

[54] SHOE HEEL INSERT

[75] Inventors: ViJay Surpuriya, Memphis, Tenn.; Charles J. Gudas, Hinsdale, Ill.

[73] Assignee: Scholl, Inc., Memphis, Tenn.

[**] Term: 14 Years

[21] Appl. No.: 623,758

[22] Filed: Jun. 22, 1984

[52] U.S. Cl. D2/314

[58] Field of Search D2/264, 277, 302, 314, D2/315, 317, 323; 36/1, 132, 136, 7.1 A, 92, 35 R, 36 R, 37, 82, 72 B

[56] References Cited

U.S. PATENT DOCUMENTS

D. 270,965	10/1983	Pritt	D2/314
456,677	7/1891	McIntyre	36/37
1,128,220	2/1915	Bullard	36/37
1,650,466	11/1927	Righter	36/35 R
3,258,859	7/1966	LaMont et al.	D2/314 X

Primary Examiner—Louis S. Zarfes
Attorney, Agent, or Firm—Thomas D. Hoffman; Gerald S. Rosen

[57] CLAIM

The ornamental design for a shoe heel insert, substantially as shown and described.

DESCRIPTION

FIG. 1 is a side elevational view of a shoe heel insert showing our new design;
FIG. 2 is a front elevational view thereof;
FIG. 3 is a rear elevational view thereof;
FIG. 4 is a plan view of a shoe heel insert showing a second embodiment of our new design;
FIG. 5 is a plan view of the first embodiment shown in FIGS. 1-3; and
FIG. 6 is a plan view of shoe heel insert showing a third embodiment of our new design.
The insert is oriented in an inverted position in FIGS. 1-3, the grooved bottom facing upward and FIGS. 4-6 are views looking downward on the insert as oriented in FIG. 2. The surface opposite that shown in FIGS. 4-6 is unornamented.

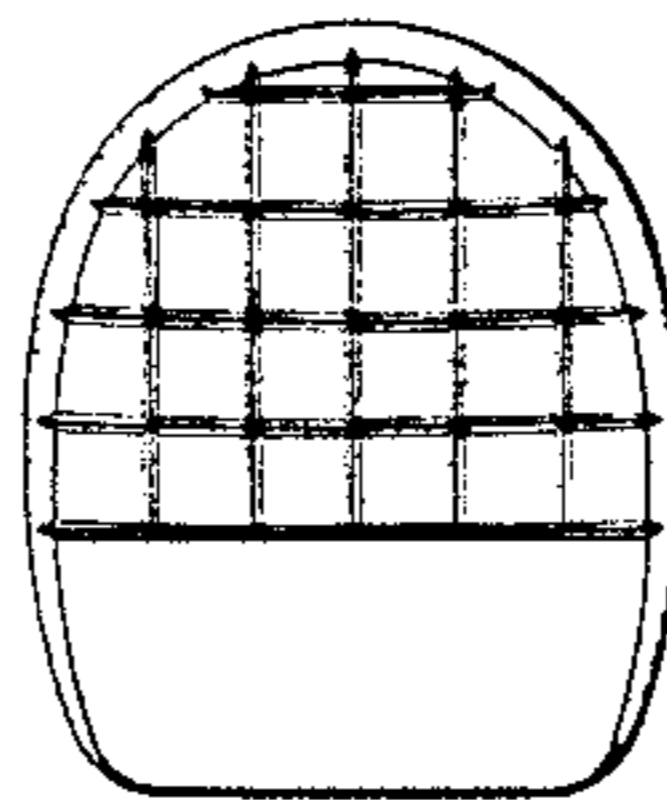
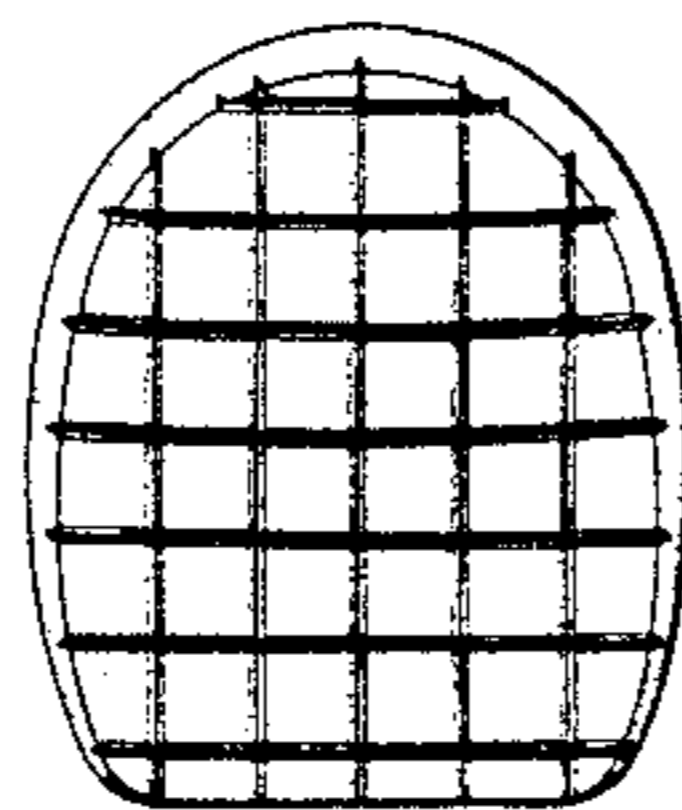


FIG. 1




FIG. 2




FIG. 4

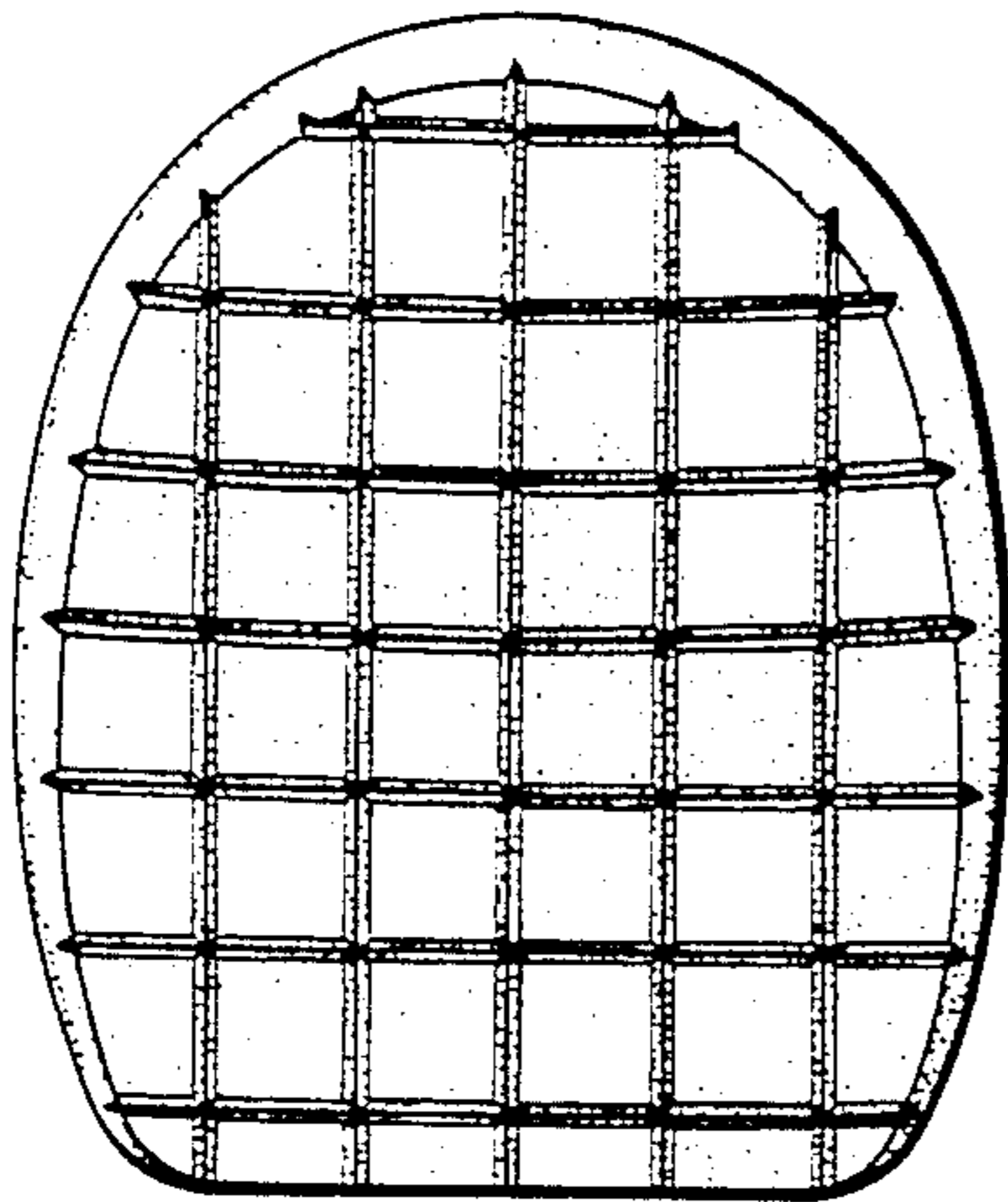


FIG. 3



FIG. 5

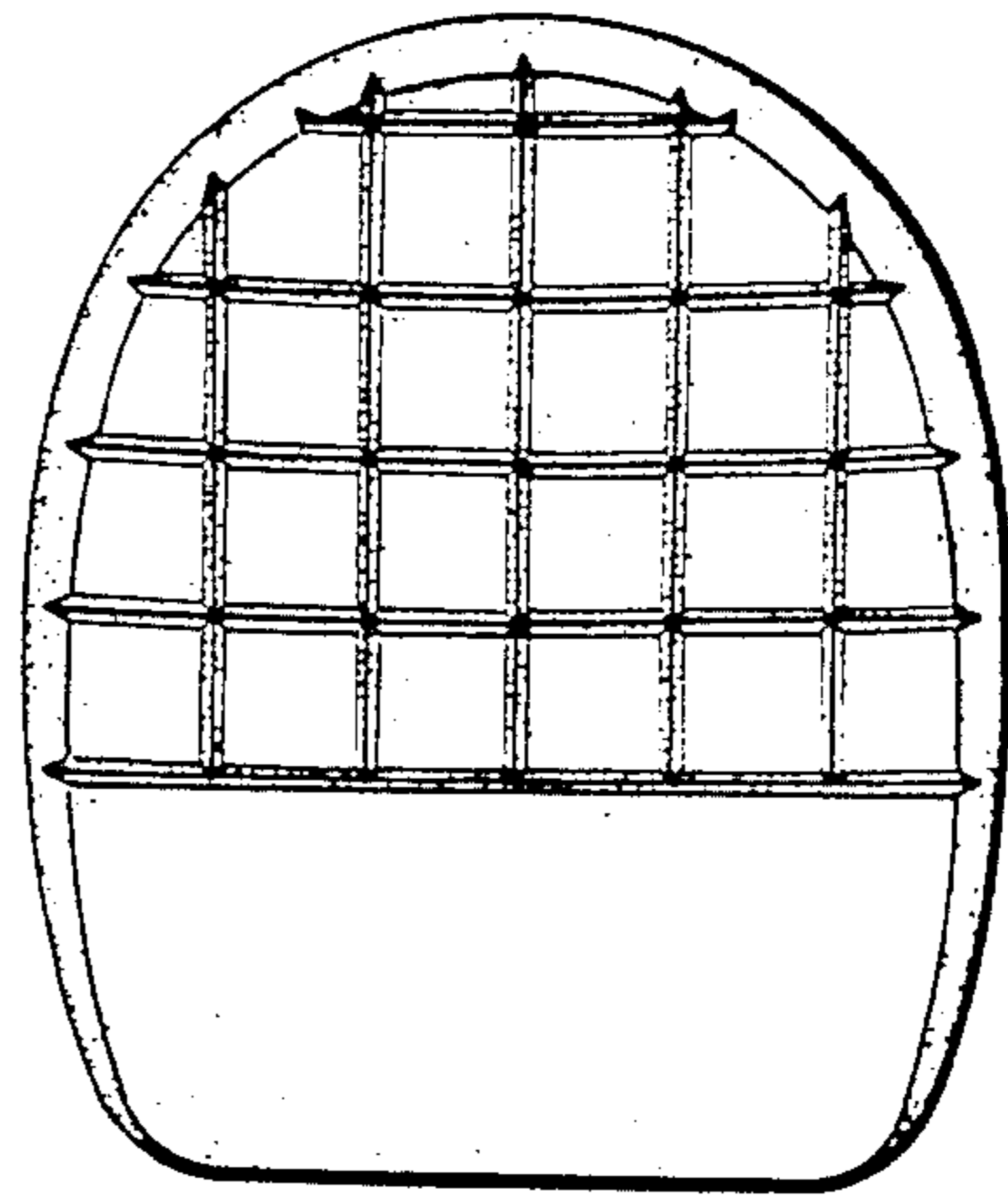


FIG. 6

