

[54] SPINAL HOOK DISTRACTOR OR THE LIKE

[75] Inventor: Kevin M. Greig, Warsaw, Ind.

[73] Assignee: Zimmer, Inc., Warsaw, Ind.

[\*\*] Term: 14 Years

[21] Appl. No.: 731,801

[22] Filed: May 8, 1985

[52] U.S. Cl. .... D24/27; D24/26; D28/55

[58] Field of Search ..... D24/26, 27; 128/69, 128/303 R, 354, 84 B, 92 VZ, 92 VT, 92 YM; D28/55-57; 294/99.2

[56] References Cited

U.S. PATENT DOCUMENTS

D. 265,758	8/1982	Beale	.....	D24/26
4,050,464	9/1977	Hall	.....	128/303 R
4,220,146	9/1980	Cloutier	.....	128/69
4,271,836	6/1981	Bacal et al.	.....	128/303 R

4,386,603	6/1983	Mayfield	.....	128/69
4,422,451	12/1983	Kalamchi	.....	128/69
4,445,513	5/1984	Ulrich et al.	.....	128/69

OTHER PUBLICATIONS

Zimmer, Inc. Bobeckho Spinal Hook System Surgical Technique- ©1984.

Primary Examiner—A. Hugo Word

Assistant Examiner—Stella M. Reid

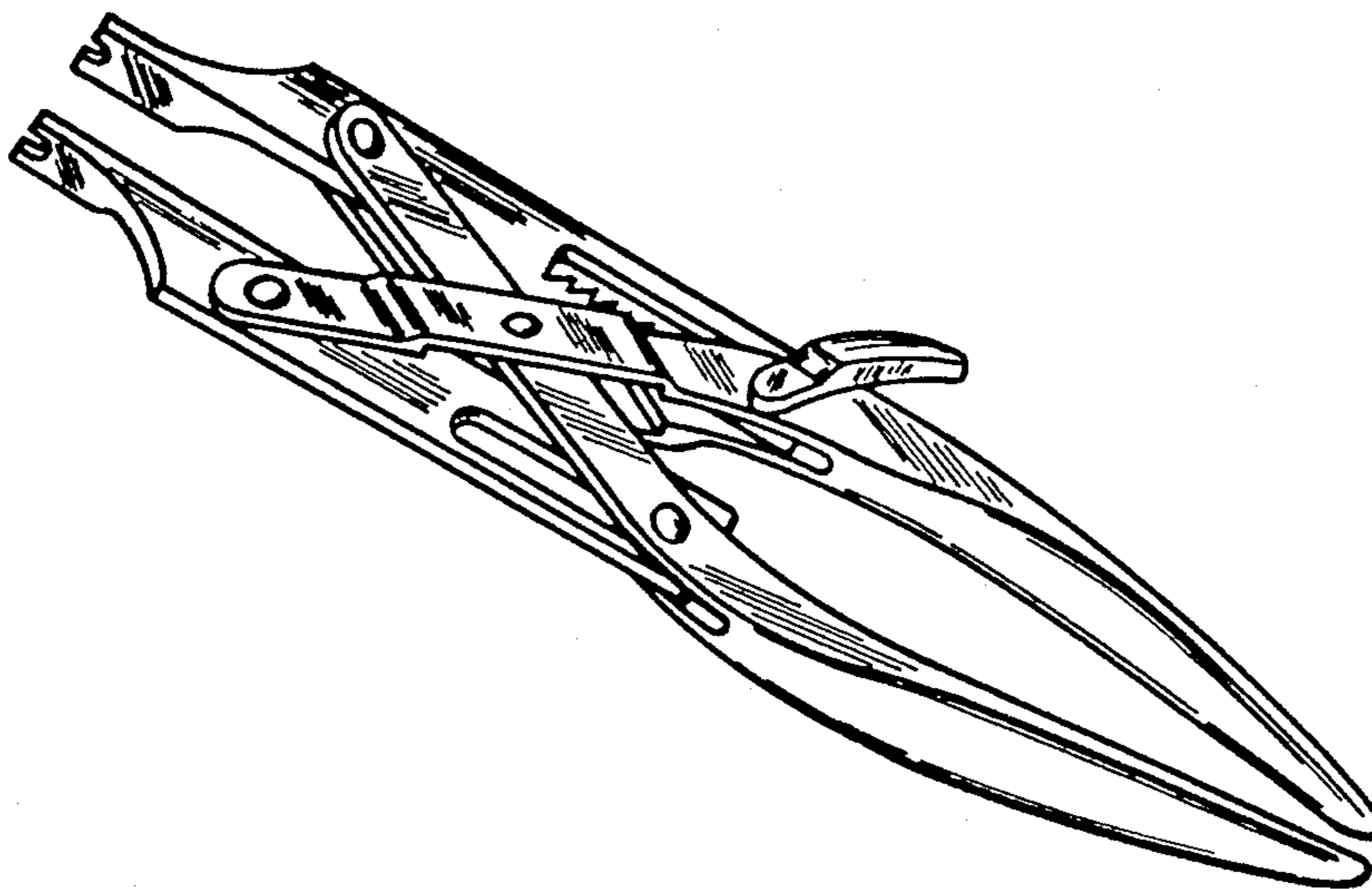
Attorney, Agent, or Firm—Margaret L. Geringer

[57] CLAIM

The ornamental design for a spinal hook distractor or the like, as shown and described.

DESCRIPTION

FIG. 1 is a perspective view of a spinal hook distractor or the like showing my new design; FIG. 2 is a side elevational view thereof; FIG. 3 is a top plan view thereof; FIG. 4 is a side elevational view thereof shown in an open position.



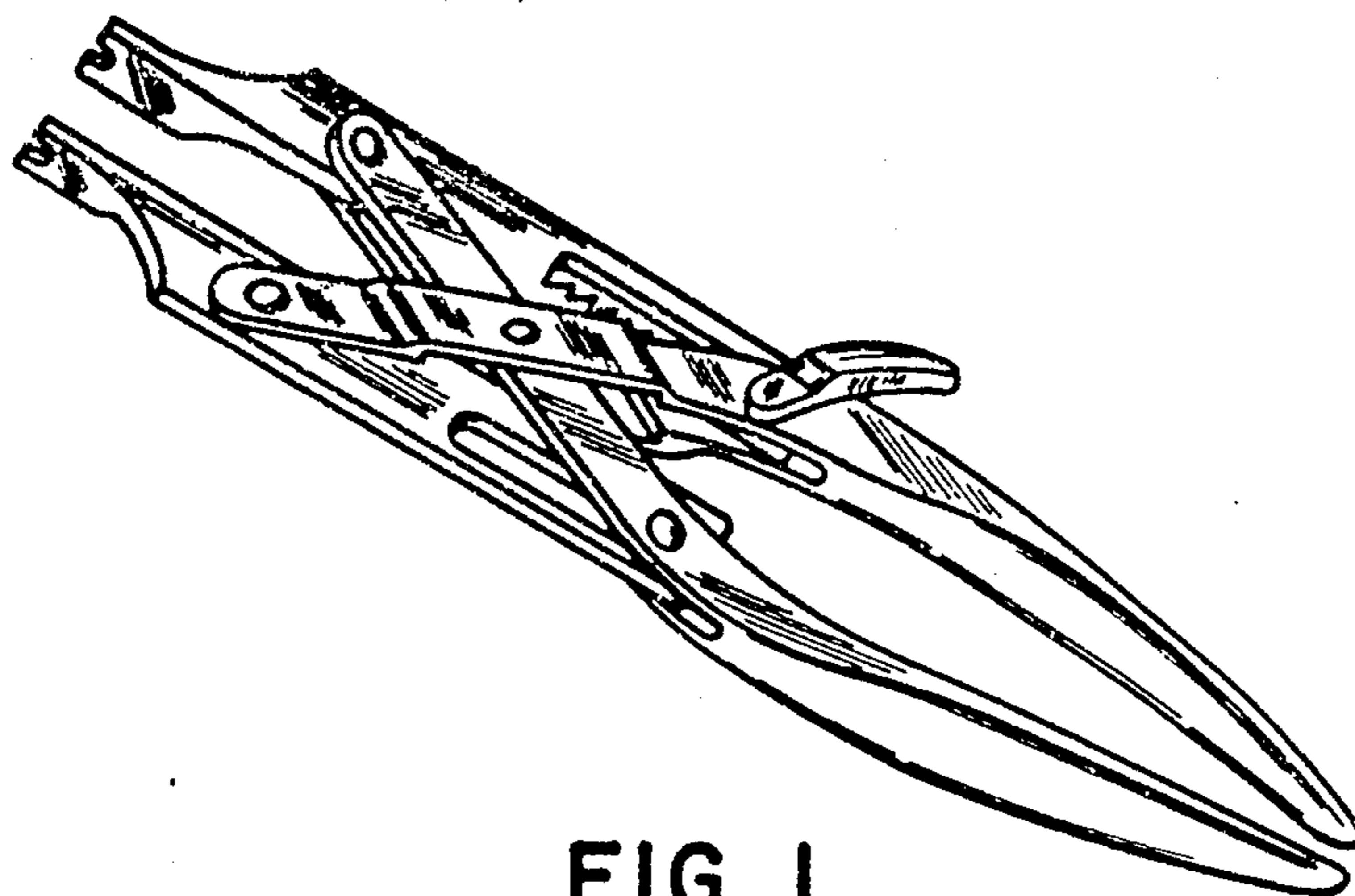


FIG. 1

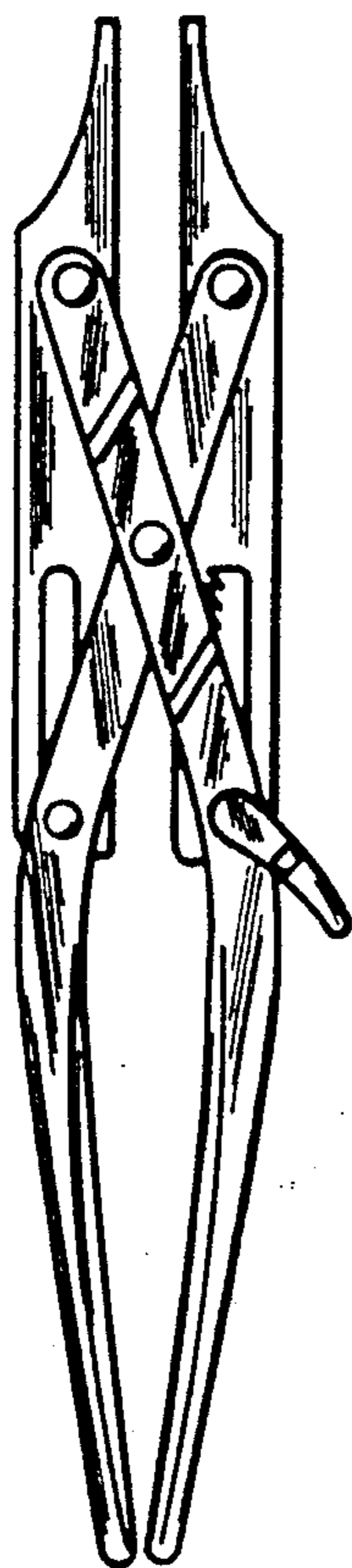


FIG. 2



FIG. 3

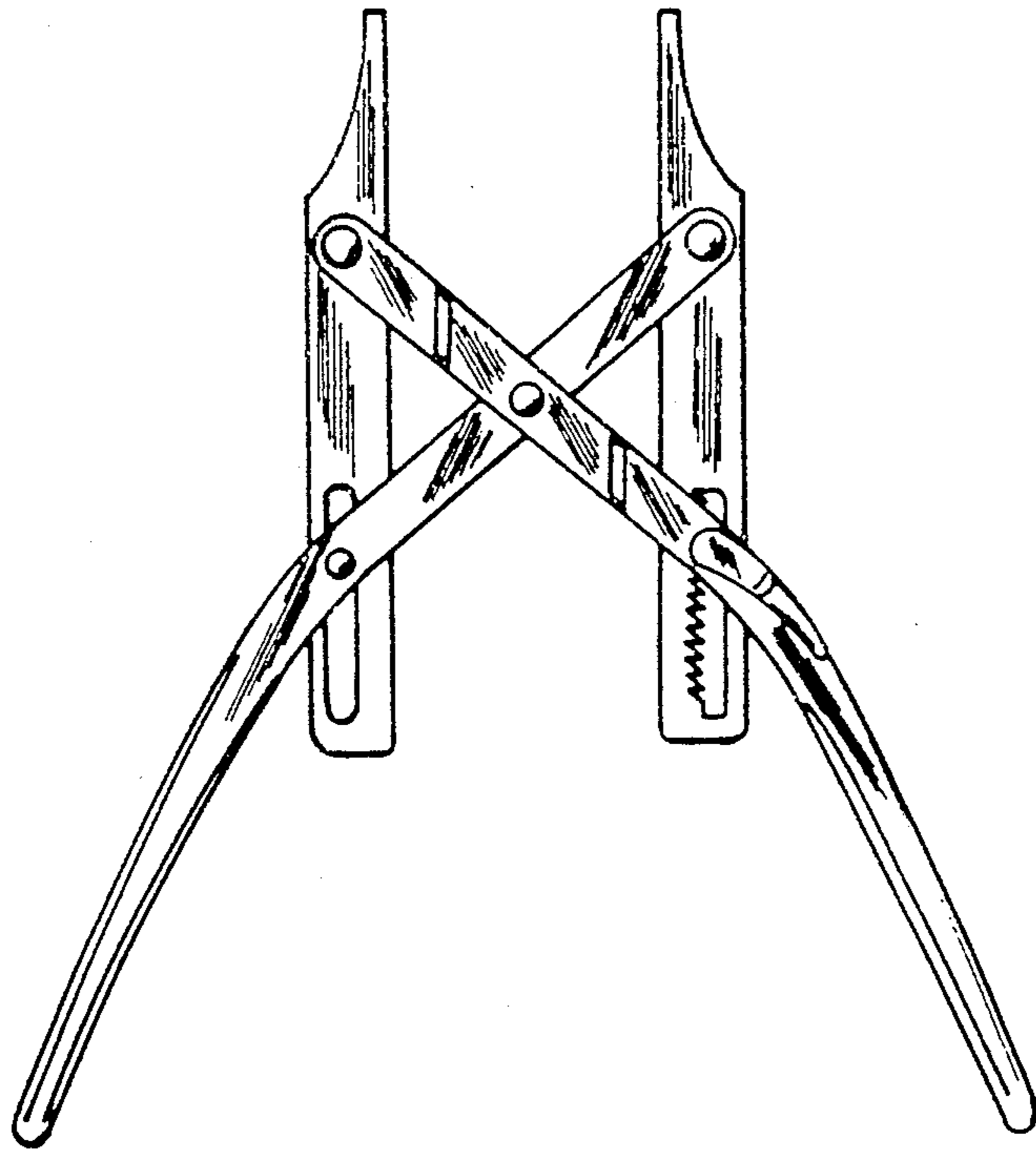


FIG. 4