

[54] AQUARIUM FILTER CARTRIDGE FRAME

[75] Inventor: Allan H. Willinger, Englewood, N.J.

[73] Assignee: Willinger Bros., Inc., Englewood, N.J.

[\*\*] Term: 14 Years

[21] Appl. No.: 813,531

[22] Filed: Dec. 26, 1985

[52] U.S. Cl. .... D23/4

[58] Field of Search ..... D23/1, 3, 4, 149; 210/169, 416.1-416.6, 470; 119/5

[56] References Cited

U.S. PATENT DOCUMENTS

- D. 271,416 11/1983 Mayer ..... D23/4
- D. 273,223 3/1984 Horvath ..... D23/4
- D. 283,438 4/1986 Doyle ..... D23/149

- 3,900,397 8/1975 Bell ..... 210/416.4 X
- 4,376,053 3/1983 Bullock et al. .... 210/470 X
- 4,518,495 5/1985 Harding ..... 210/169

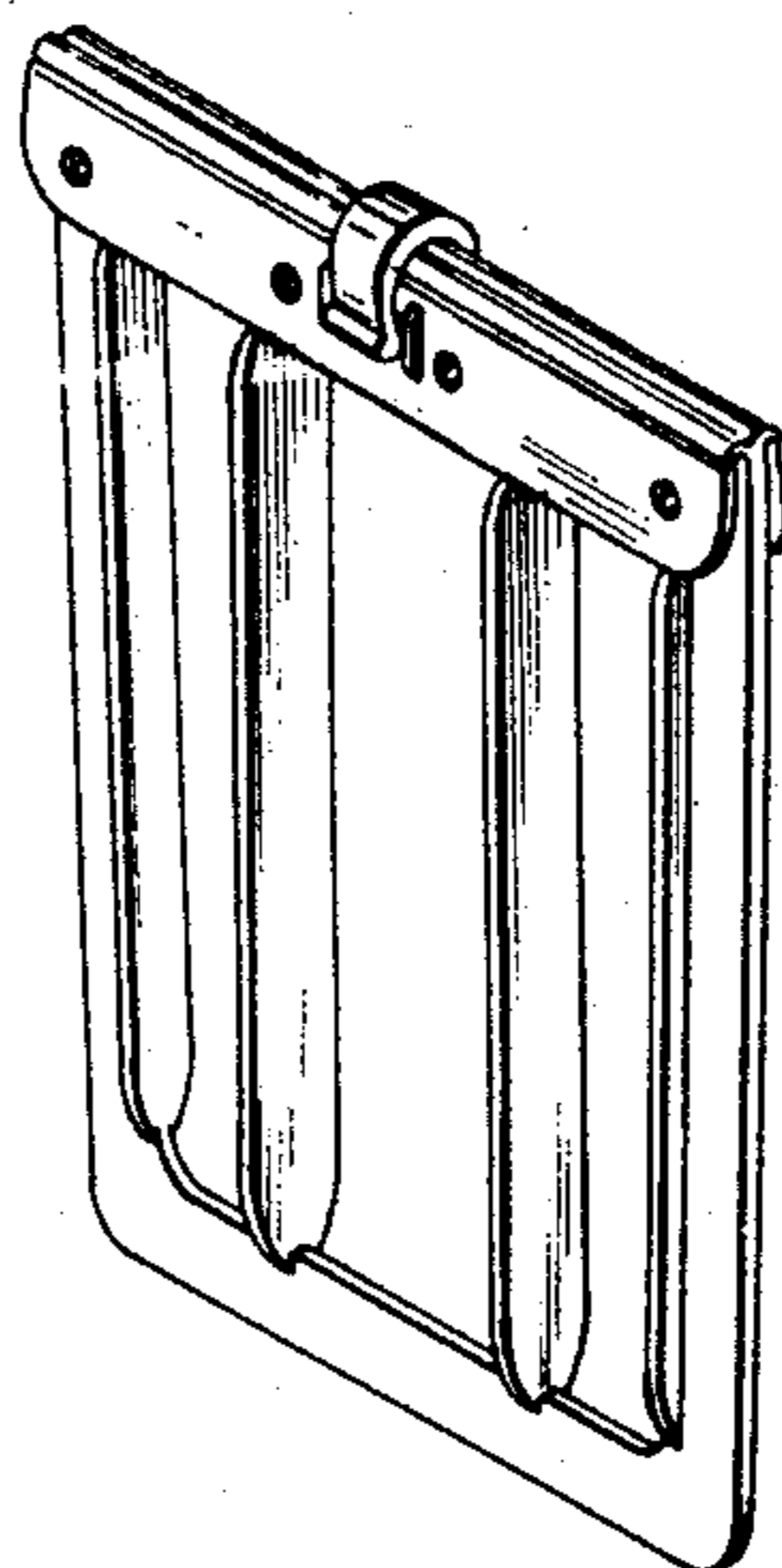
Primary Examiner—Wallace R. Burke  
 Assistant Examiner—Brian N. Vinson  
 Attorney, Agent, or Firm—Helfgott & Karas

[57] CLAIM

The ornamental design for an aquarium filter cartridge frame, as shown and described.

DESCRIPTION

FIG. 1 is a perspective view of an aquarium filter cartridge frame showing my new design;  
 FIG. 2 is a top plan view thereof;  
 FIG. 3 is a front elevational view thereof, the rear being identical in appearance;  
 FIG. 4 is a bottom plan view thereof; and  
 FIG. 5 is a side elevational view thereof, the side opposite being identical in appearance.



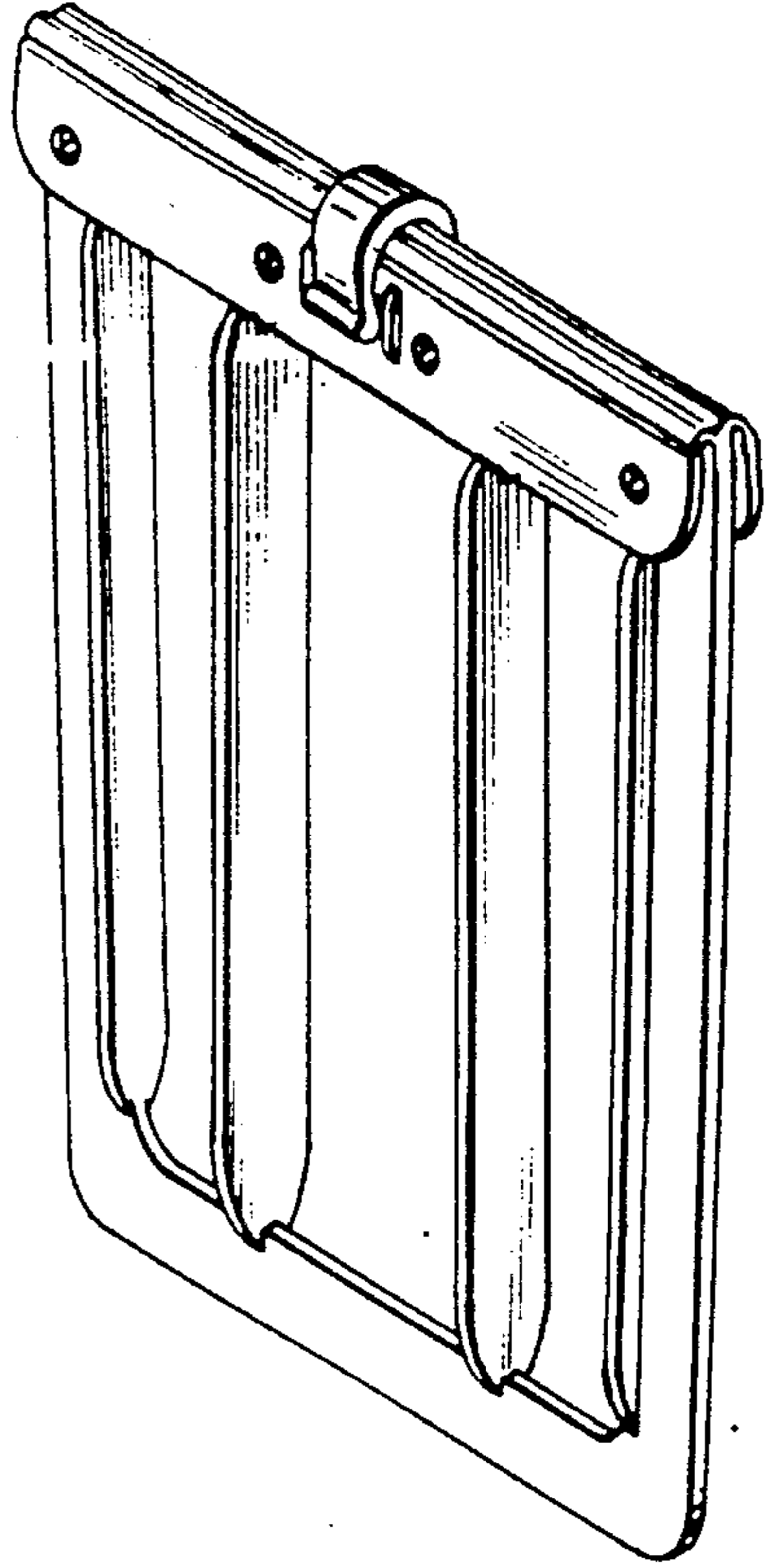


FIG. 1



FIG. 2

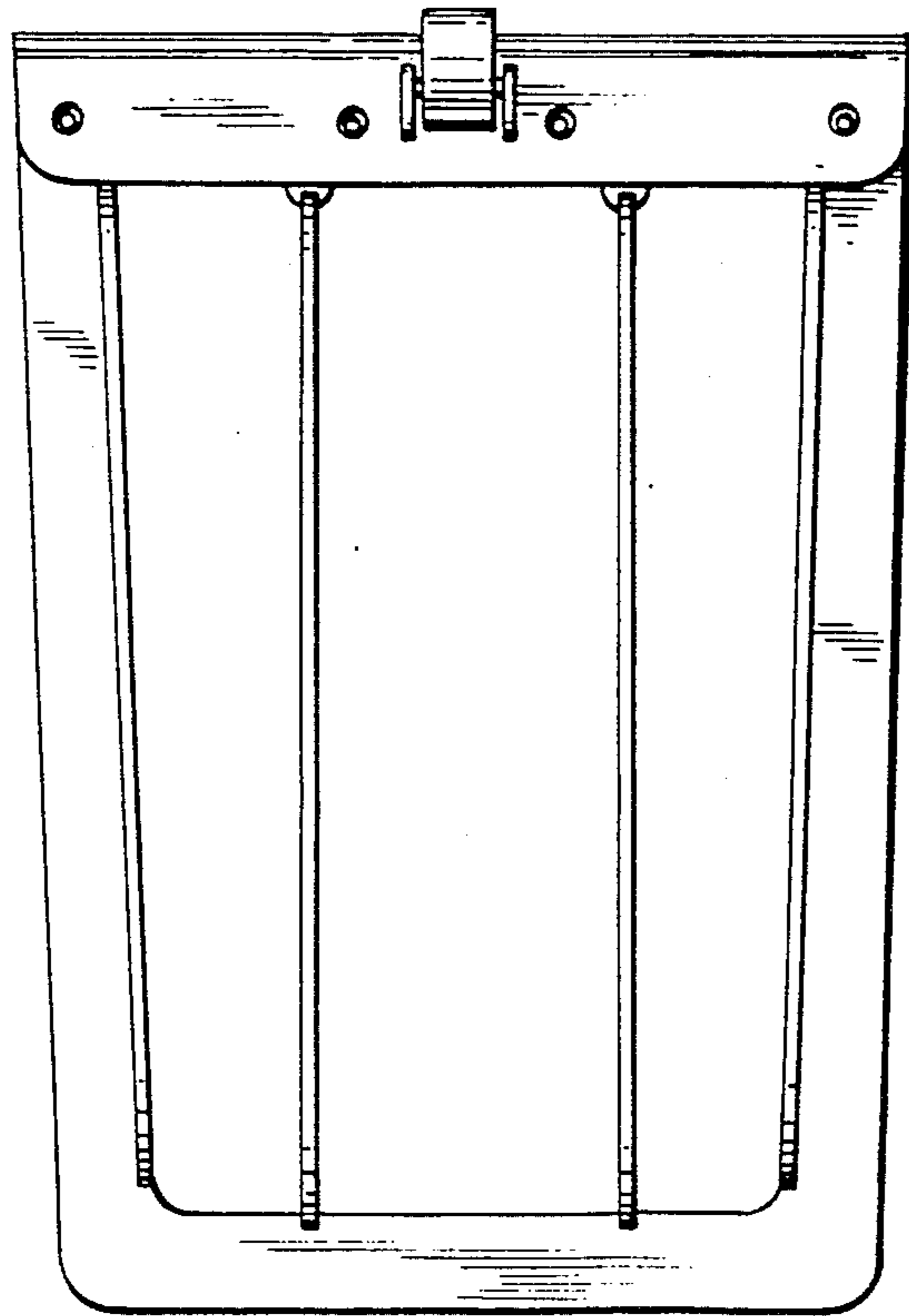


FIG. 3




FIG. 4



FIG. 5