

[54] **AQUARIUM FILTER CARTRIDGE**

[75] **Inventor: Allan H. Willinger, Englewood, N.J.**

[73] **Assignee: Willinger Bros., Englewood, N.J.**

[**] **Term: 14 Years**

[21] **Appl. No.: 809,272**

[22] **Filed: Dec. 16, 1985**

[52] **U.S. Cl. D23/4**

[58] **Field of Search D23/1, 3, 4, 149;
210/169, 416.1-416.6, 470; 119/5**

[56] **References Cited**

U.S. PATENT DOCUMENTS

- D. 271,416 11/1983 Mayer D23/4
- D. 273,223 3/1984 Horvath D23/4
- D. 283,438 4/1986 Doyle D23/149

- 3,900,397 8/1975 Bell 210/416.4 X
- 4,376,053 3/1983 Bullock et al. 210/470 X
- 4,518,495 5/1985 Harding 210/169

Primary Examiner—Wallace R. Burke
Assistant Examiner—Brian N. Vinson
Attorney, Agent, or Firm—Helfgott & Karas

[57] **CLAIM**

The ornamental design for an aquarium filter cartridge, and described as shown.

DESCRIPTION

FIG. 1 is a front perspective view of an aquarium filter cartridge showing my new design; FIG. 2 is a top plan view thereof; FIG. 3 is a rear elevational view thereof; FIG. 4 is a side elevational view thereof, the side opposite being identical in appearance; and FIG. 5 is a bottom plan view thereof.

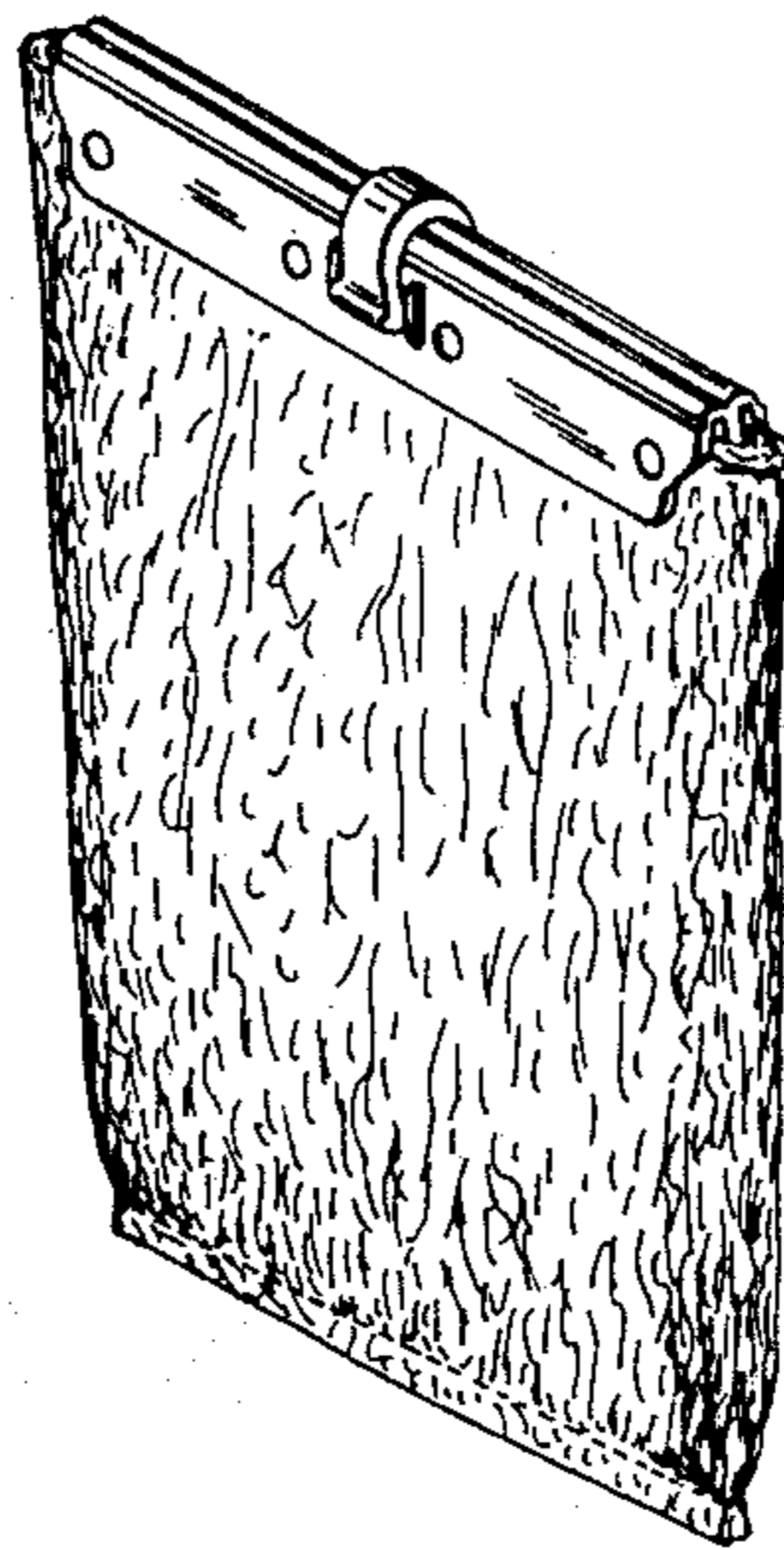




FIG. 5

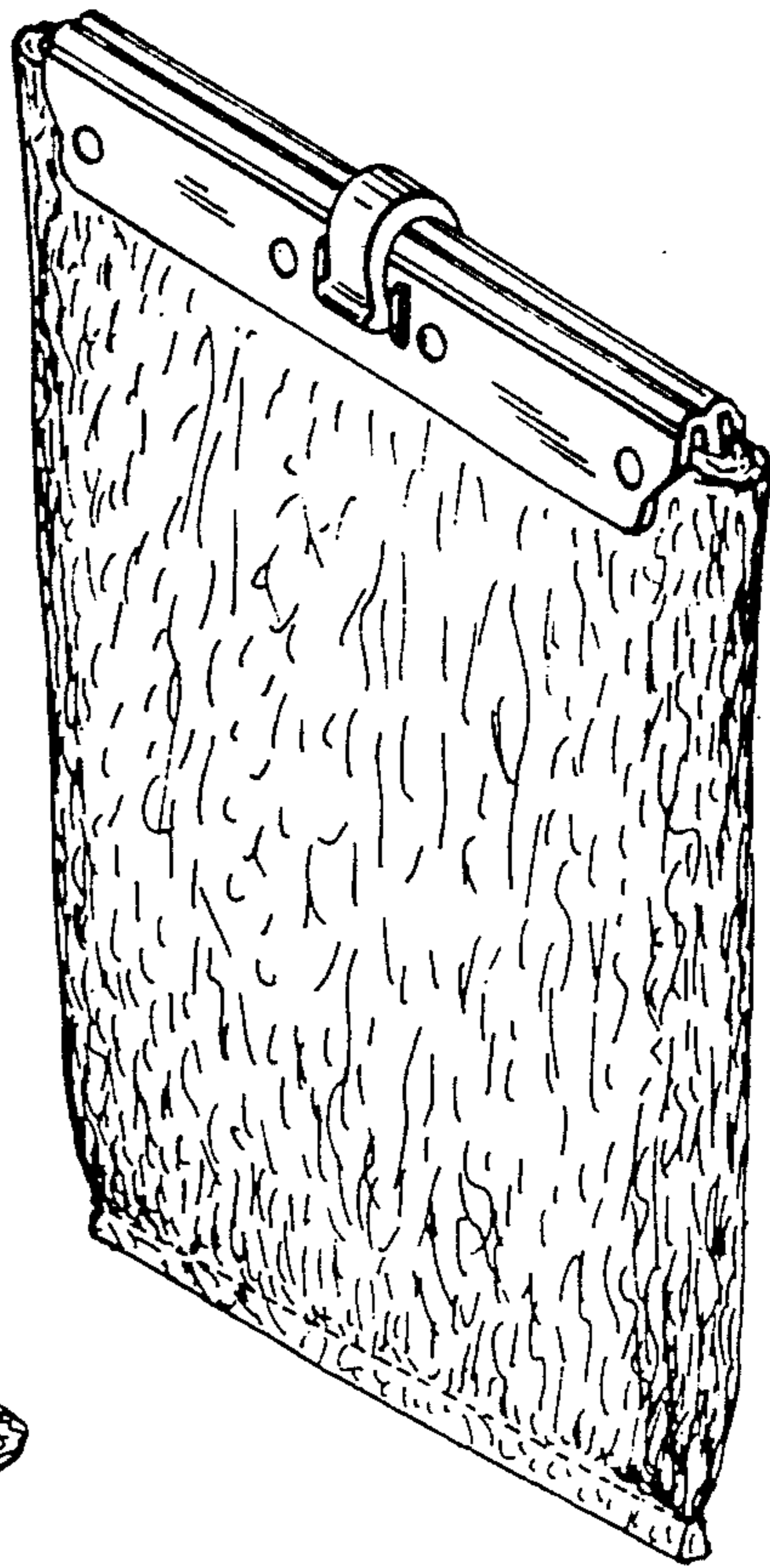


FIG. 1




FIG. 2




FIG. 3




FIG. 4