

[54] TOY TABLEWARE UTENSIL

[76] Inventor: James F. Mariol, 481 Dean View Dr., Cincinnati, Ohio 45224

[**] Term: 14 Years

[21] Appl. No.: 692,296

[22] Filed: Jan. 16, 1985

[52] U.S. Cl. D21/121

[58] Field of Search D7/138, 151, 141;
D21/59, 109, 120; 446/479, 491, 424

[56] References Cited

U.S. PATENT DOCUMENTS

D. 236,420 8/1975 Dart et al. D7/138
D. 259,575 6/1981 Nagode D21/109

OTHER PUBLICATIONS

Institutions/Volume Feeding, 9-1-1972, p. 17, Implement.

Tableware International, 2-1977, p. 82, Flatware.

Domus, 6-1983, p. 640, Item #6, Flatware.


Primary Examiner—Charles A. Rademaker
Attorney, Agent, or Firm—Wood, Herron & Evans

[57] CLAIM

The ornamental design for a toy tableware utensil, as shown and described.

DESCRIPTION

FIG. 1 is a top plan view of a toy tableware utensil showing my new design;
FIG. 2 is a bottom plan view thereof;
FIG. 3 is a side elevational view thereof, the side opposite being a mirror image;
FIG. 4 is an end elevational view thereof;
FIG. 5 is an elevational view of the end opposite that shown in FIG. 4;
FIG. 6 is a top plan view of a modified embodiment of the design shown in FIGS. 1 through 5;
FIG. 7 is a bottom plan view thereof;
FIG. 8 is a side elevational view thereof, the side opposite being a mirror image;
FIG. 9 is an end elevational view thereof;
FIG. 10 is an end elevational view of the end opposite that shown in FIG. 9;
FIG. 11 is a top plan view of a second modified embodiment of the design shown in FIGS. 1 through 5.
FIG. 12 is a bottom plan view thereof;
FIG. 13 is a side elevational view, the side opposite being a mirror image;
FIG. 14 is an end elevational view thereof; and
FIG. 15 is an end elevational view of the side opposite that shown in FIG. 4.



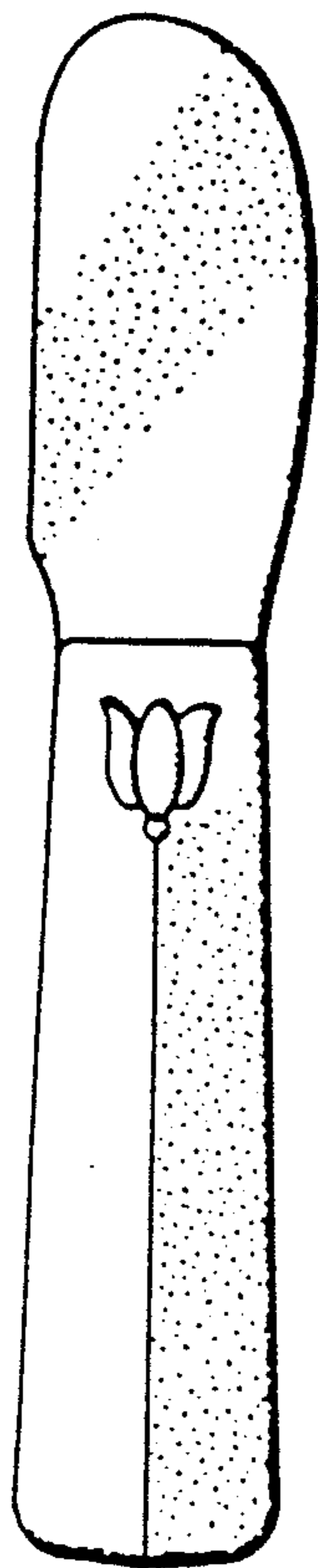


FIG. 1

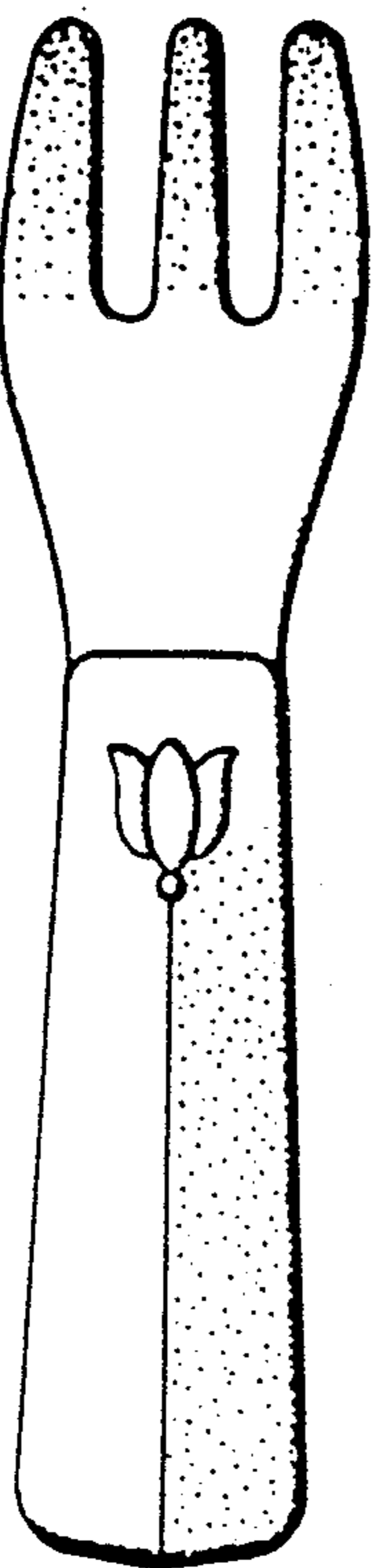


FIG. 6

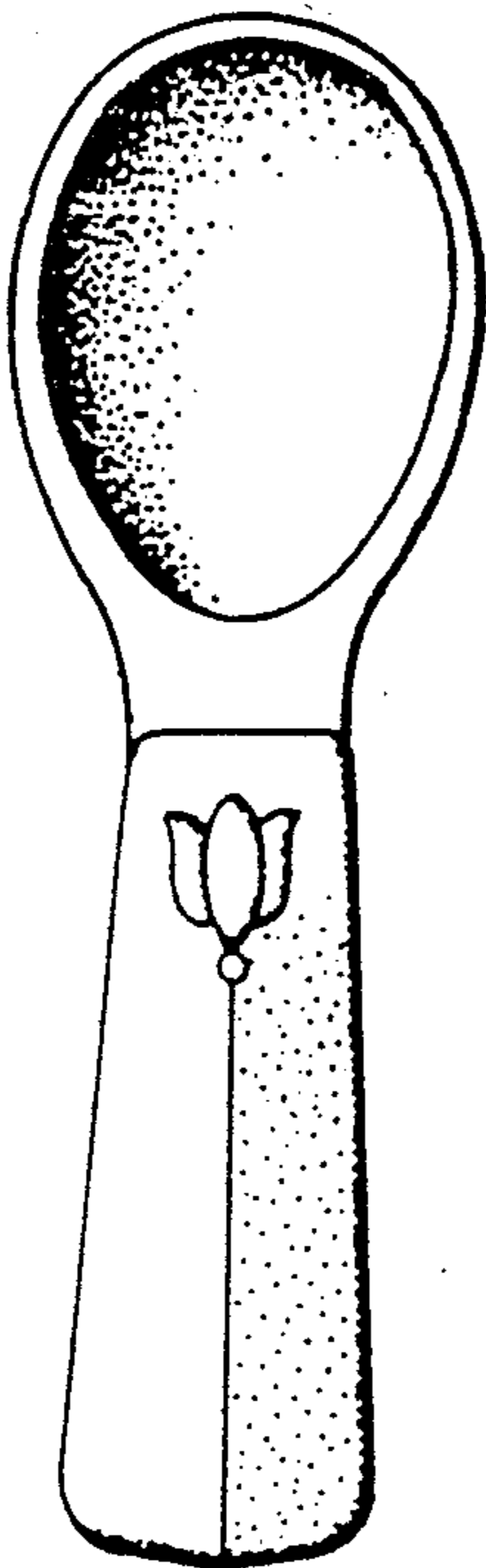


FIG. 11

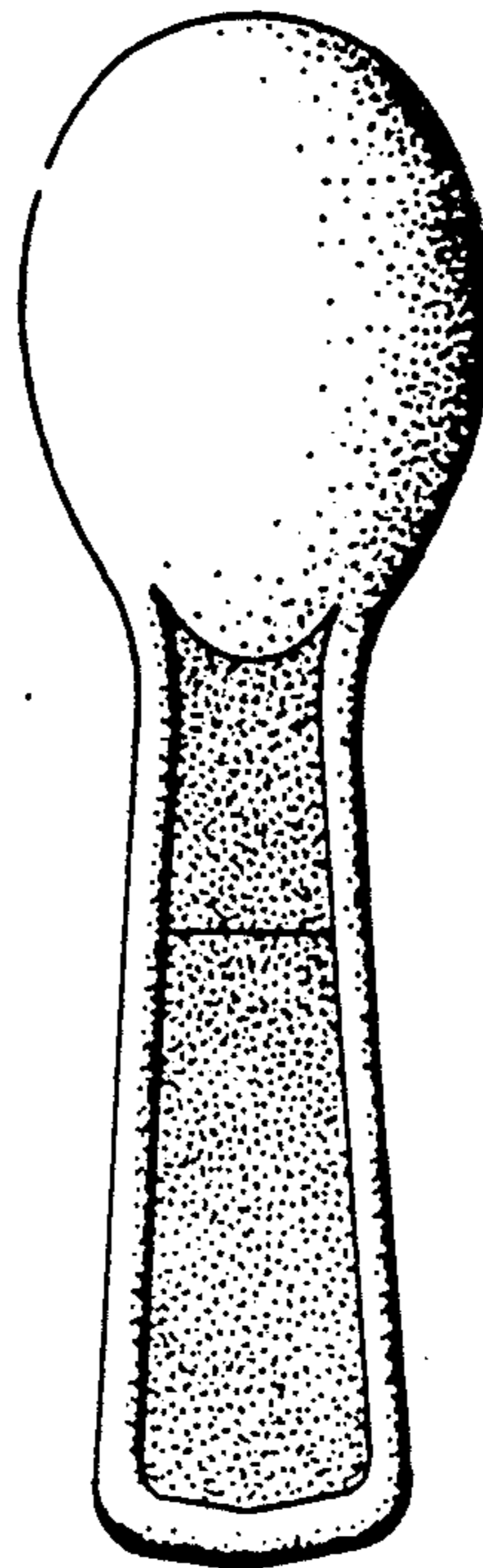


FIG. 12

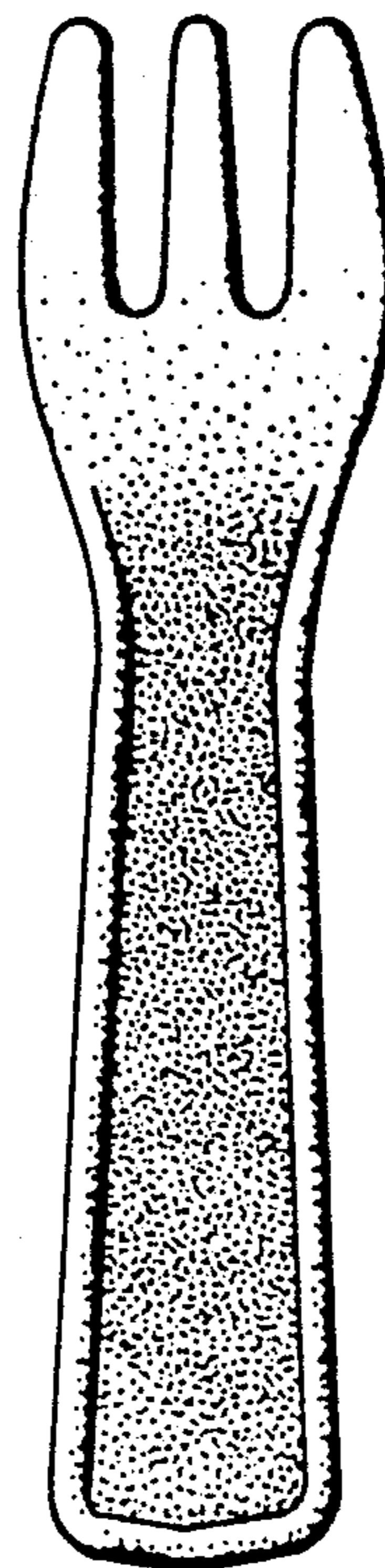


FIG. 7

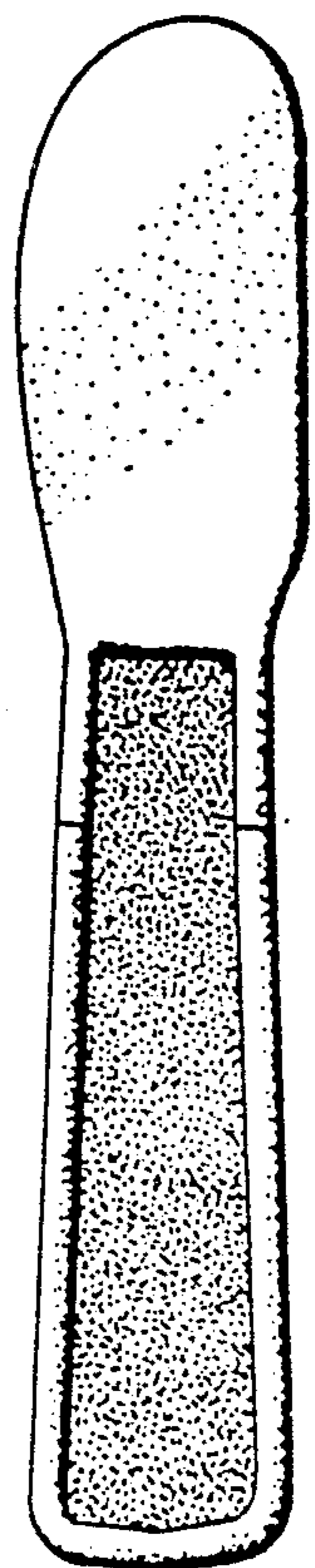


FIG. 2



FIG. 4



FIG. 3



FIG. 5



FIG. 9

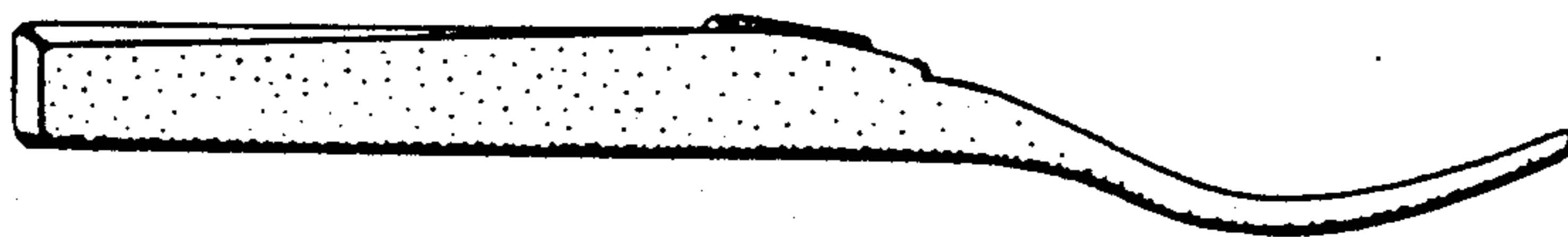


FIG. 8




FIG. 10

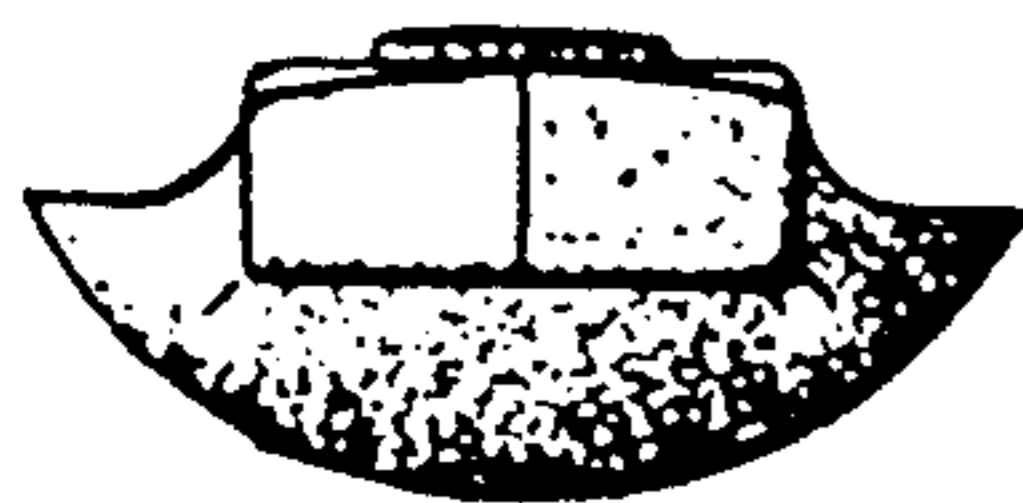


FIG. 14

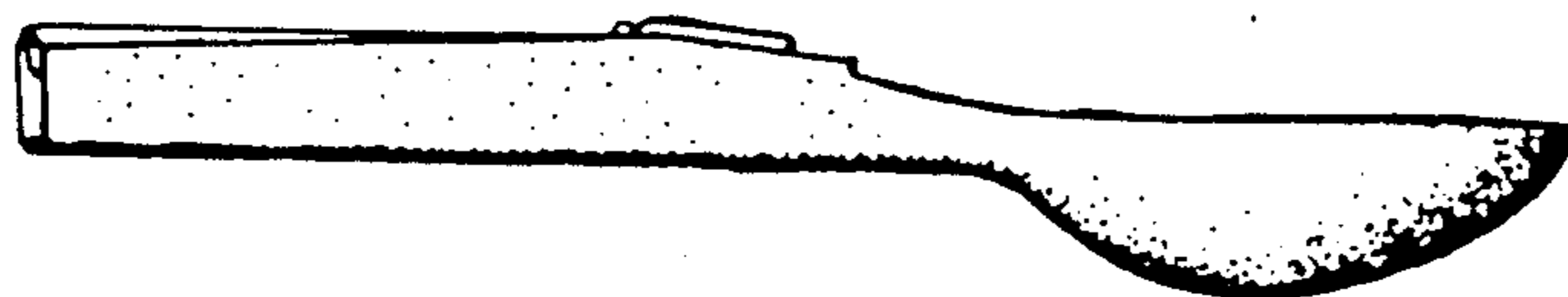


FIG. 13



FIG. 15