

[54] AUDIO DISC PLAYER

[75] Inventors: Kazuhiko Nishiyama, Tokyo; Takao Itoh, Tachikawa, both of Japan

[73] Assignee: Hitachi, Ltd., Tokyo, Japan

[**] Term: 14 Years

[21] Appl. No.: 688,508

[22] Filed: Jan. 3, 1985

[30] Foreign Application Priority Data

Jul. 17, 1984 [JP] Japan 59-29520

[52] U.S. CL D14/1; D14/2

[58] Field of Search D14/1, 2, 3, 4, 5, 6, D14/99, 71, 77, 78, 84, 96, 68

[56] References Cited

U.S. PATENT DOCUMENTS

- D. 281,685 12/1985 Takahashi et al. D14/1 X
- D. 281,970 12/1985 Imai D14/1
- D. 286,041 10/1986 Hiraoka et al. D14/1

OTHER PUBLICATIONS

Video Review, Aug. 1983, p. 60, top right of page. High Fidelity, Sep. 1983, p. 64, Sansui PC-V1000.

Primary Examiner—Bernard Ansher
Assistant Examiner—Theodore M. Shooman
Attorney, Agent, or Firm—Antonelli, Terry & Wands

[57] CLAIM

The ornamental design for an audio disc player, as shown and described.

DESCRIPTION

FIG. 1 is a front, top and right side perspective view of an audio disc player showing our new design; FIG. 2 is a front elevational view thereof; FIG. 3 is a right side elevational view thereof; FIG. 4 is a left side elevational view thereof; FIG. 5 is a top plan view thereof; FIG. 6 is a rear elevational view thereof; FIG. 7 is a bottom plan view thereof; and FIG. 8 is a front, top and right side perspective view thereof, shown with the disc tray extended.




FIG. 1

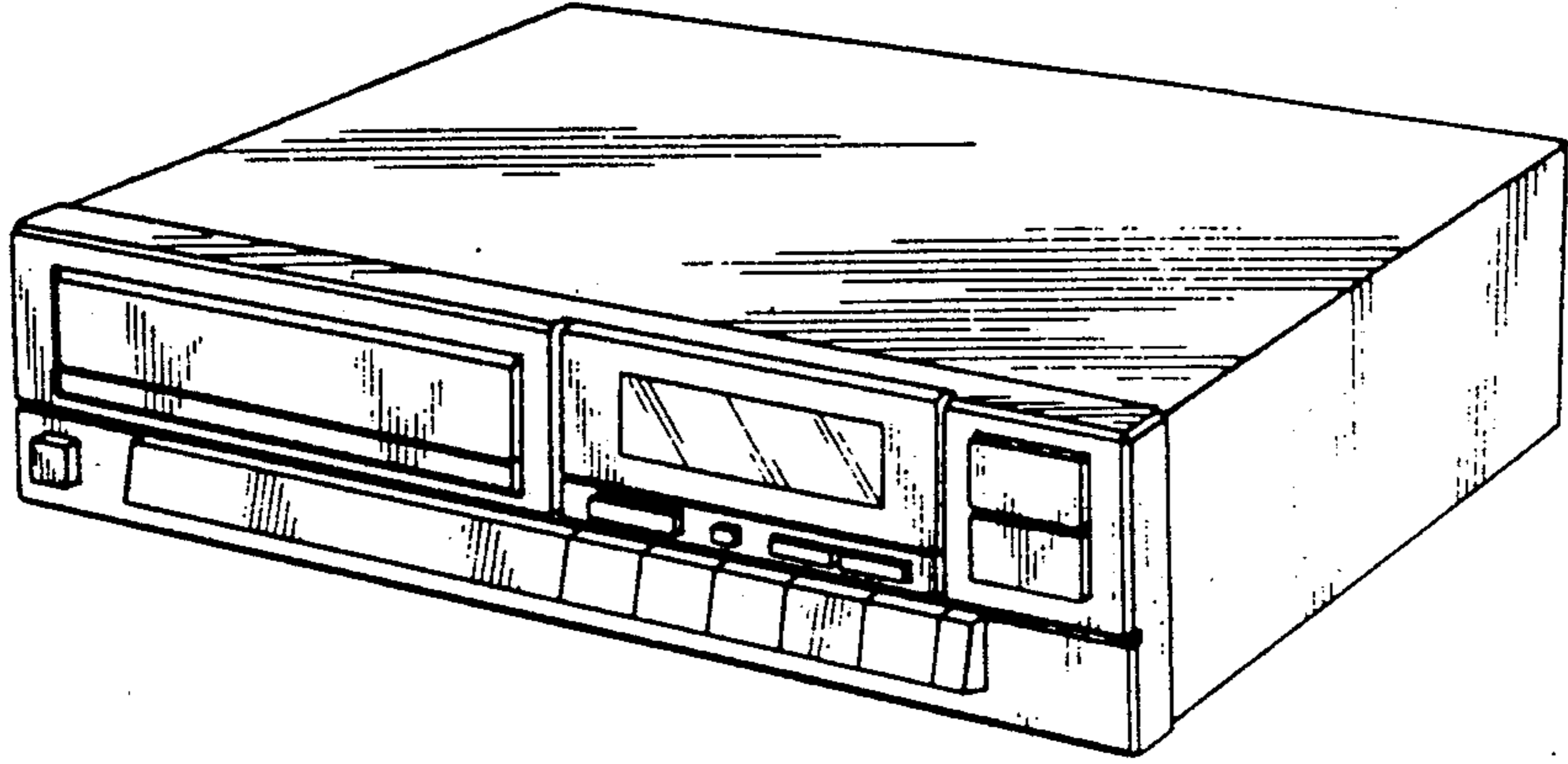


FIG. 2

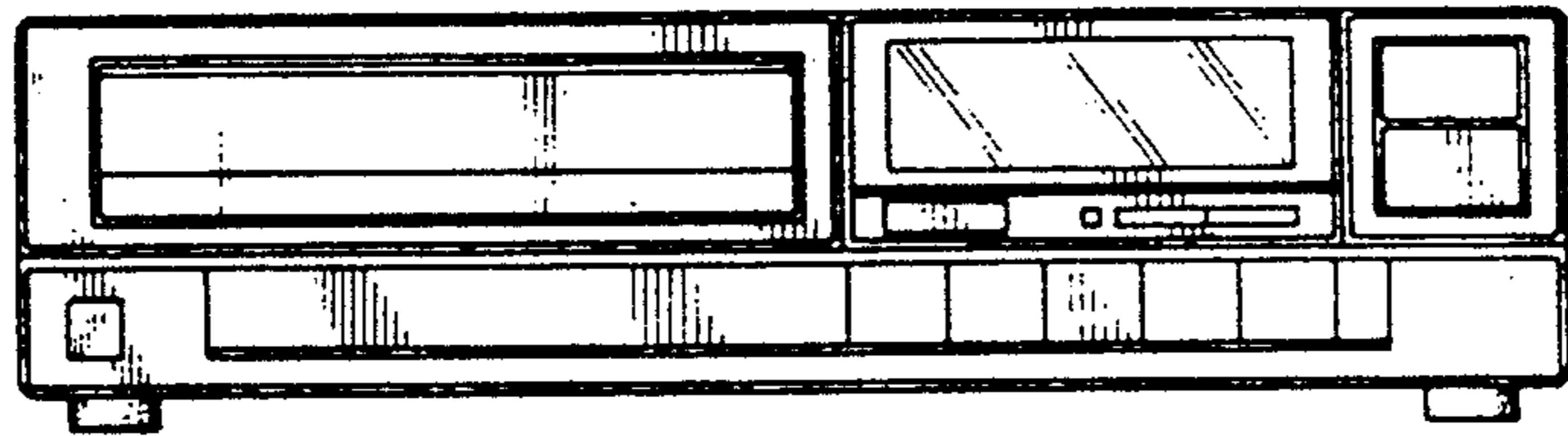


FIG. 3




FIG. 4




FIG. 5




FIG. 6

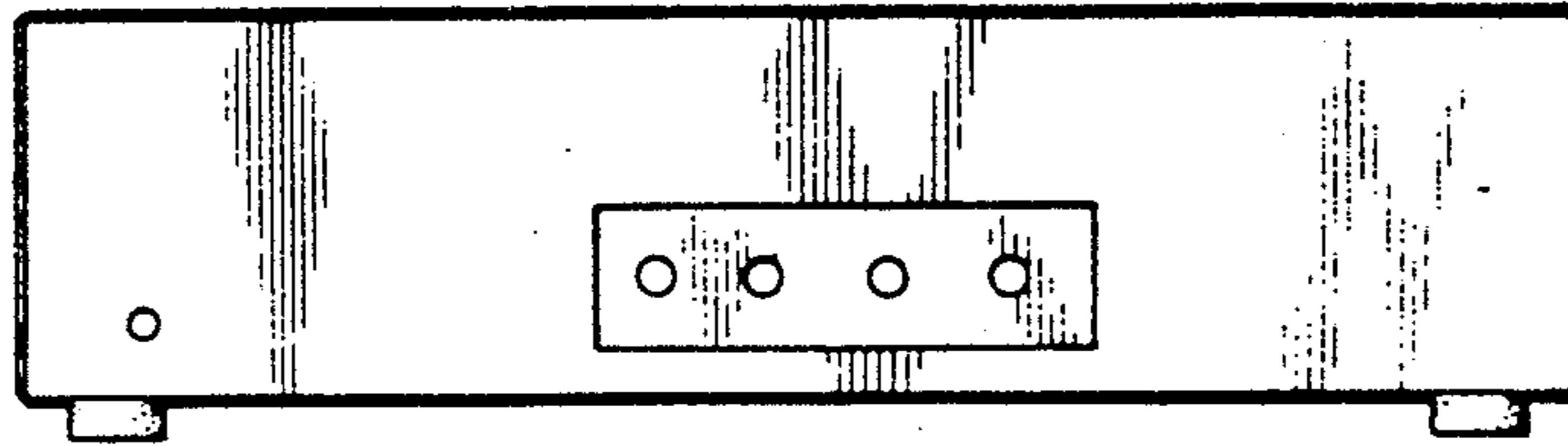


FIG. 7

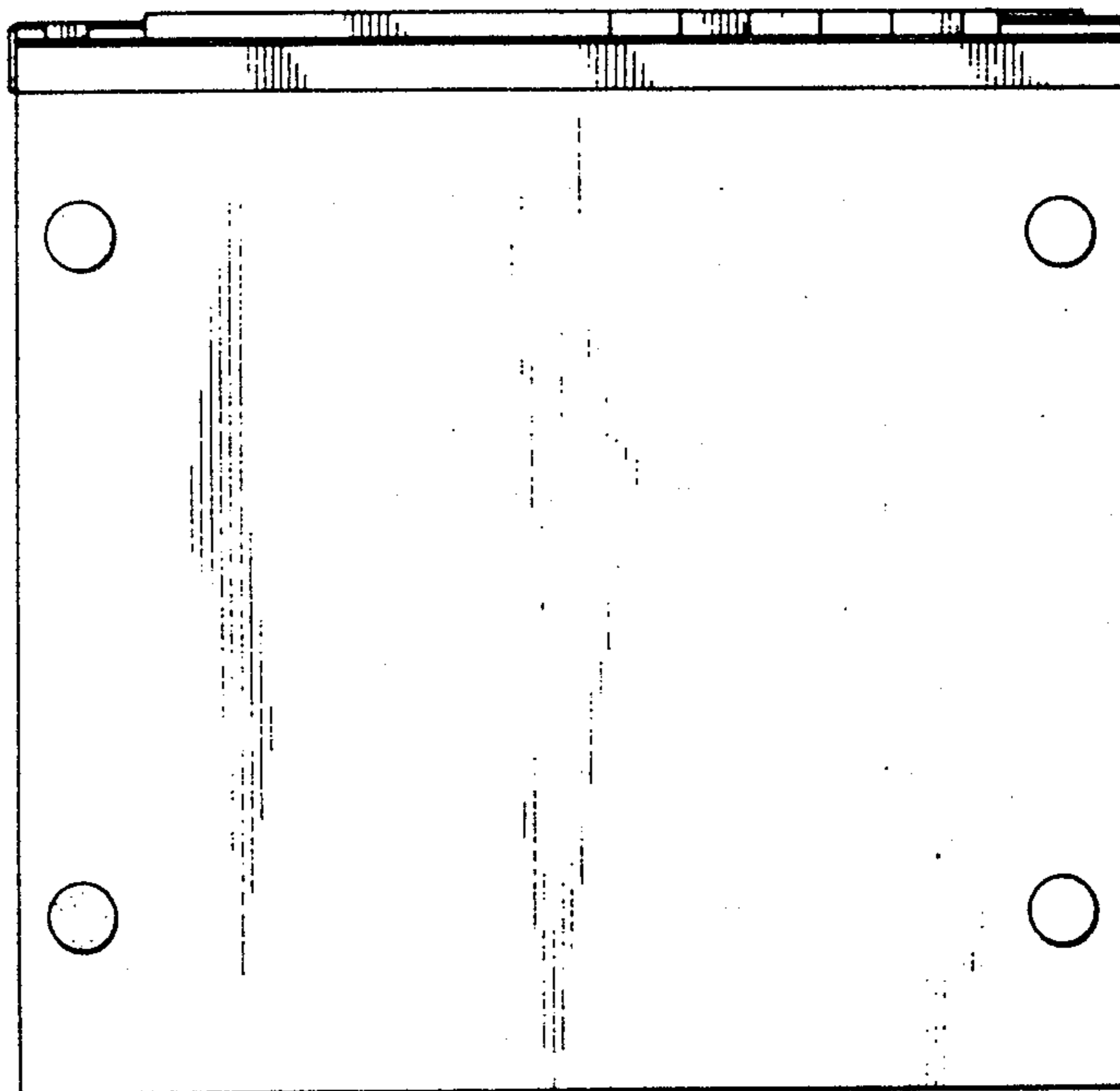


FIG. 8

