

[54] **JEWELLERY PENDANT**

[75] **Inventor: Claude Gozlan, Toronto, Canada**

[73] **Assignee: Direct Jewellery Inc., Canada**

[**] **Term: 14 Years**

[21] **Appl. No.: 700,086**

[22] **Filed: Feb. 11, 1985**

[30] **Foreign Application Priority Data**

Dec. 14, 1984 [CA] Canada 14-12-84-7

[52] **U.S. Cl.** **D11/84; D11/67;**
D11/69

[58] **Field of Search** **D11/40, 43-45,**
D11/47, 48, 63, 67, 69, 79-81, 84, 85, 99; 63/1
R-2, 18-21, 23

[56] **References Cited**

U.S. PATENT DOCUMENTS

D. 47,430	6/1915	Kelley	D11/47
D. 63,961	2/1924	Peacock	D11/45
D. 122,255	9/1940	Cooper	D11/67
D. 130,141	10/1941	Schraysshuen	D11/67 X
D. 142,647	10/1945	Kaufman	D11/67
D. 274,418	6/1984	Bruce	D11/44


Primary Examiner—Louis S. Zarfes

[57] **CLAIM**

The ornamental design for a jewellery pendant, as shown.

DESCRIPTION

FIG. 1 is a front perspective view of a jewellery pendant showing my new design;
FIG. 2 is a top plan view thereof;
FIG. 3 is a bottom plan view thereof;
FIG. 4 is a side elevational view from the left thereof;
FIG. 5 is a side elevational view from the right thereof;
FIG. 6 is a front elevational view thereof; and
FIG. 7 is a rear elevational view thereof.






FIG. 1.

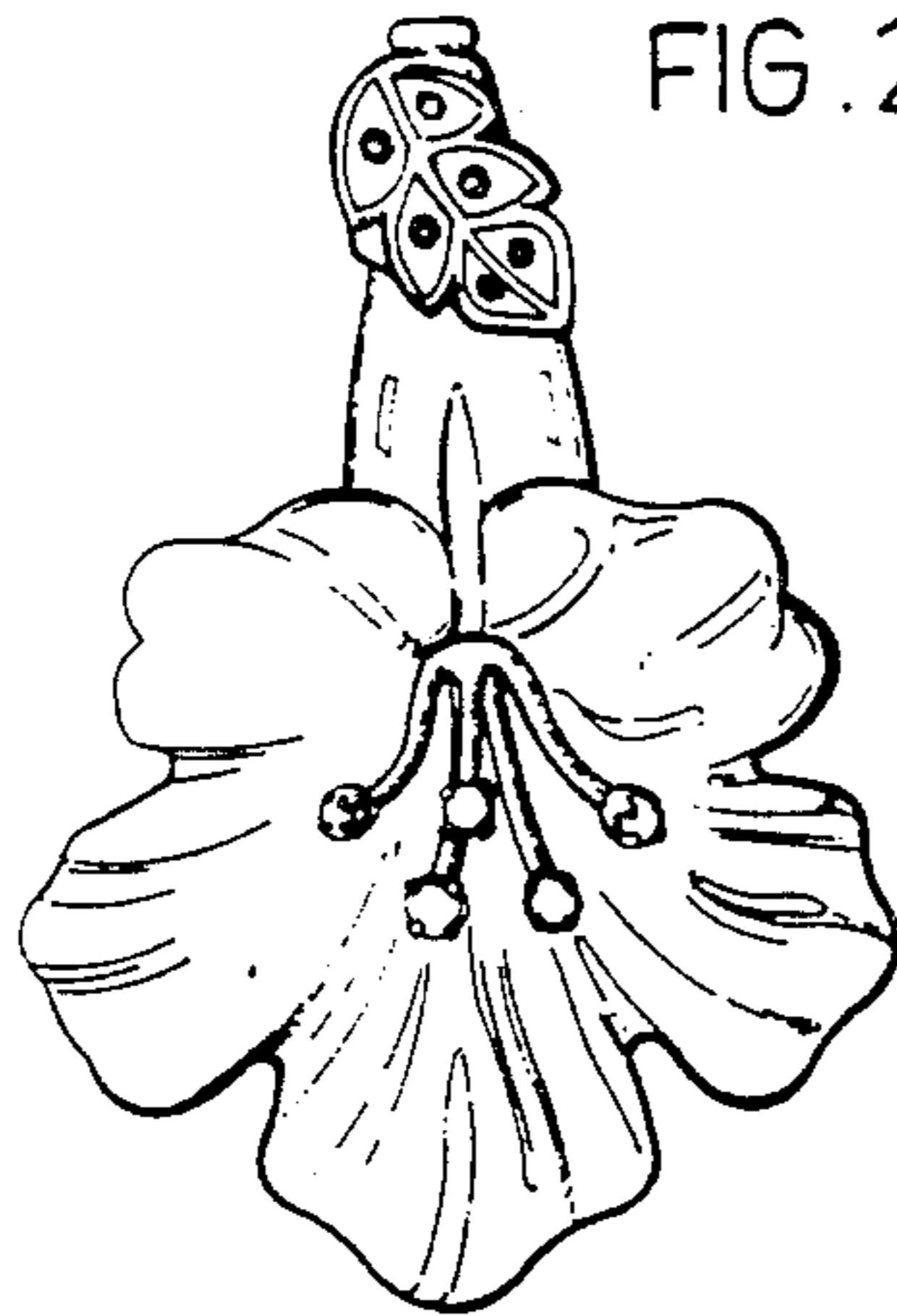


FIG. 2.

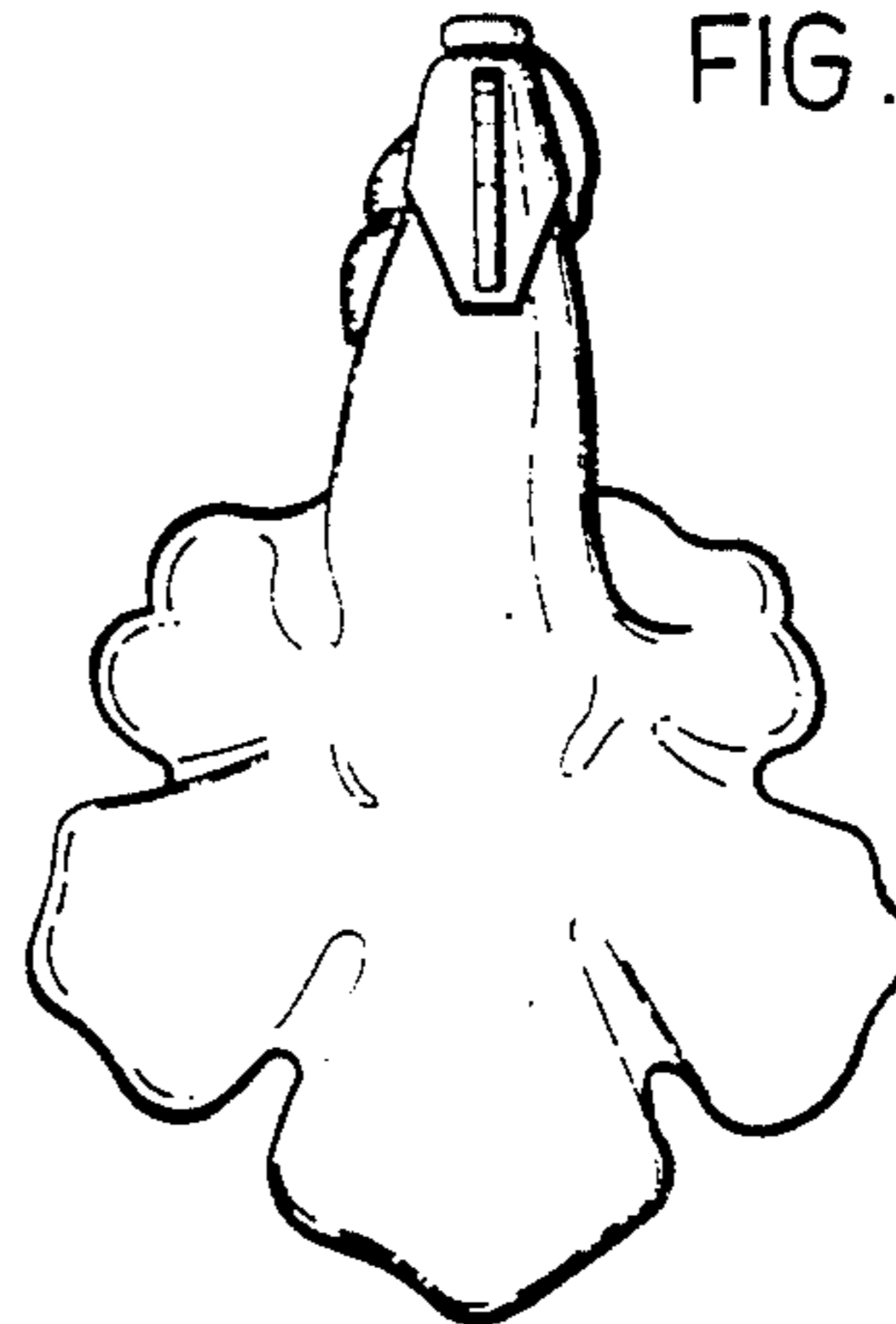


FIG. 3.




FIG. 4.




FIG. 5.




FIG. 6.

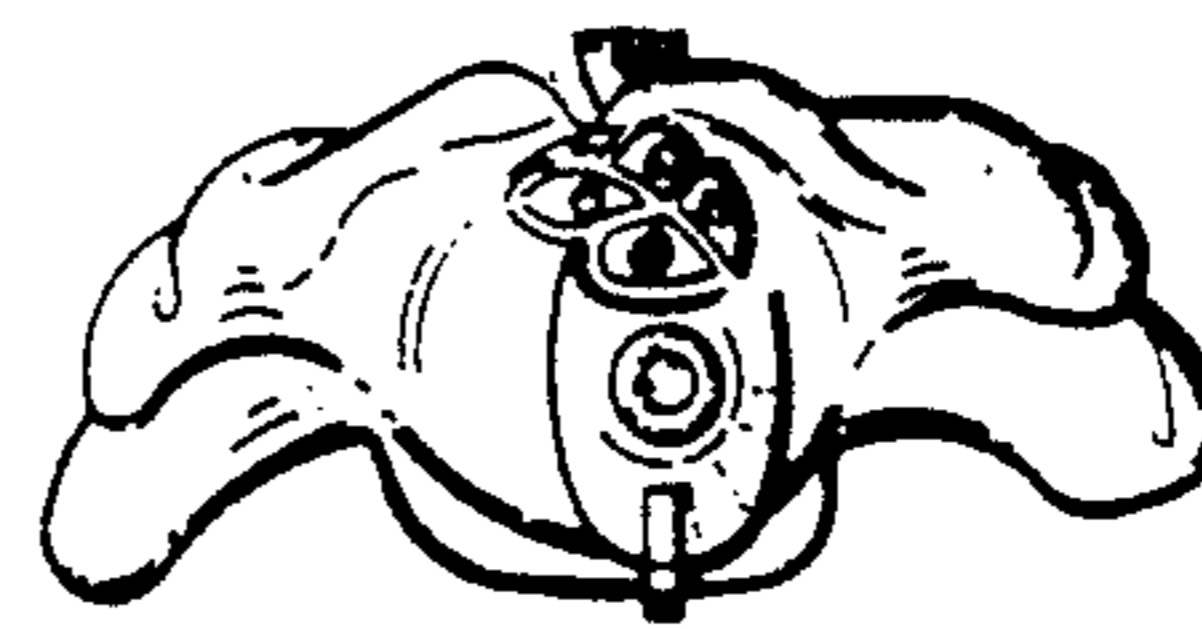


FIG. 7.