

[54] **CASSETTE STORAGE CASE**

[76] **Inventor: Richard Merzon, 49-16 Maspeth Ave., Maspeth, N.Y. 11378**

[**] **Term: 14 Years**

[21] **Appl. No.: 725,108**

[22] **Filed: Apr. 19, 1985**

[52] **U.S. Cl. D6/446; D6/448**

[58] **Field of Search D6/407, 432, 444, 448, D6/445, 509, 446, 510, 511, 559, 560; D3/35; 312/8, 12; 206/387**

[56] **References Cited**

U.S. PATENT DOCUMENTS

- D. 283,271 4/1986 Bannigan D6/446 X
- D. 287,554 1/1987 Radtke D6/446

OTHER PUBLICATIONS

Metal Business Equipment by Peerless Steel Equipment Co., p. 66; 1700 Series Drawer #1721, top of page. *W. Bell & Co.* 1984 p. 302; item I Video Cassette Storage System center right on page.

Primary Examiner—Carmen H. Vales
Attorney, Agent, or Firm—Robert W. Fiddler

[57] **CLAIM**

The ornamental design for a cassette storage case, substantially as shown and described.

DESCRIPTION

FIG. 1 is a perspective view of a cassette storage case showing my new design;
FIG. 2 is a front elevational view thereof;
FIG. 3 is a rear elevational view thereof;
FIG. 4 is a top plan view thereof;
FIG. 5 is a bottom plan view thereof; and
FIG. 6 is a right side elevational view as seen when in use, the left side being a mirror image thereof.

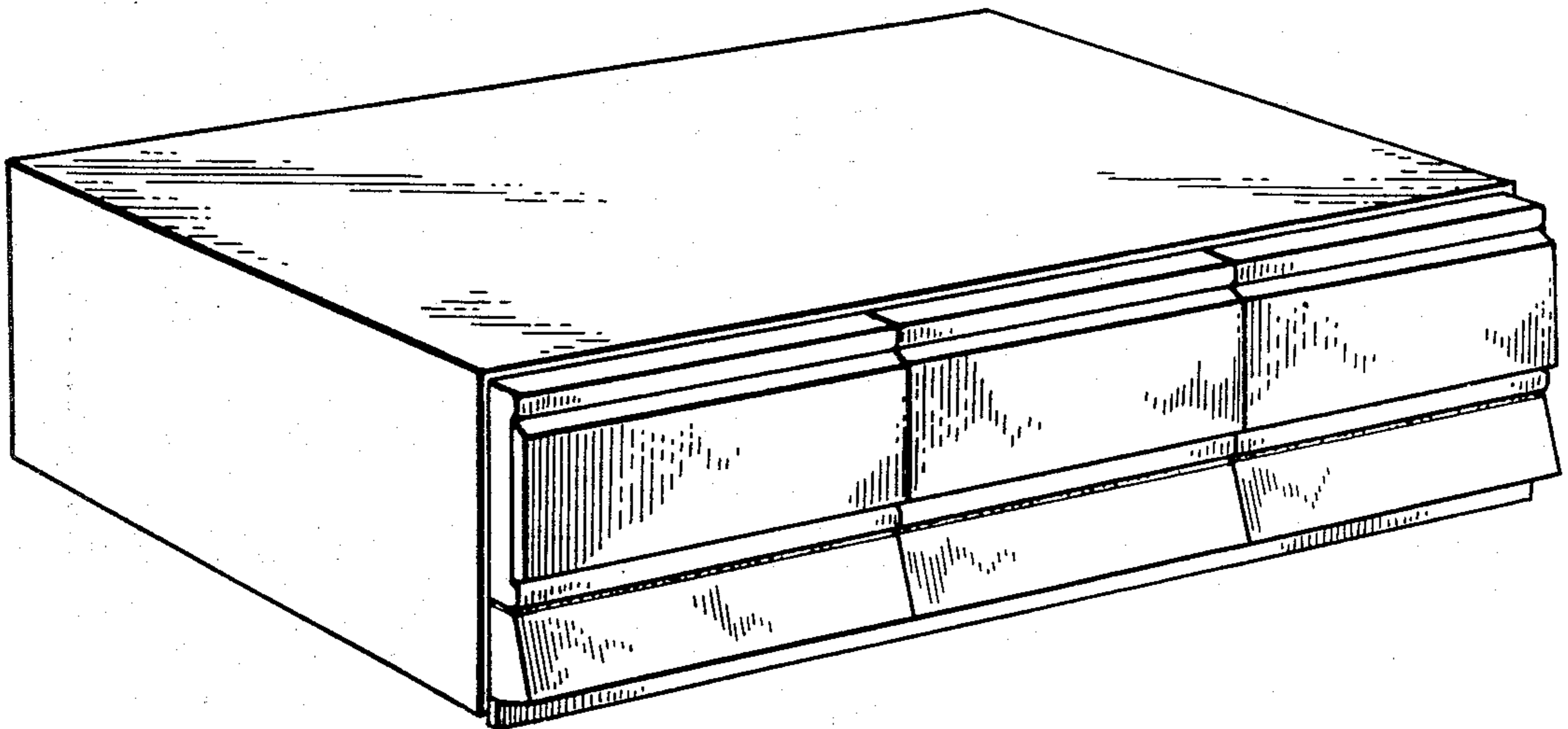


FIG. 1.

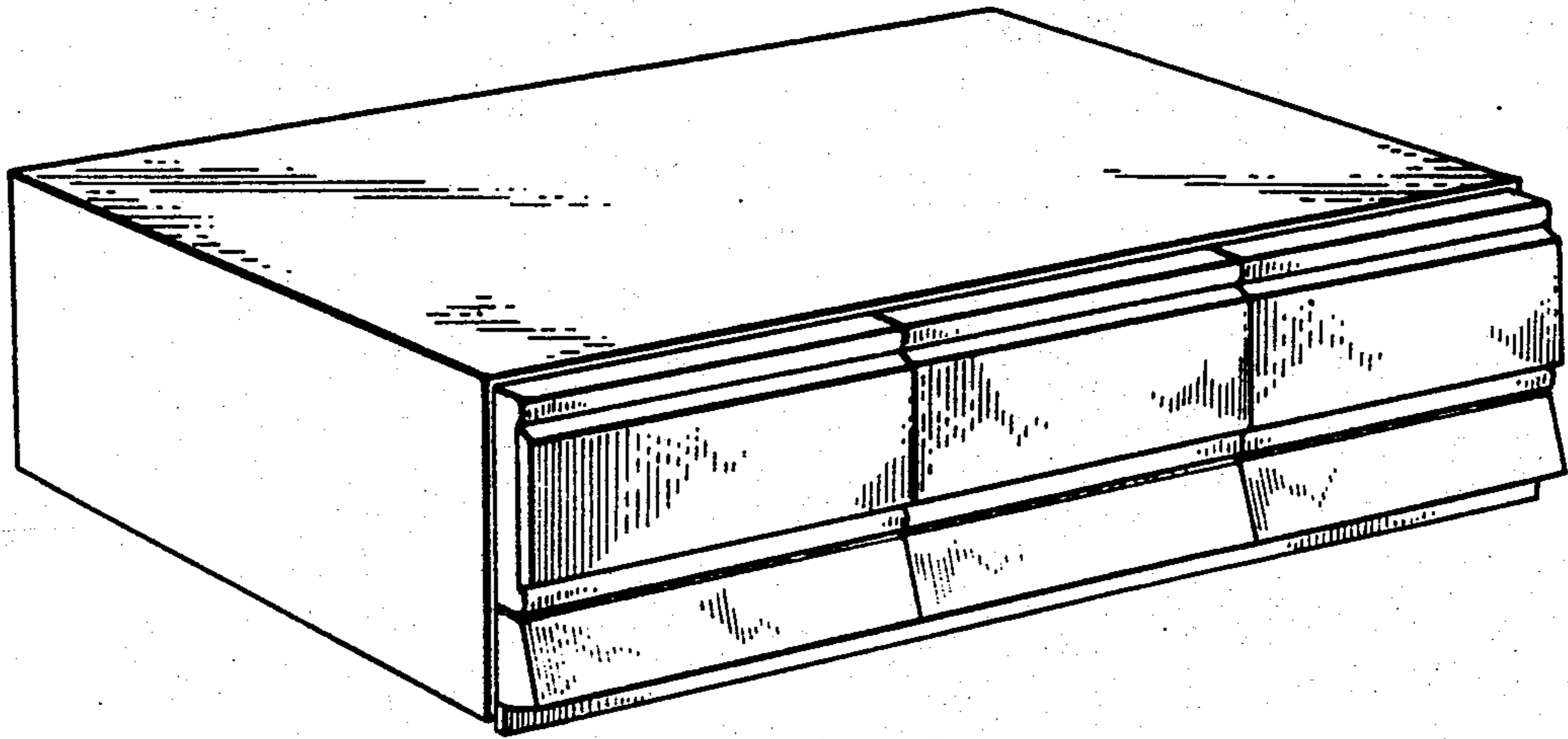


FIG. 2.

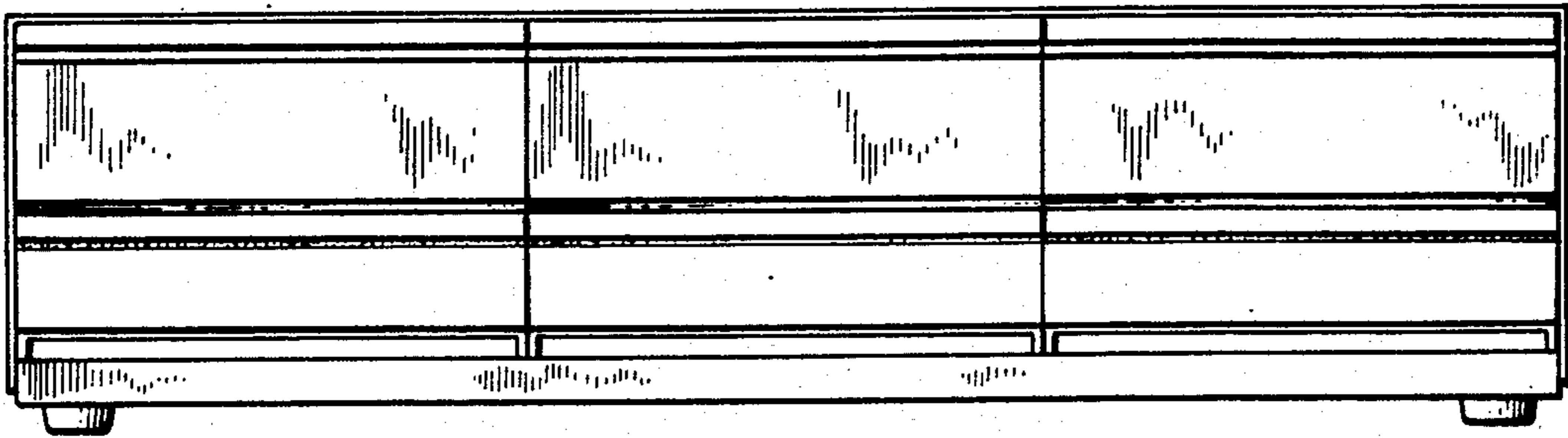


FIG. 3.




FIG. 6.




FIG. 4.




FIG. 5.

