

[54] INSULATED BELT CARRIER FOR BEVERAGE CANS

4,018,371 4/1977 George 224/226
4,108,341 8/1978 Pettinger 224/224
4,330,073 5/1982 Clark 224/223
4,500,019 2/1985 Curley, Jr. 224/901 X

[76] Inventor: Craig A. Ericksen, 9940 Ammons Cir., Broomfield, Colo. 80020

Primary Examiner—Carmen H. Vales
Attorney, Agent, or Firm—Norvell E. Von Behren

[**] Term: 14 Years

[57] CLAIM

[21] Appl. No.: 716,625

The ornamental design for an insulated belt carrier for beverage cans, substantially as shown and described.

[22] Filed: Mar. 27, 1985

DESCRIPTION

[52] U.S. Cl. D2/630


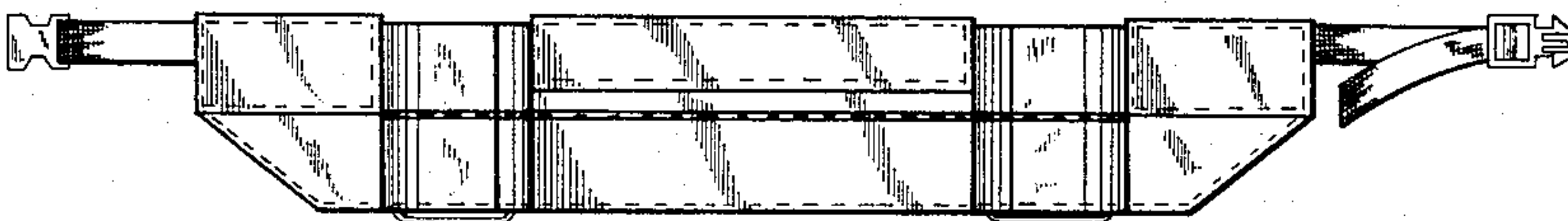


[58] Field of Search D2/629, 630; 224/148, 224/901; 2/311, 312, 321, 322; 220/85 H

[56] References Cited

U.S. PATENT DOCUMENTS

D. 128,066	7/1941	Haubein	22/14
D. 134,542	12/1942	Wax	D2/630
D. 235,490	6/1975	Lewis	D2/630
D. 248,899	8/1978	de Neufville	D2/630
D. 255,621	7/1980	McCool	D2/394
D. 257,409	10/1980	Kishbaugh et al.	D2/630
D. 259,151	5/1981	Kishbaugh et al.	D2/630
D. 261,196	10/1981	Griffin	D2/630
D. 278,386	4/1985	Share	D2/630
3,274,476	9/1966	Wildum	224/224
3,664,560	5/1972	Perkins	224/253 X

FIG. 1 is a front elevational view of an insulated belt carrier for beverage cans showing my new design;
FIG. 2 is a rear elevational view thereof;
FIG. 3 is a top plan view thereof;
FIG. 4 is a bottom plan view thereof;
FIG. 5 is a right side elevational view thereof;
FIG. 6 is a left side elevational view thereof;
FIG. 7 is a front elevational view of a modified form of the insulated belt carrier for beverage cans shown in FIG. 1;
FIG. 8 is a rear elevational view thereof;
FIG. 9 is a top plan view thereof;
FIG. 10 is a bottom plan view thereof;
FIG. 11 is a right side elevational view thereof; and
FIG. 12 is a left side elevational view thereof.



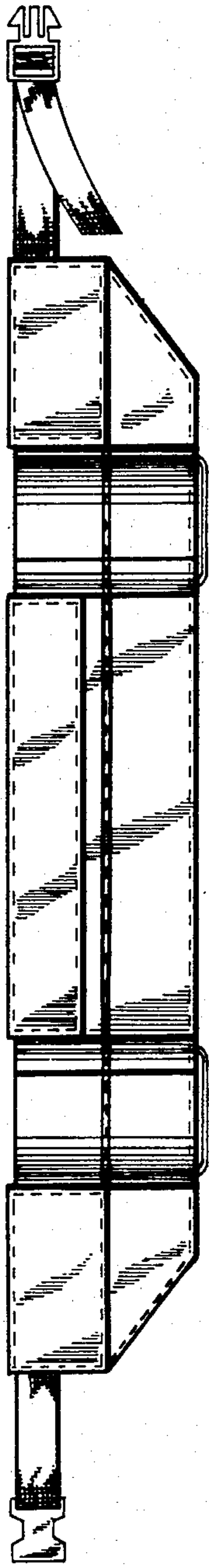


FIG-1




FIG-2




FIG-3

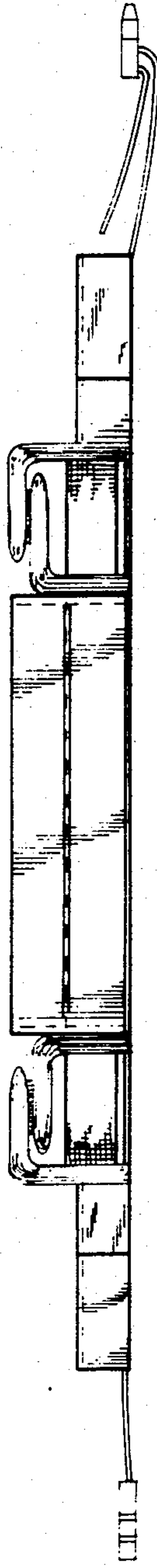


FIG-4



FIG-6

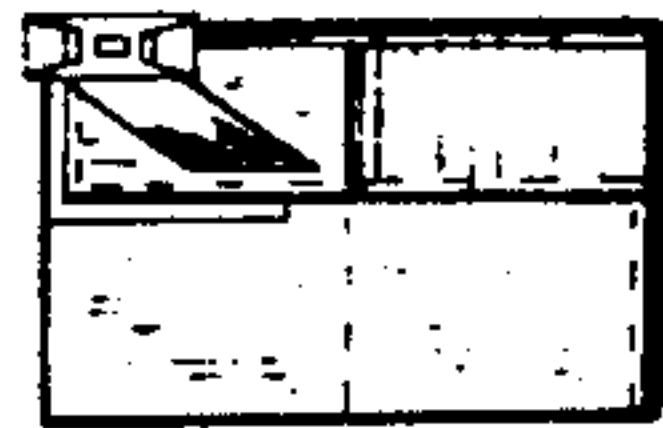


FIG-5




FIG-7




FIG-8



FIG-9




FIG-10



FIG-12



FIG-11