

# United States Patent [19]

Guillory

[11] Patent Number: **Des. 291,619**

[45] Date of Patent: **\*\* Aug. 25, 1987**

[54] **THREE WHEELER RAMP**

[76] Inventor: **Brent J. Guillory**, 208 N. Mathews St., Bunkie, La. 71322

[\*\*] Term: **14 Years**

[21] Appl. No.: **758,863**

[22] Filed: **Jul. 25, 1985**

[52] U.S. Cl. .... **D34/32**

[58] Field of Search ..... **D34/32; 14/71.1, 69.5, 14/71.7; 414/537; 182/94; 193/41, 38; D12/101**

2,179,005	11/1939	Brachear	14/71.1
3,145,860	8/1964	Graves	193/41
3,307,719	3/1967	Martin, Jr.	14/71.1
3,516,560	6/1970	Brighton	14/69.5
4,144,979	3/1979	Leach, Jr.	D34/32

*Primary Examiner*—James M. Gandy  
*Assistant Examiner*—Kay H. Chin  
*Attorney, Agent, or Firm*—W. C. Tupman

[57] **CLAIM**

The ornamental design for a three wheeler ramp, as shown.

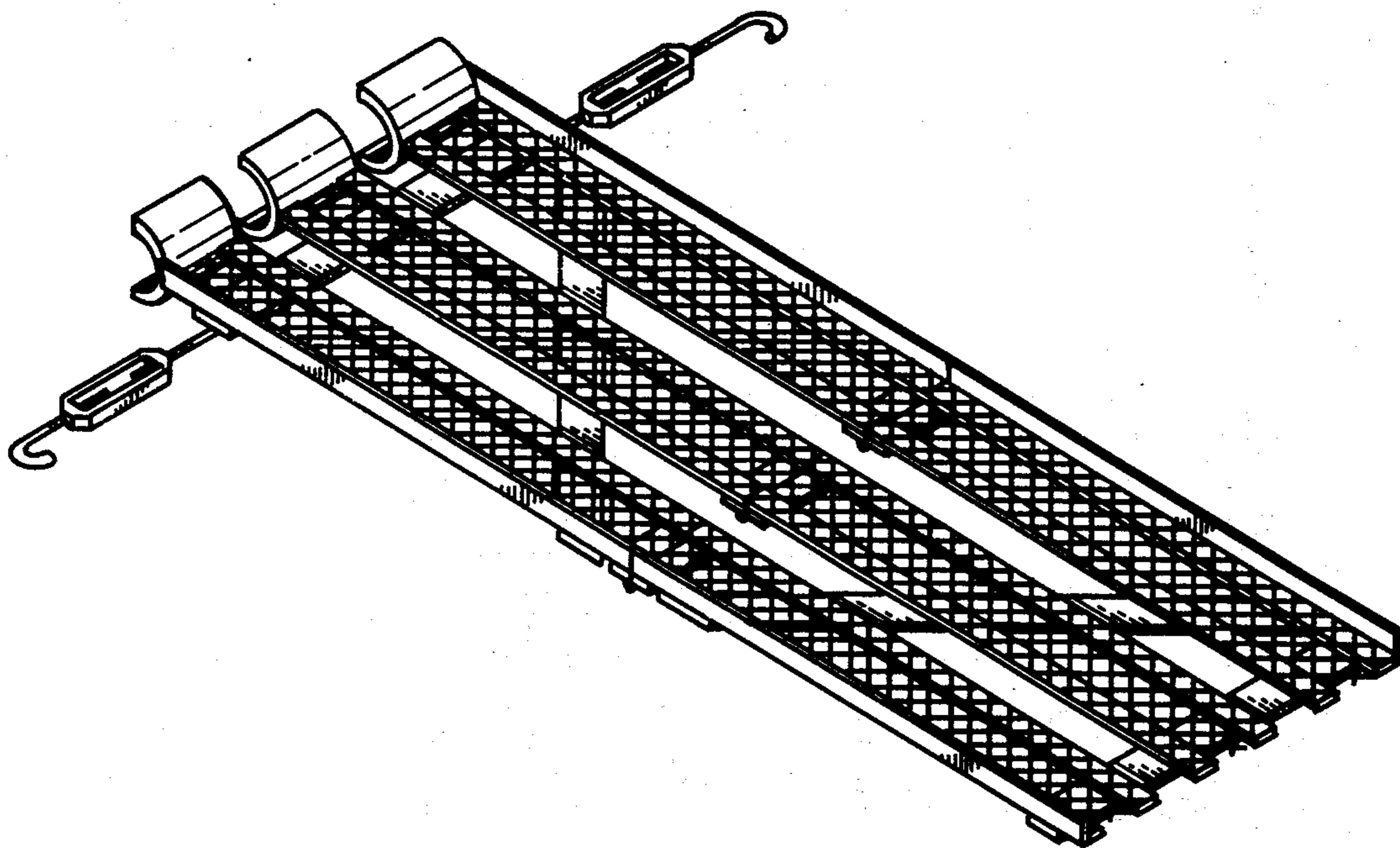
[56] **References Cited**

**U.S. PATENT DOCUMENTS**

D. 228,749	10/1973	Swensson	D12/101
D. 245,495	8/1977	Henderson	D12/101
D. 246,449	11/1977	Poe	D34/32
D. 246,638	12/1977	Hegedus	D34/32
D. 254,364	3/1980	Moll	D34/32
D. 264,199	5/1982	Wood	D34/32

**DESCRIPTION**

FIG. 1 is a top plan view of a three wheeler ramp showing my new design;  
FIG. 2 is a left end elevation view thereof;  
FIG. 3 is a bottom plan view thereof;  
FIG. 4 is a right end elevation view thereof;  
FIG. 5 is a side elevation view thereof; and  
FIG. 6 is a top perspective view thereof.



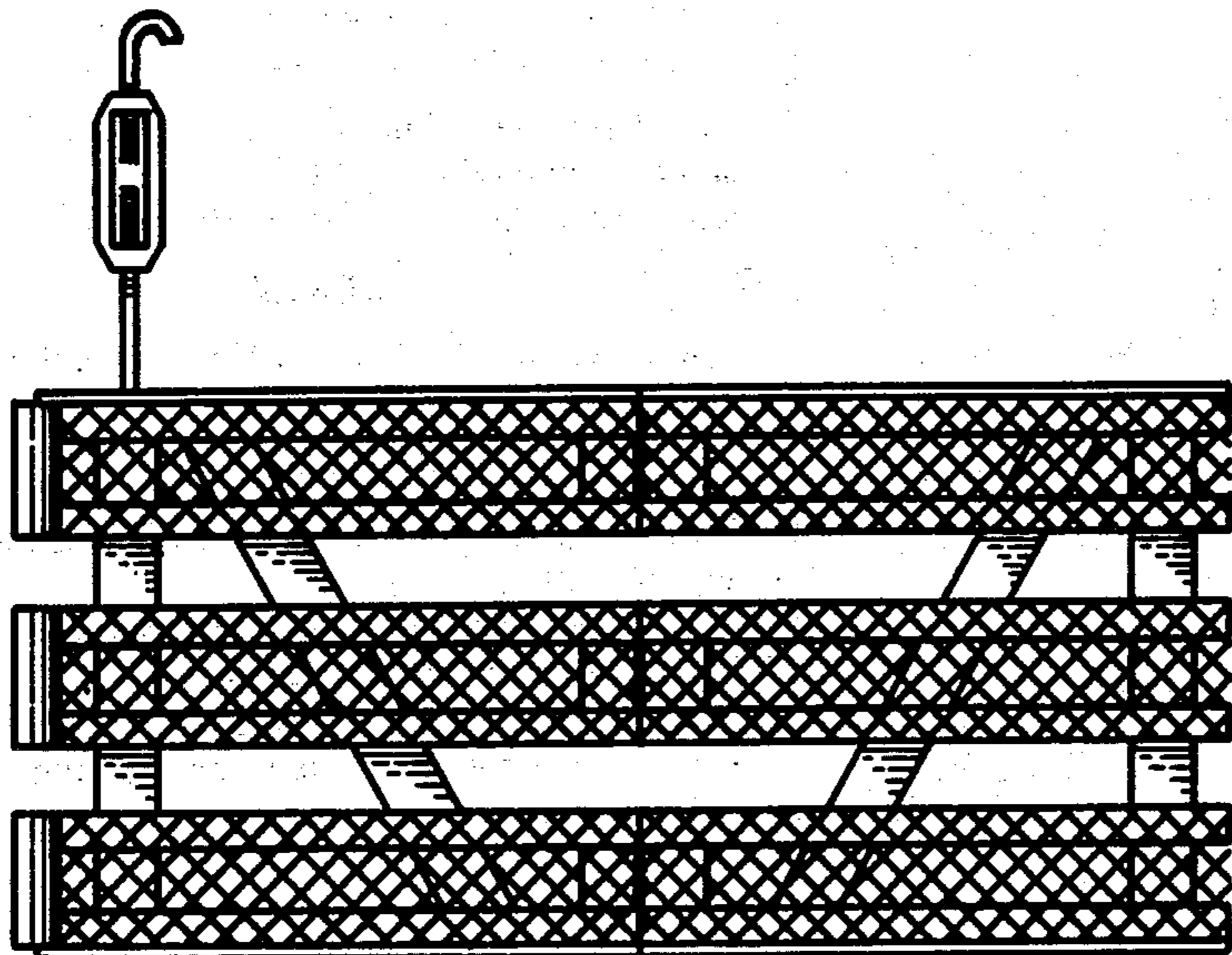


Fig. 1



Fig. 2

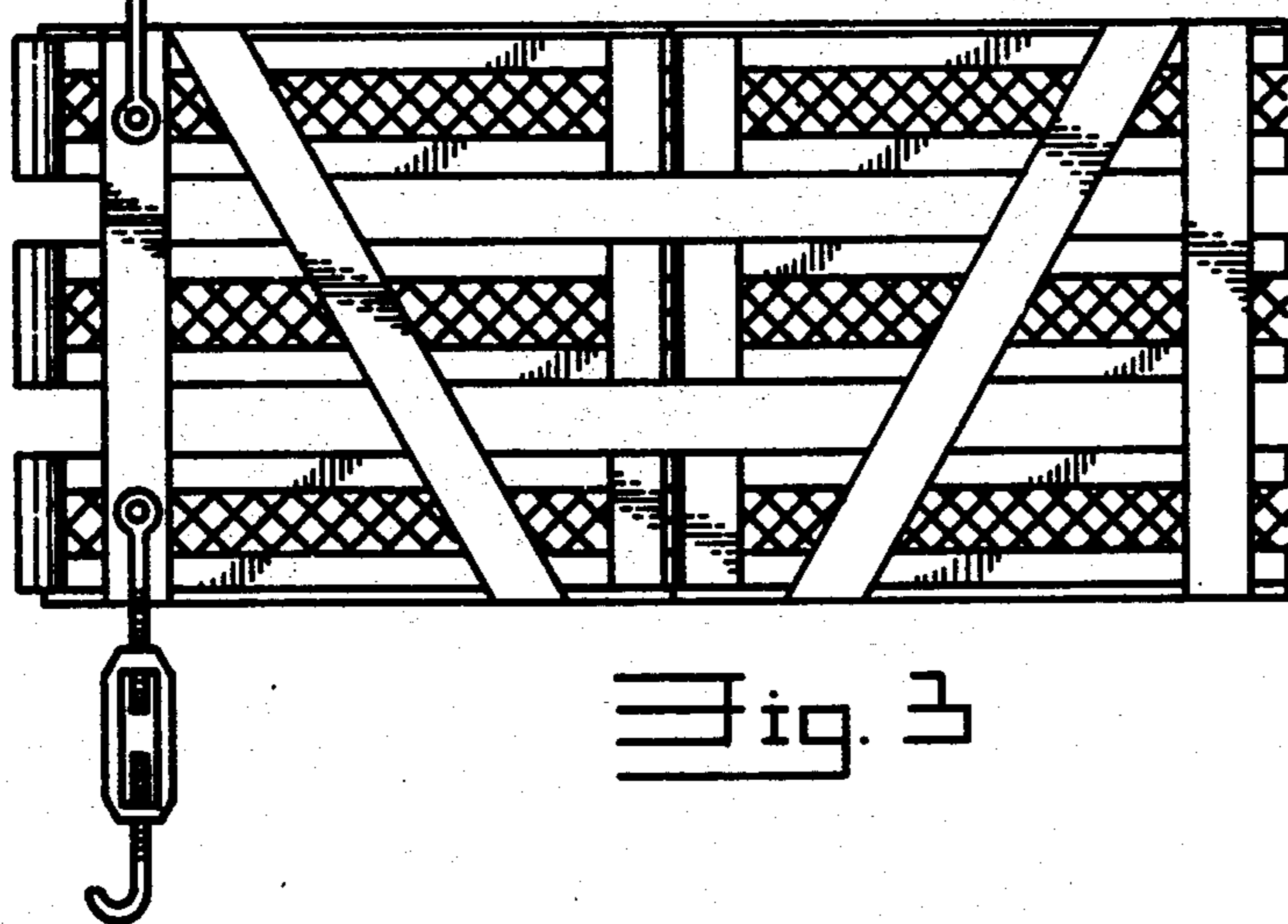


Fig. 3



Fig. 4

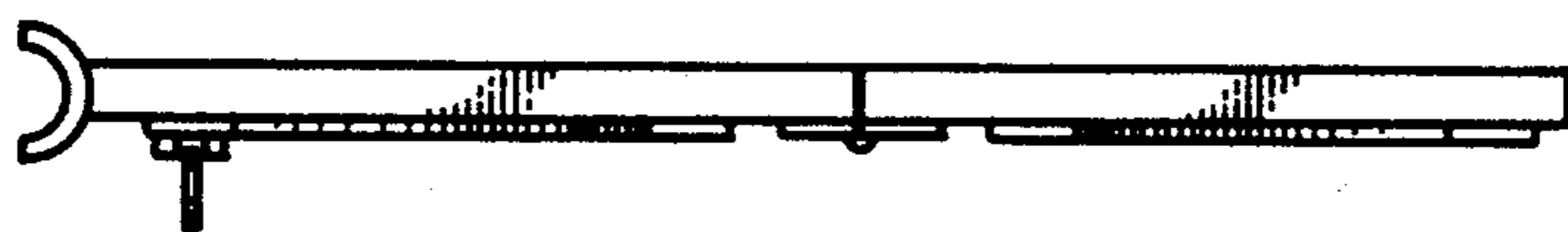


Fig. 5

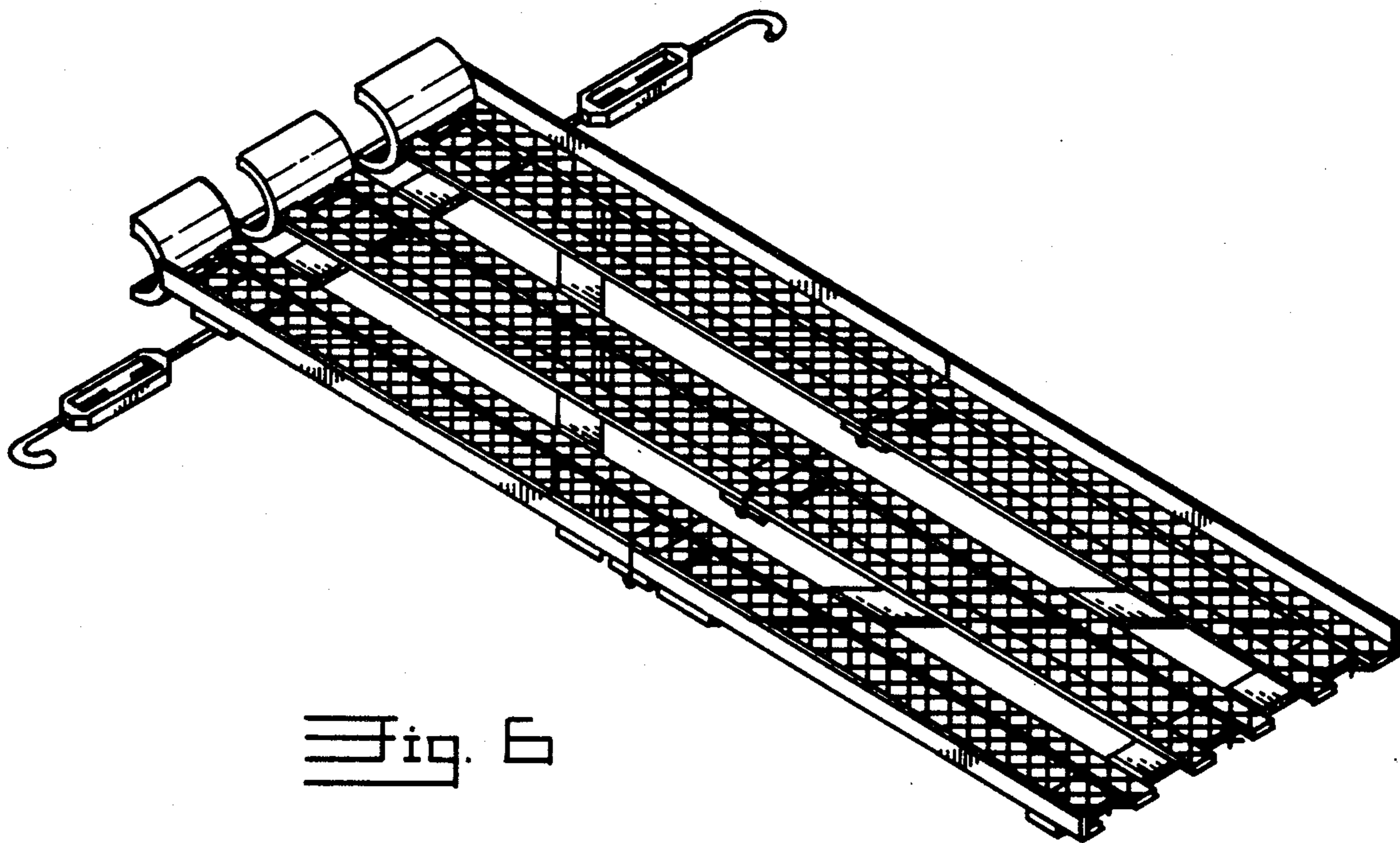


Fig. 6