

[54] ADJUSTABLE FLOOR LAMP

[76] Inventor: Emilio Ambasz, 295 Central Park West, New York, N.Y. 10024

[\*\*] Term: 14 Years

[21] Appl. No.: 648,886

[22] Filed: Sep. 10, 1984

[52] U.S. Cl. .... D26/61; D26/93

[58] Field of Search ..... D26/93, 102-112, D26/61, 62, 63, 65; 362/410-414, 431, 418, 419, 427, 269, 275, 280, 285

[56] References Cited

U.S. PATENT DOCUMENTS

D. 274,474 6/1984 Castiglioni ..... D26/93  
4,310,875 1/1982 Price ..... 362/427 X

OTHER PUBLICATIONS

Thunder & Light Stilnovo Flyer, Floor Lamp.  
Lamp Journal, 1-1971, p. 31, Swivel Square-headed Lamp.

Primary Examiner—Susan J. Lucas


Attorney, Agent, or Firm—Brumbaugh, Graves, Donohue & Raymond

[57] CLAIM

The ornamental design for an adjustable floor lamp, as shown and described.

DESCRIPTION

FIG. 1 is a left side elevational view of an adjustable floor lamp showing my new design; FIG. 2 is a right side elevational view thereof; FIG. 3 is a top plan view thereof; FIG. 4 is a bottom plan view thereof; FIG. 5 is a front elevational view thereof; FIG. 6 is a rear elevational view thereof; and FIG. 7 is a front, left side perspective view thereof, the lamp being rotated to an alternate position. The vertical column and the top lamp fixture are elliptical in cross section. The discs of the V-shaped rotating bracket are circular. The bracket disc connected to the column rotates 180 degrees about an axis orthogonal to the plane of the column. The elliptical lamp connected to the second bracket disc rotates 180 degrees about an axis orthogonal to the plane of the disc.



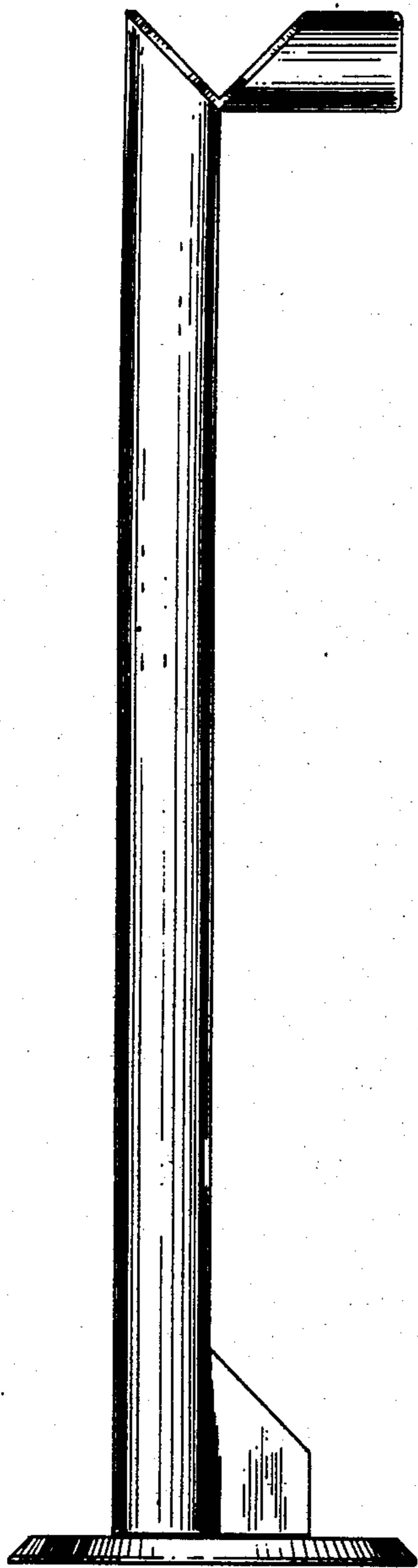


FIG. 1




FIG. 2




FIG. 3

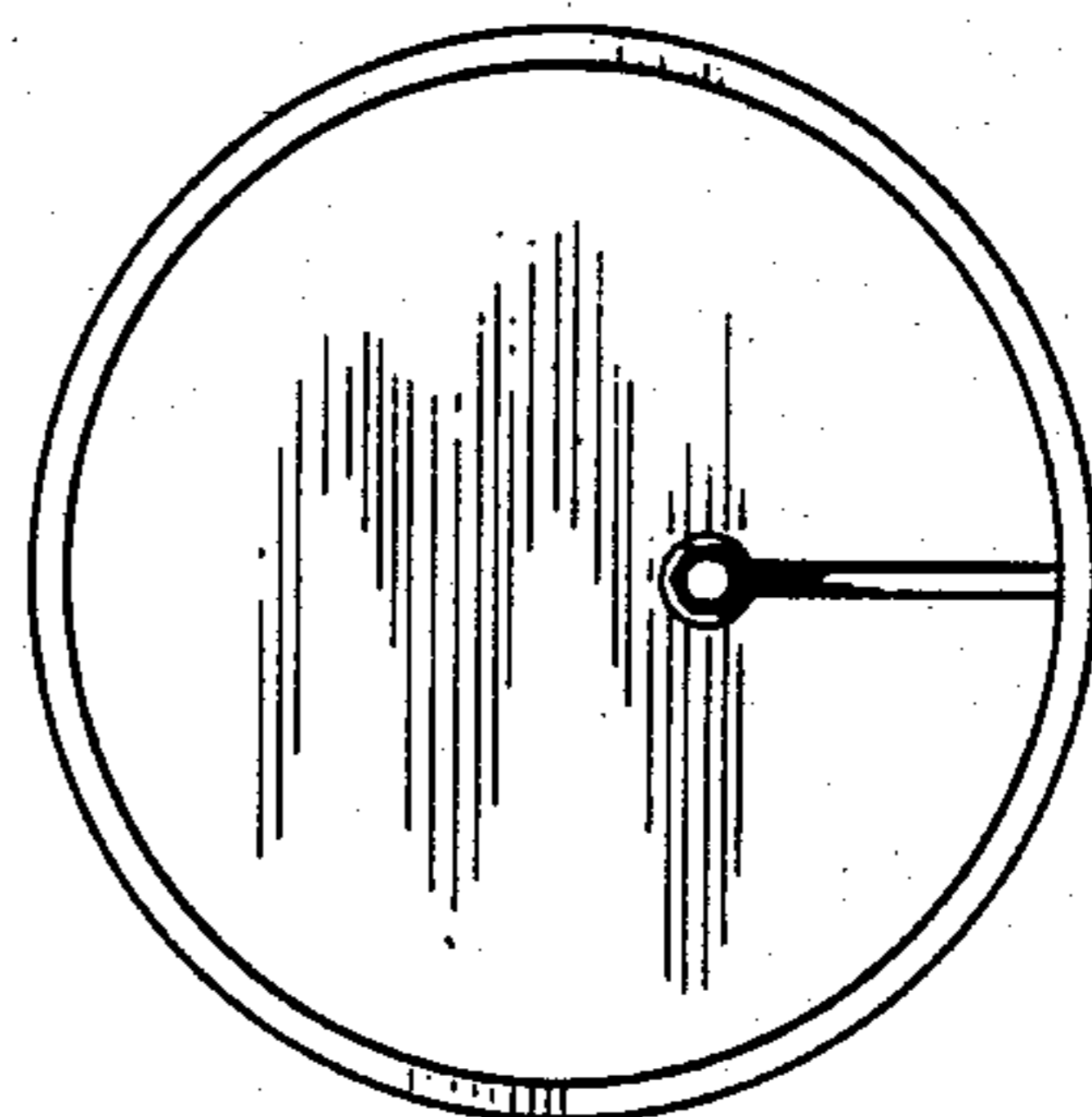


FIG. 4

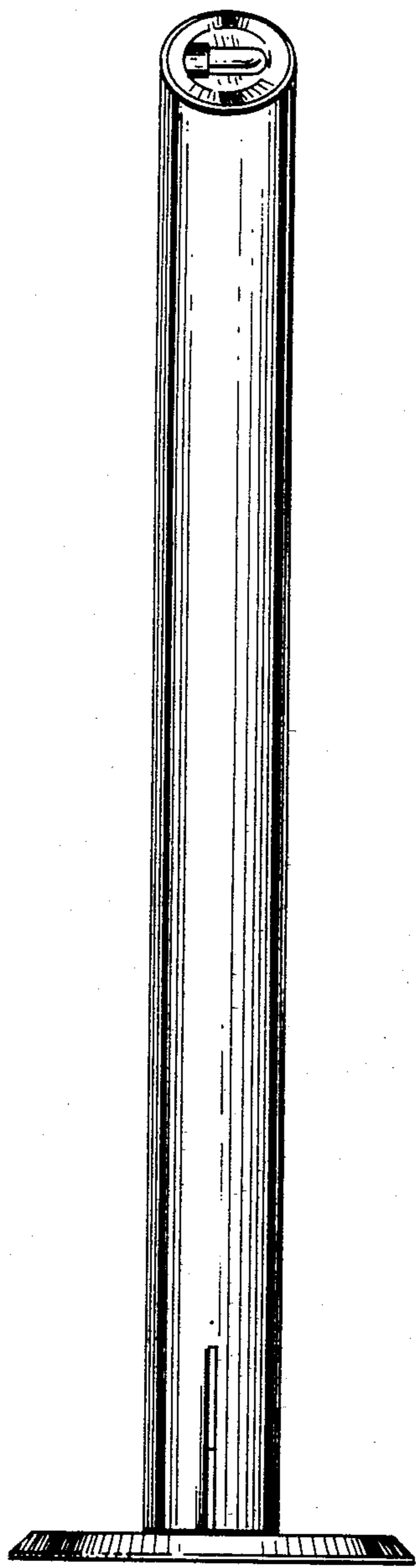


FIG. 5

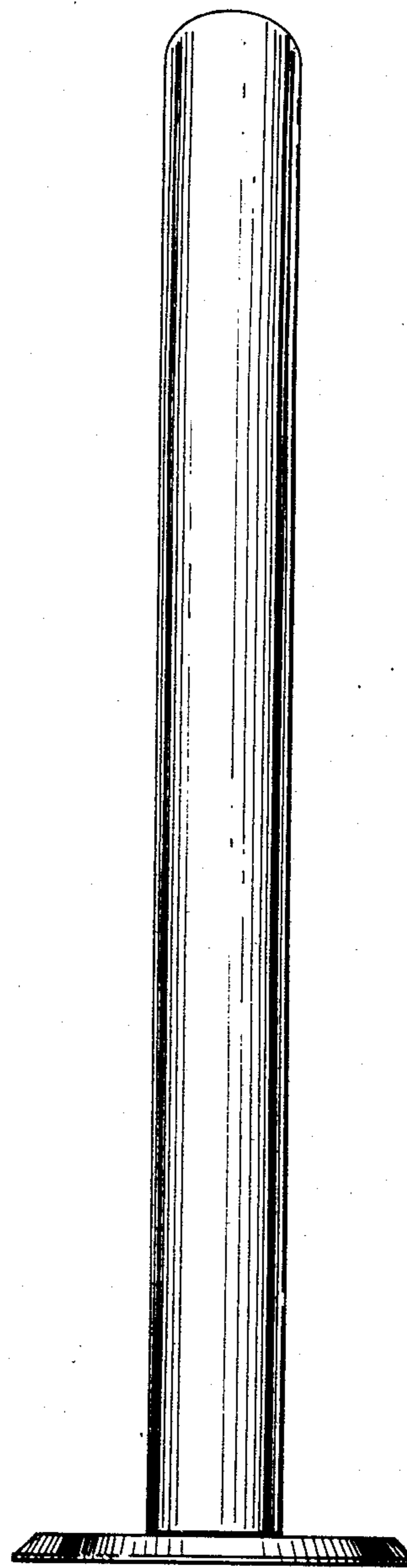


FIG. 6

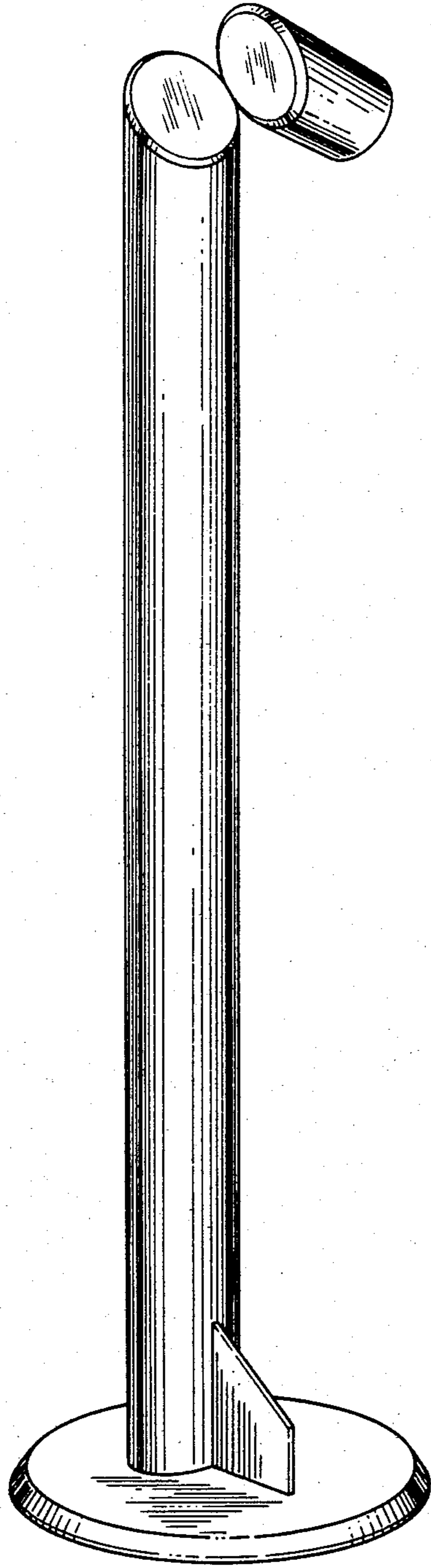


FIG. 7