

[54] KNEE SUPPORT HINGE

[76] Inventor: Garnett E. Detty, 525 General Muhlenberg Rd., King of Prussia

[**] Term: 14 Years

[21] Appl. No.: 639,281

[22] Filed: Aug. 9, 1984

[52] U.S. Cl. D24/64

[58] Field of Search D24/64; 128/80 A, 88, 128/80 F, 80 C, 87 R

[56] References Cited

U.S. PATENT DOCUMENTS

817,785	4/1906	Kritsch	128/80 F
1,228,113	5/1917	Hinson .	
1,365,532	1/1921	Mountain	128/80 F
2,144,641	1/1938	Snyder	128/88
3,817,244	6/1974	Taylor	128/80
4,064,874	12/1977	Valin	128/80
4,088,130	5/1978	Applegate	128/80 F
4,252,111	2/1981	Chao et al.	128/80 F
4,370,977	2/1983	Mauldin et al.	128/88 X

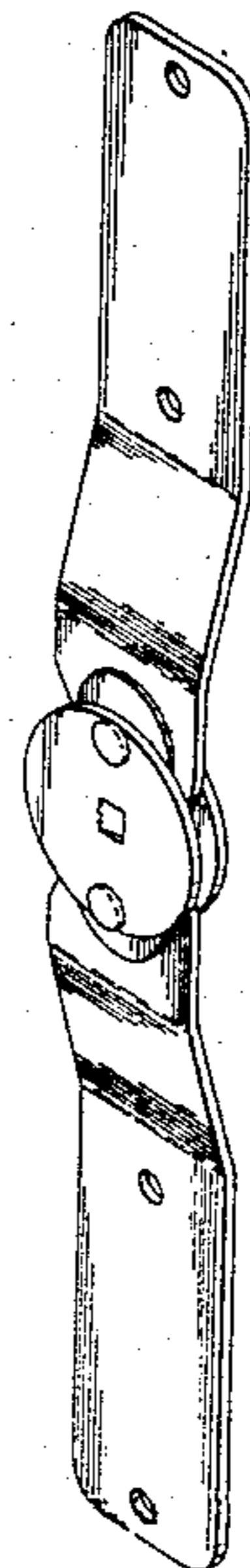
Primary Examiner—A. Hugo Word
Assistant Examiner—Stella M. Reid
Attorney, Agent, or Firm—Caesar, Rivise, Bernstein, Cohen & Pokotilow, Ltd.

[57] CLAIM

The ornamental design for a knee support hinge, substantially as shown and described.

DESCRIPTION

FIG. 1 is a perspective view of a first embodiment of a knee support hinge showing my new design;
FIG. 2 is a right side elevational view of the knee support hinge shown in FIG. 1;
FIG. 3 is a front elevational view of the knee support hinge shown in FIG. 1;
FIG. 4 is a left side elevational view of the knee support hinge shown in FIG. 1;
FIG. 5 is a rear elevational view of the knee support hinge shown in FIG. 1;
FIG. 6 is a top plan view of the knee support hinge shown in FIG. 1, the bottom plan view being a mirror image thereof;
FIG. 7 is a perspective view of a second embodiment of a knee support hinge showing my new design;
FIG. 8 is a right side elevational view of the knee support hinge shown in FIG. 7;
FIG. 9 is a front elevational view of the knee support hinge shown in FIG. 7;
FIG. 10 is a left side elevational view of the knee support hinge shown in FIG. 7;
FIG. 11 is a rear elevational view of the knee support hinge shown in FIG. 7; and
FIG. 12 is a top plan view of the knee support hinge shown in FIG. 7, the bottom plan view being a mirror image thereof.



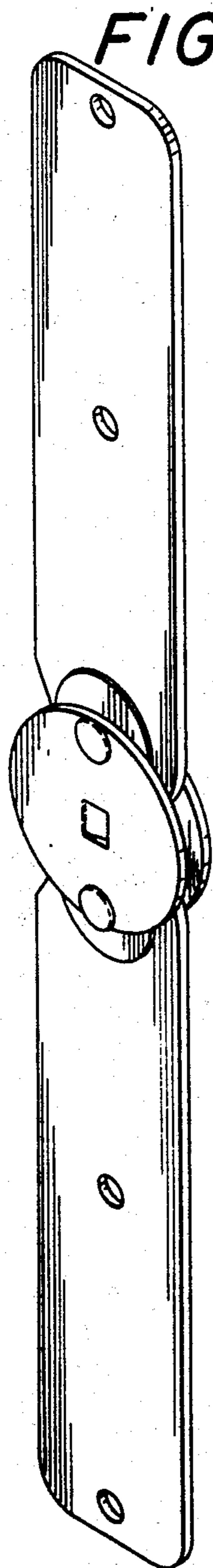


FIG. 1



FIG. 2

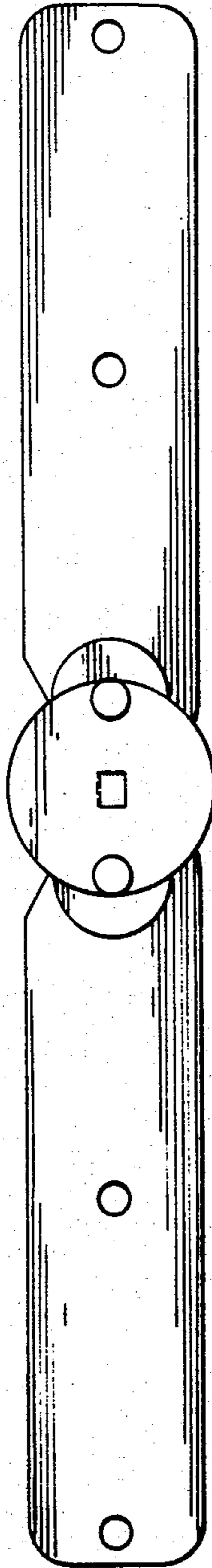


FIG. 3



FIG. 4

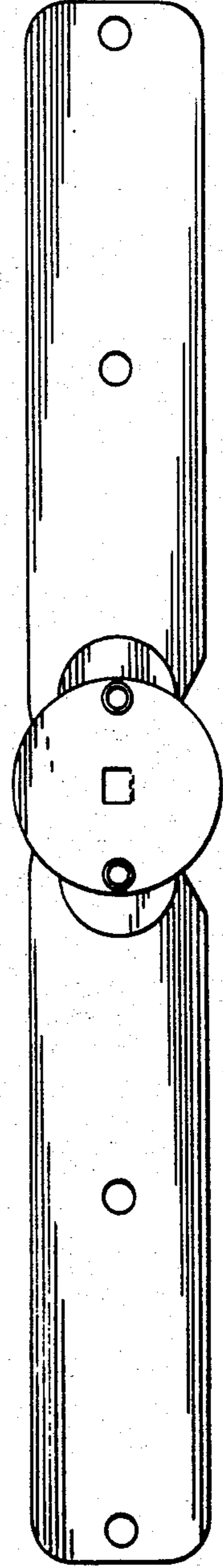


FIG. 5



FIG. 6

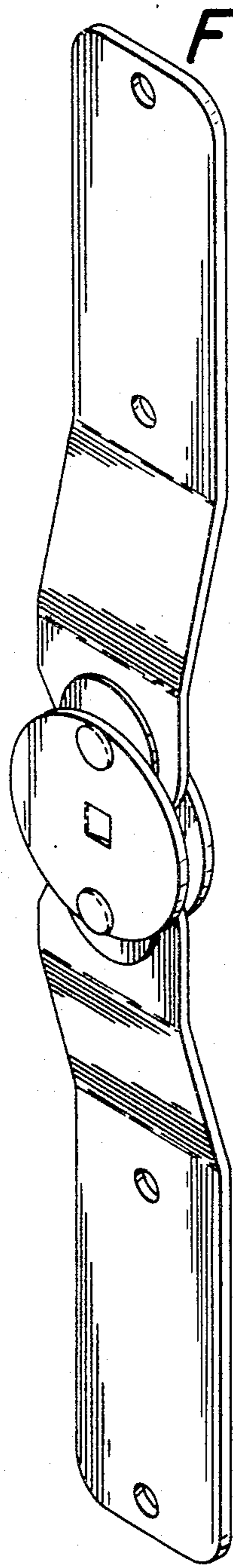


FIG. 7

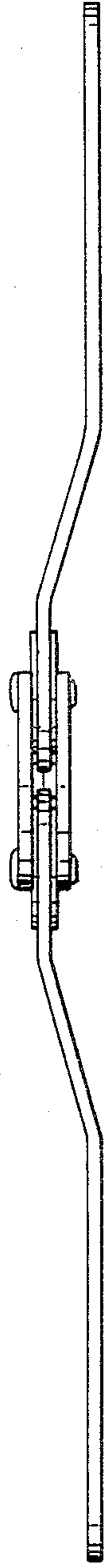


FIG. 8

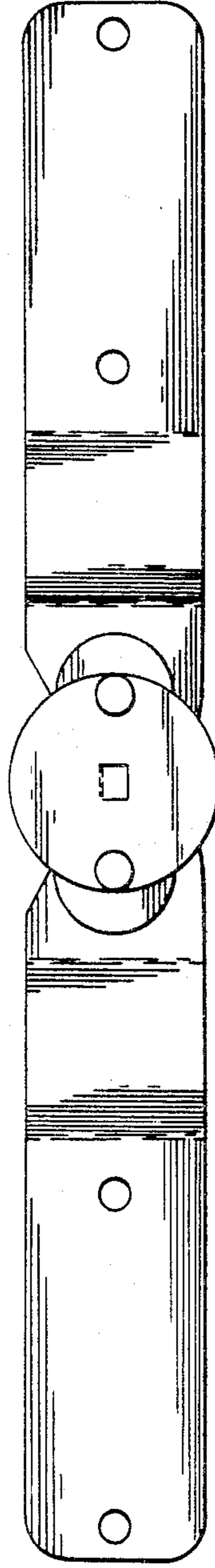


FIG. 9

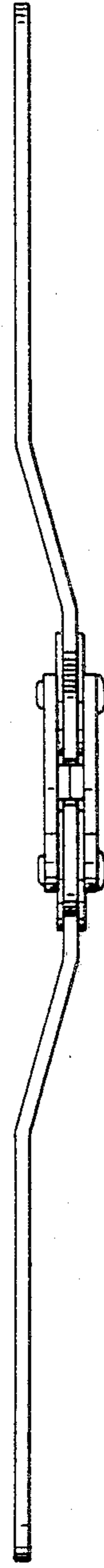


FIG. 10

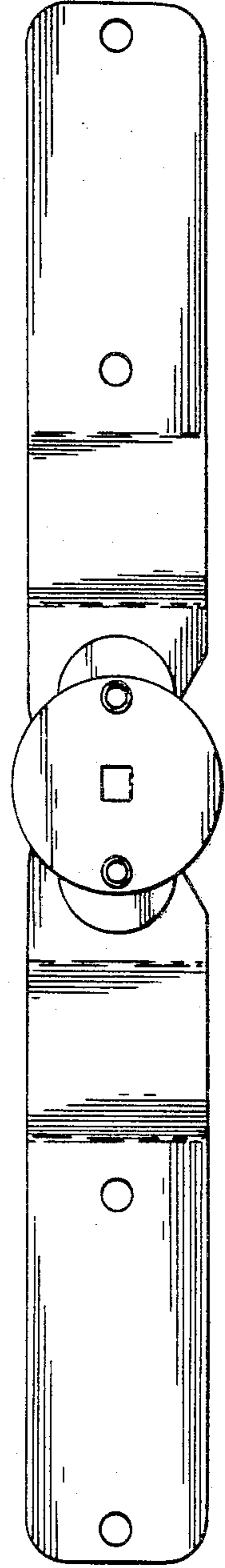


FIG. 11




FIG. 12