

[54] BALUSTER

[75] Inventor: John B. Noyce, Grosse Ile, Mich.

[73] Assignee: Manufacturer's Merchandising Corporation, Grosse Ile, Mich.

[**] Term: 14 Years

[21] Appl. No.: 651,455

[22] Filed: Sep. 17, 1984

[52] U.S. Cl. D25/77

[58] Field of Search D25/73, 74, 77; 256/59; 52/720

[56] References Cited

U.S. PATENT DOCUMENTS

D. 23,678 10/1894 Fenn D25/77

OTHER PUBLICATIONS

NORD Spindles & Accessories brochure, p. 5, Items 7 and 8.

Standard Design Book Millwork catalogue, p. 192, Item 1044.

Primary Examiner—A. Hugo Word
Attorney, Agent, or Firm—Jones, Askew & Lunsford

[57] CLAIM

The ornamental design for a baluster, substantially as shown and described.

DESCRIPTION

FIG. 1 is a perspective view of a first embodiment of a baluster showing my new design;

FIG. 2 is a side elevational view of the embodiment shown in FIG. 1;

FIG. 3 is a top plan view of the embodiment shown in FIG. 1;

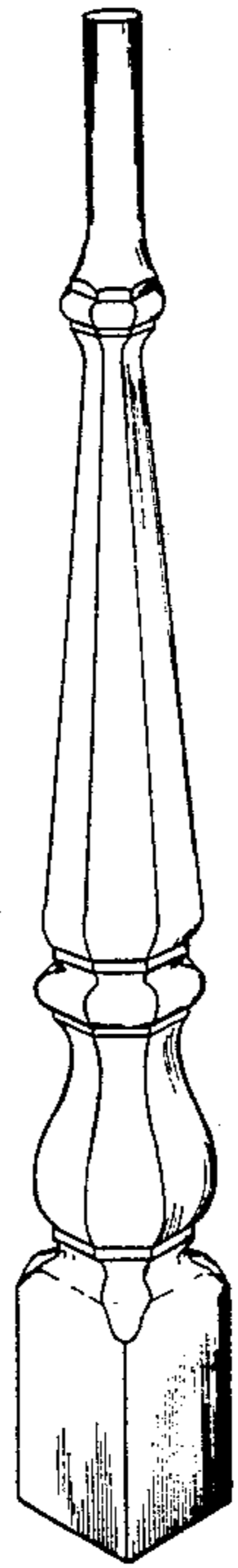
FIG. 4 is a bottom plan view of the embodiment shown in FIG. 1;

FIG. 5 is a perspective view of a second embodiment of a baluster showing my new design;

FIG. 6 is a side elevational view of the embodiment shown in FIG. 5;

FIG. 7 is a top plan view of the embodiment shown in FIG. 5;

FIG. 8 is a bottom plan view of the embodiment shown in FIG. 5.



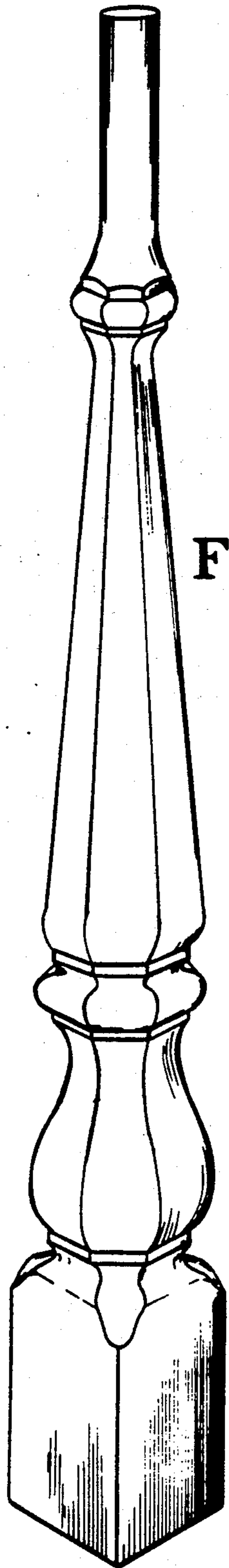


Fig. 1

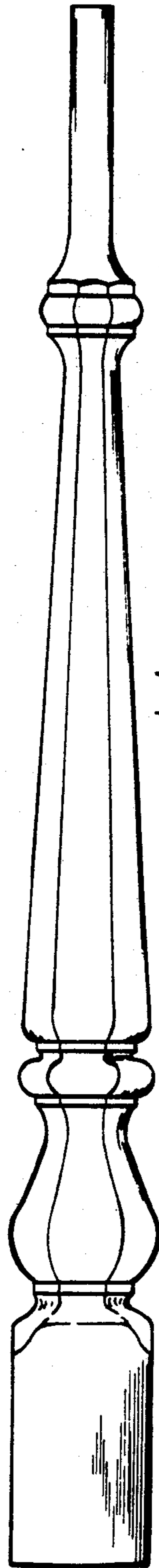


Fig. 2





Fig. 3

Fig. 4



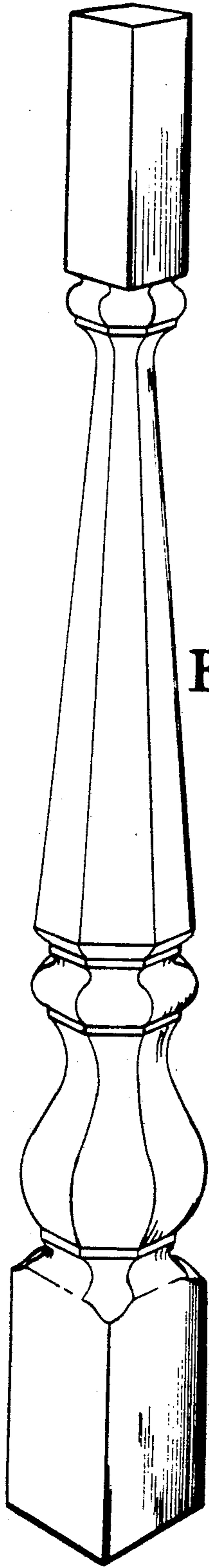


Fig. 5




Fig. 6




Fig. 7

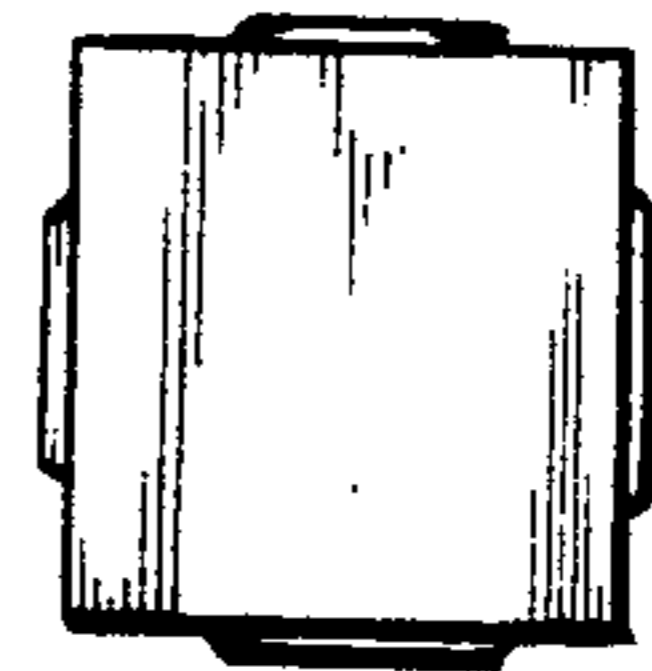


Fig. 8