

[54] **PAPER WEIGHT OR SIMILAR ARTICLE**

[76] **Inventor: Jean-Jacques Durand, LaBute 62510, Arques, France**

[**] **Term: 14 Years**

[21] **Appl. No.: 649,412**

[22] **Filed: Sep. 11, 1984**

[52] **U.S. Cl. D19/96; D27/27**

[58] **Field of Search D19/65, 75, 79, 93, D19/96, 97; D8/312; D27/27; D9/350, 331, 396, 398; D7/45; 206/214**

[56] **References Cited**

U.S. PATENT DOCUMENTS

- D. 135,248 3/1943 Connor D27/27
- D. 152,022 12/1948 Revell D27/27
- D. 156,017 11/1949 Lewis D7/30

- D. 164,337 8/1951 Trautner D27/27
- D. 179,098 10/1956 Smith D19/97
- D. 266,934 11/1982 King D19/96

*Primary Examiner—George P. Word
Attorney, Agent, or Firm—Kimmel, Crowell & Weaver*

[57] **CLAIM**

The ornamental design for a paper weight or similar article, substantially as shown and described.

DESCRIPTION

FIG. 1 is a top plan view of a paper weight or similar article showing my new design;
FIG. 2 is a bottom plan view thereof;
FIG. 3 is a side elevational view thereof, the reverse side being a mirror image thereof; and
FIG. 4 is a cross-sectional view thereof, taken along the lines 4—4 of FIG. 1, looking in the direction of the arrows.

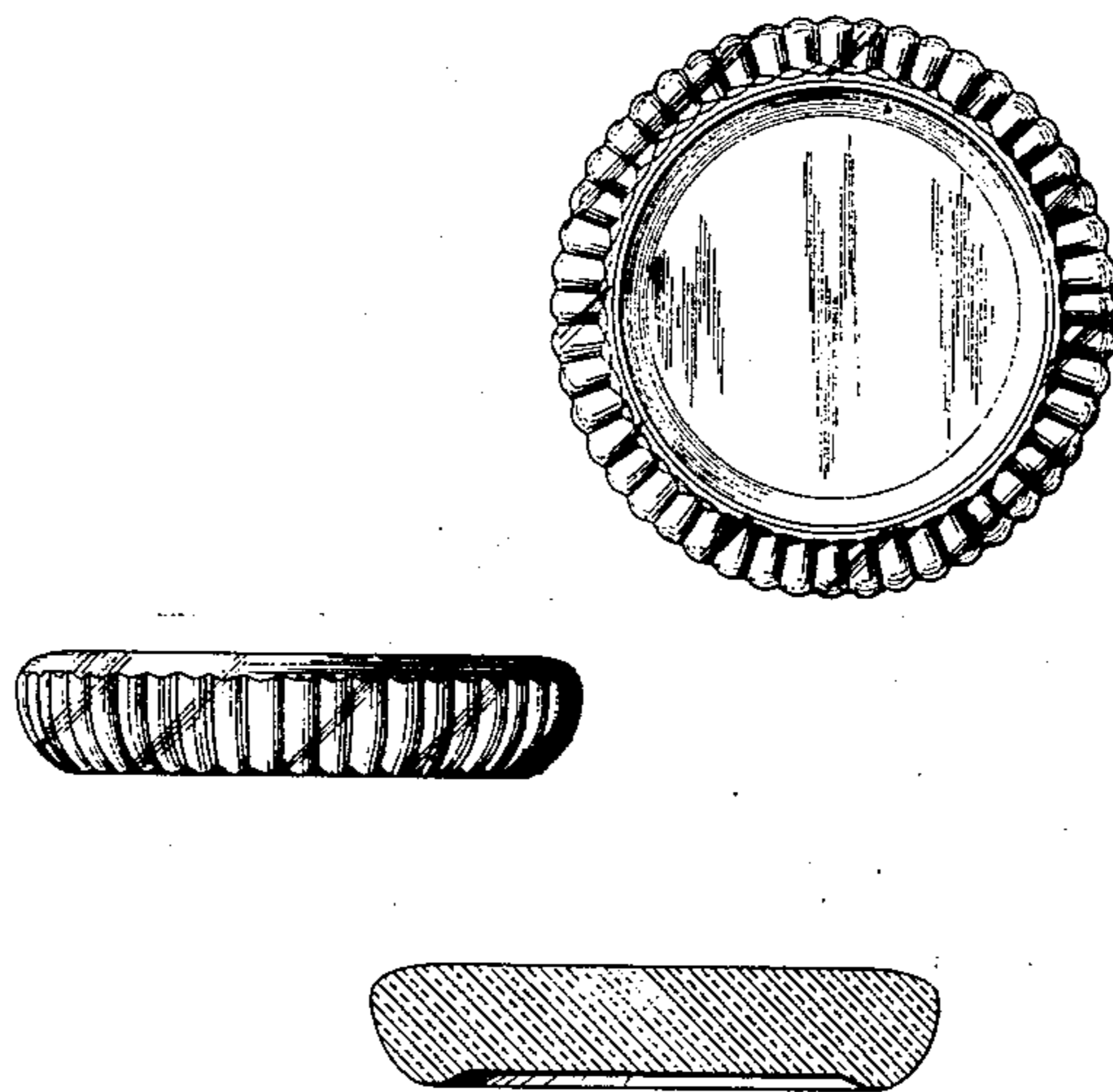


FIG. 1




FIG. 2




FIG. 3

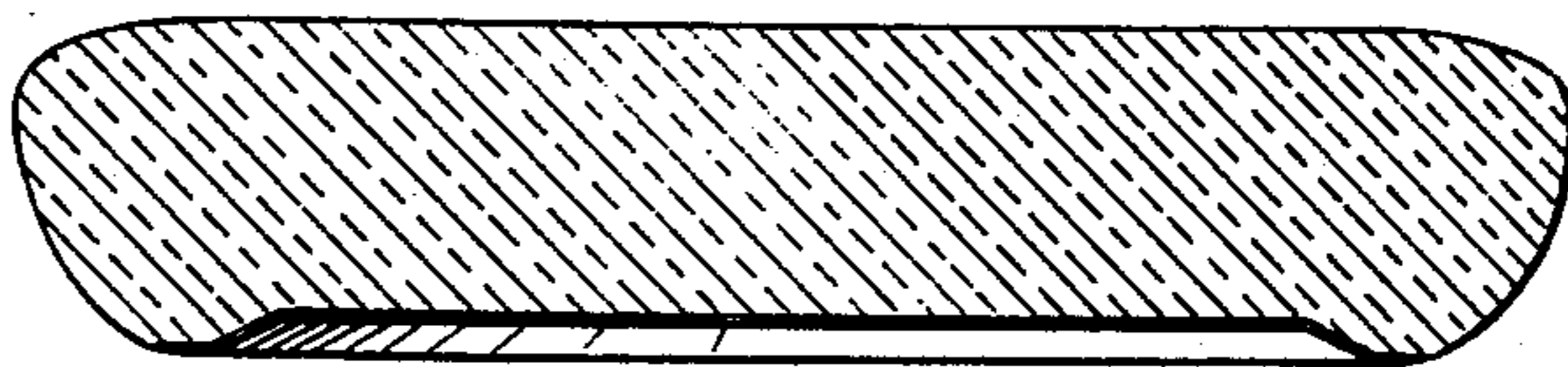



FIG. 4