

# United States Patent [19]

Yoshiharu

[11] Patent Number: **Des. 291,440**

[45] Date of Patent: **\*\* Aug. 18, 1987**

[54] **HANDSET TELEPHONE**

[75] Inventor: **Takei Yoshiharu, Shatin, Hong Kong**

[73] Assignee: **Tasca International Ltd., Kowloon, Hong Kong**

[\*\*] Term: **14 Years**

[21] Appl. No.: **927,690**

[22] Filed: **Nov. 6, 1986**

[30] **Foreign Application Priority Data**

Jul. 29, 1986 [GB] United Kingdom ..... 1035715

[52] U.S. Cl. .... **D14/64; D14/53; D21/111; 379/434; D9/352**

[58] Field of Search ..... **D14/53, 63, 64, 62; D9/428, 352; D21/111; 446/141-143; 379/433, 428, 434, 436**

[56] **References Cited**

**U.S. PATENT DOCUMENTS**

- D. 212,362 10/1968 Noyes ..... D14/64 X
- D. 280,076 8/1985 Haag ..... D9/352 X
- D. 284,762 7/1986 Mo ..... D14/64 X

- 2,766,796 10/1956 Tupper ..... D9/352 X
- 2,945,361 7/1960 Miller ..... D9/352 X
- 3,190,438 6/1965 Cain et al. .... D9/352 X

*Primary Examiner*—Wallace R. Burke  
*Assistant Examiner*—Horace B. Fay  
*Attorney, Agent, or Firm*—Wolf, Greenfield & Sacks

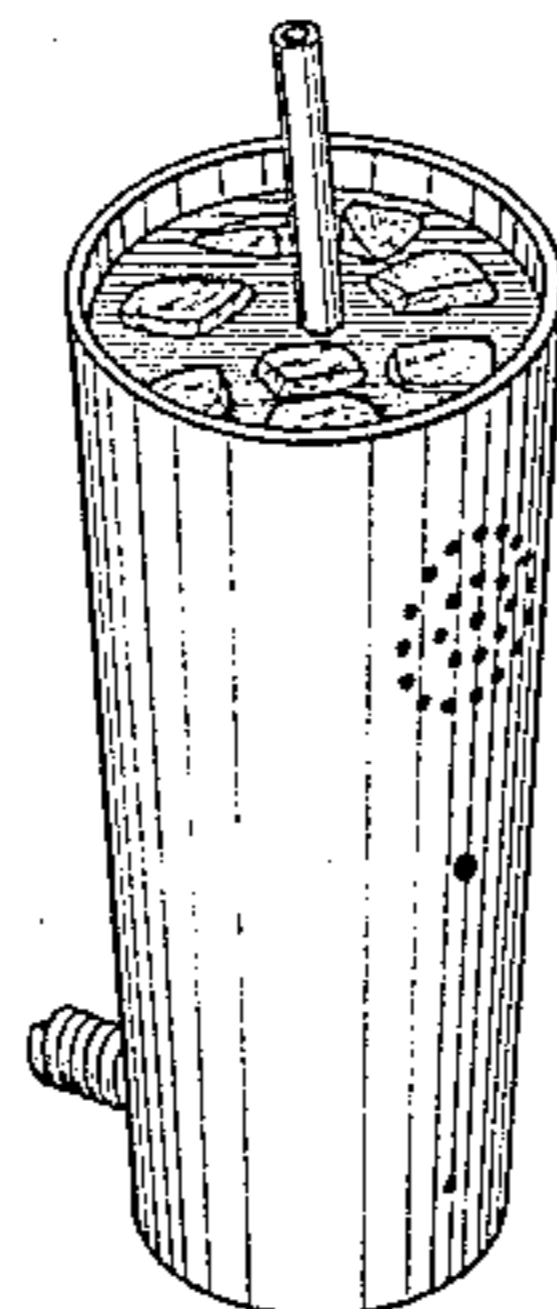
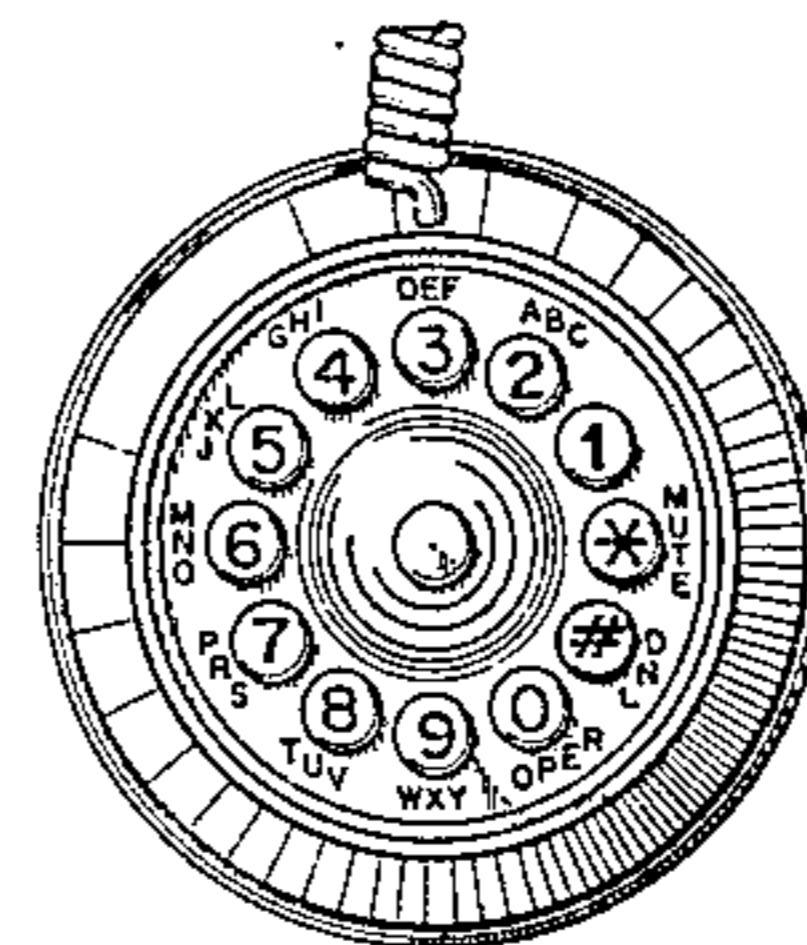
[57] **CLAIM**

The ornamental design for a handset telephone, as shown and described.

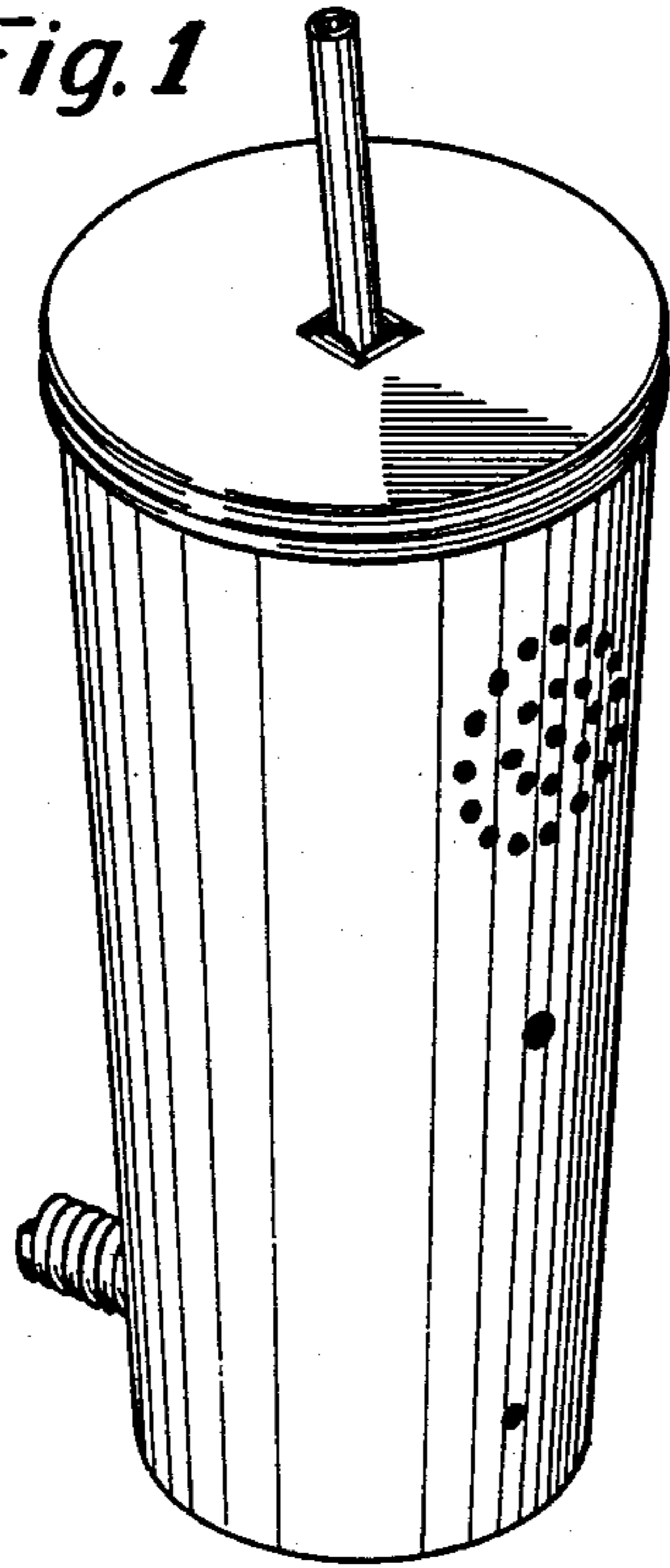
**DESCRIPTION**

FIG. 1 is a perspective view of a handset telephone showing my new design;  
FIG. 2 is a front elevational view thereof;  
FIG. 3 is a side elevational view thereof, the side opposite being a mirror image;  
FIG. 4 is a rear elevational view thereof;  
FIG. 5 is a top plan view thereof;  
FIG. 6 is a bottom plan view thereof; and  
FIG. 7 is a perspective view thereof with cover removed.

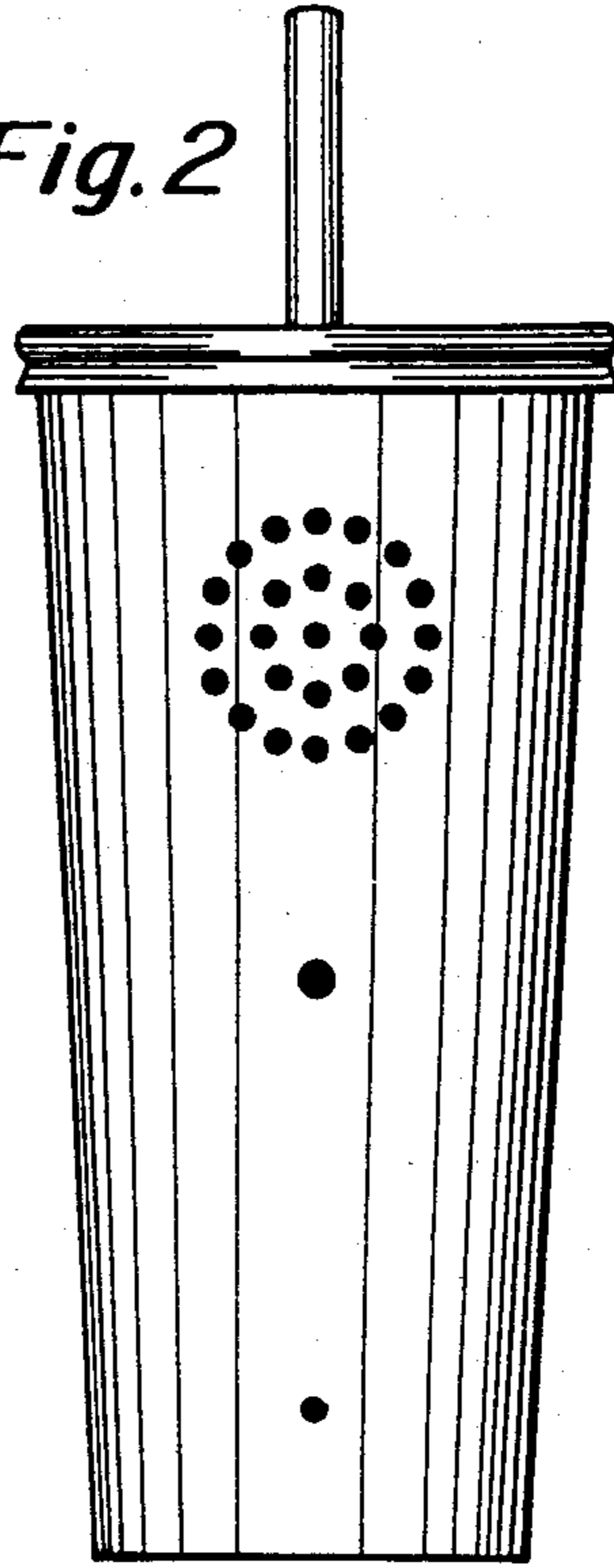
The cord in FIGS. 1, 3, 4, 5, 6 and 7 is shown in fragmentary form for ease of illustration.



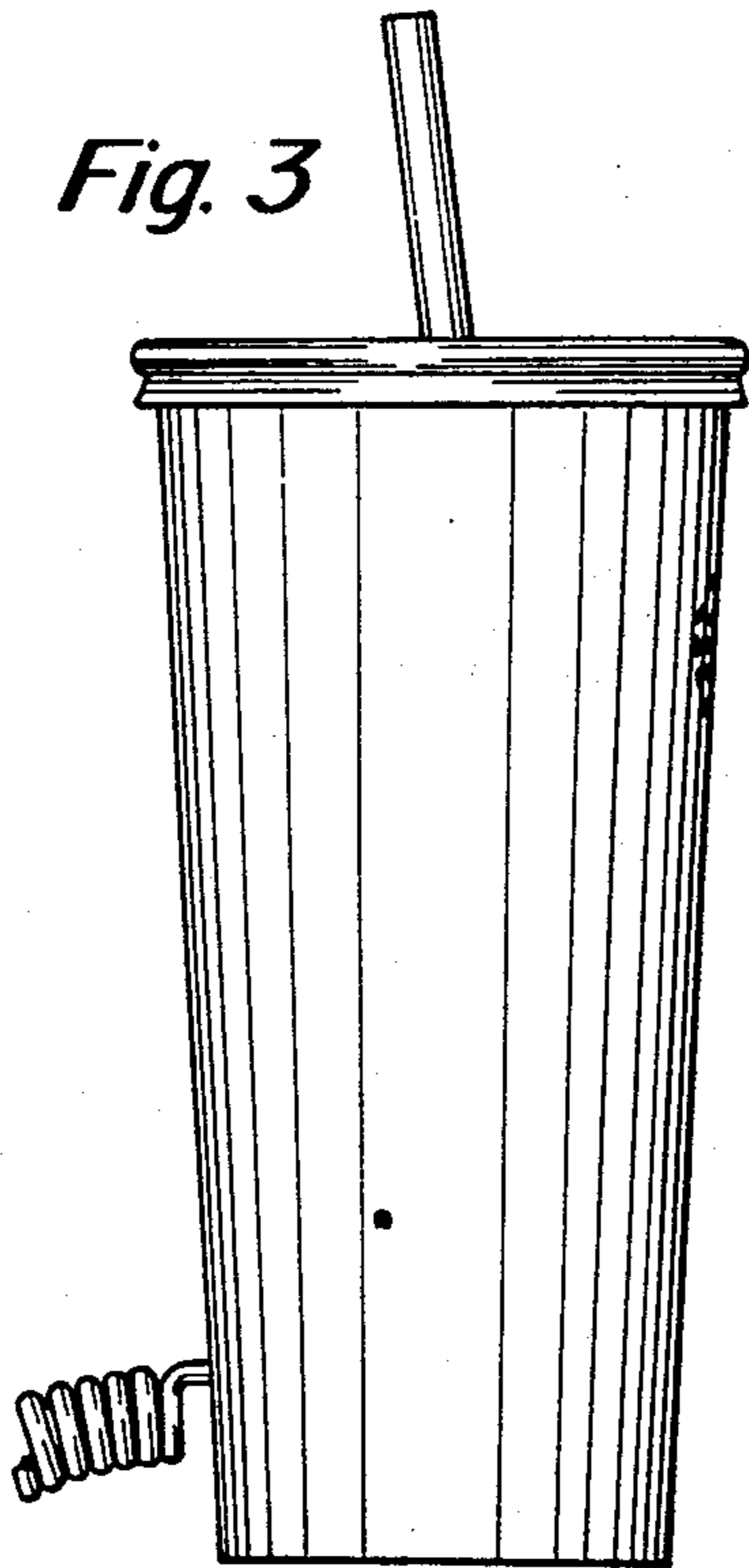
*Fig. 1*



*Fig. 2*



*Fig. 3*



*Fig. 4*

