

# United States Patent [19]

Czyborra

[11] Patent Number: **Des. 291,410**

[45] Date of Patent: **\*\* Aug. 18, 1987**

[54] **CABLE STRAP**

[75] Inventor: **Gerhard W. Czyborra, St-Leonard, Canada**

[73] Assignee: **Microelectric Canada Ltd., Montreal, Canada**

[\*\*] Term: **14 Years**

[21] Appl. No.: **709,725**

[22] Filed: **Mar. 8, 1985**

[52] U.S. Cl. .... **D8/394**

[58] Field of Search ..... **D8/382, 394-396; 248/68.1, 71, 73, 74.1, 74.2, 74.3**

[56] **References Cited**

### U.S. PATENT DOCUMENTS

- D. 199,587 11/1964 Piasecki ..... D8/396
- D. 269,064 5/1983 Ericsson ..... D8/394
- 1,529,881 3/1925 Engle ..... 248/71

- 2,418,539 4/1947 Anderson ..... 248/71
- 2,681,196 6/1954 Lind ..... D8/396
- 3,085,129 4/1963 Anderson ..... 248/71
- 3,494,580 2/1970 Thorsman ..... 248/68.1

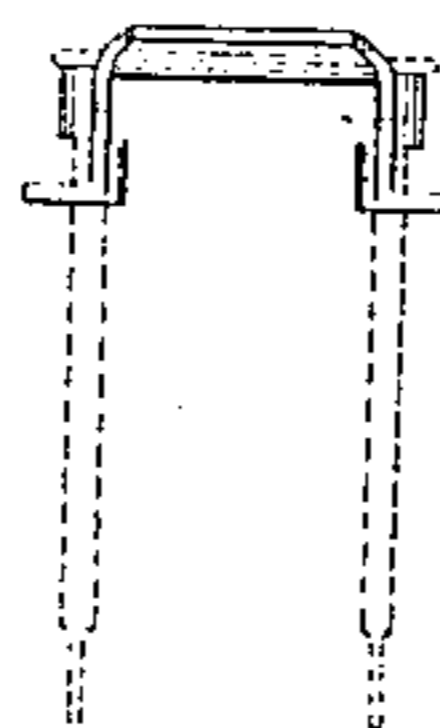
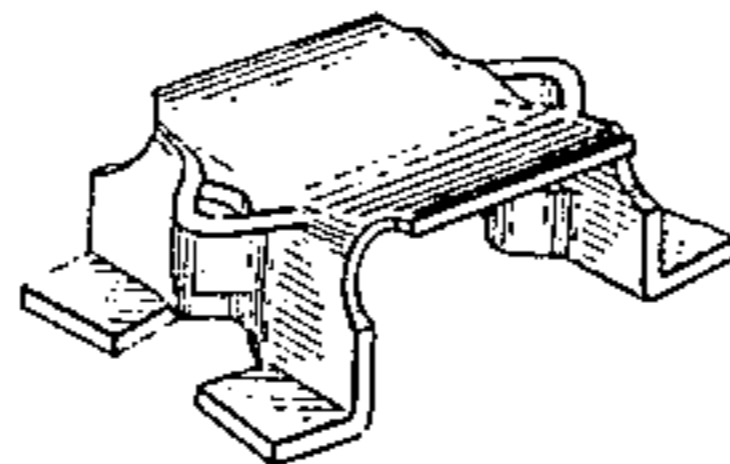
*Primary Examiner*—B. J. Bullock  
*Attorney, Agent, or Firm*—Charles E. Brown; Charles A. Brown


### [57] CLAIM

The ornamental design for a cable strap, as shown and described.


### DESCRIPTION

FIG. 1 is a perspective view of a cable strap showing my new design;  
 FIG. 2 is a top view thereof;  
 FIG. 3 is a bottom view thereof;  
 FIG. 4 is an end view thereof, the broken line showing of the fasteners being for illustrative purposes only;  
 FIG. 5 is a side view thereof.







*Fig. 1*



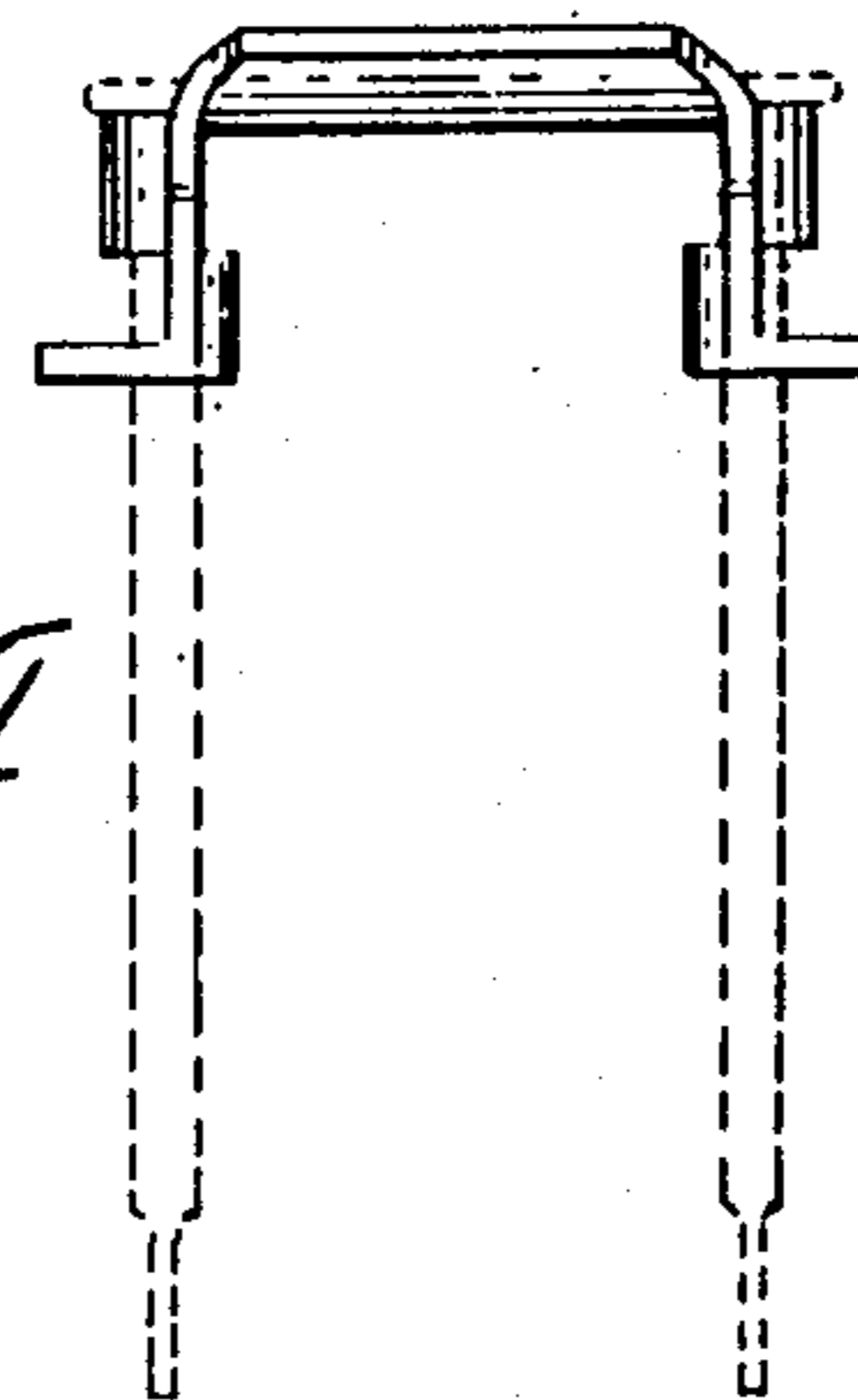
*Fig. 2*



*Fig. 3*



*Fig. 5*



*Fig. 4*