

[54] HANDLE FOR MANUAL TOOLS

4,290,465 9/1981 Fee et al. 81/177.1

[75] Inventor: Abraham Rosenberg, Tierra Verde, Fla.

Primary Examiner—B. J. Bullock
Attorney, Agent, or Firm—Emrich & Dithmar

[73] Assignee: Vermont American Corporation, Louisville, Ky.

[57] CLAIM

The ornamental design for a handle for manual tools, as shown and described.

[**] Term: 14 Years

DESCRIPTION

[21] Appl. No.: 673,538

[22] Filed: Nov. 20, 1984

[52] U.S. Cl. D8/83; D8/107

[58] Field of Search D8/82, 83, 84, 85, 86, D8/87, 107, DIG. 7; 81/489, 177.1, 177.85

FIG. 1 is a top view of a handle for manual tools embodying my new design, the bottom being identical; FIG. 2 is an enlarged side view turned 45° from the position of FIG. 1; FIG. 3 is a side view thereof; FIG. 4 is a left end view thereof; FIG. 5 is a right end view thereof.

[56] References Cited

U.S. PATENT DOCUMENTS

- D. 135,918 7/1943 Magee D8/82
- D. 229,282 11/1973 Covey D8/82
- 1,014,417 1/1912 Seelig D8/82
- 2,175,481 10/1939 Padulo D8/83

The portions of the tool which are shown in broken lines in FIGS. 1-3 are for illustrative purposes only. The central core which may appear distorted in FIGS. 1 through 3 is of uniform width along its length as shown in FIGS. 4 and 5.

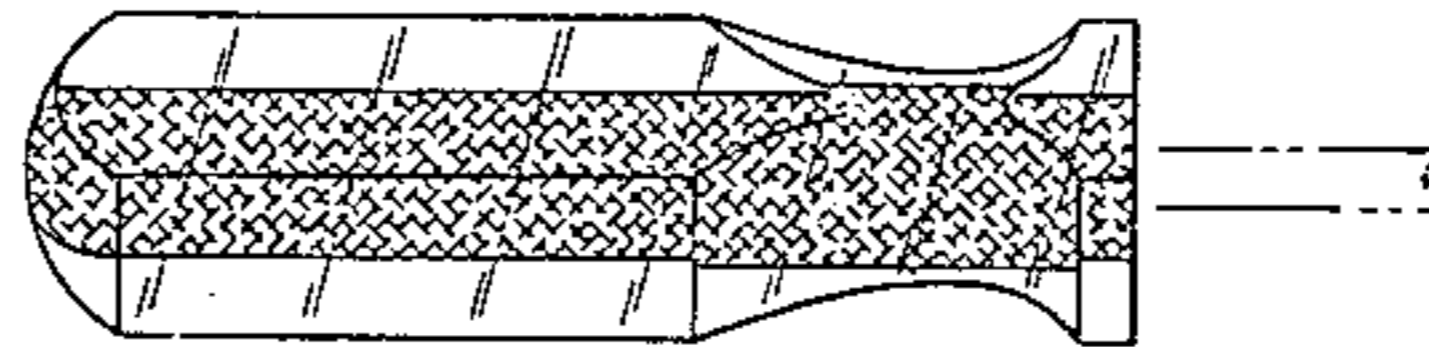


FIG. 1




FIG. 2

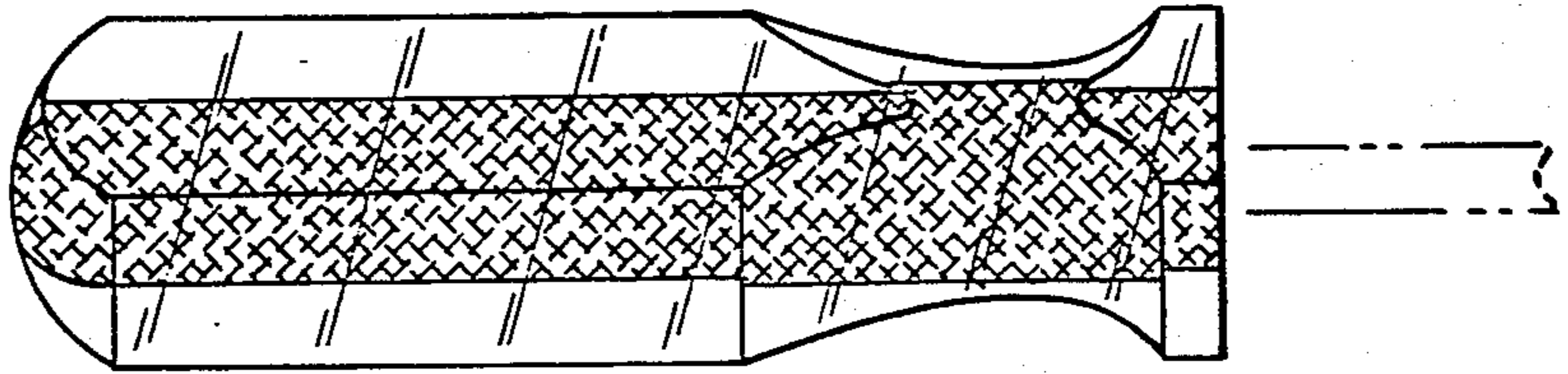


FIG. 3

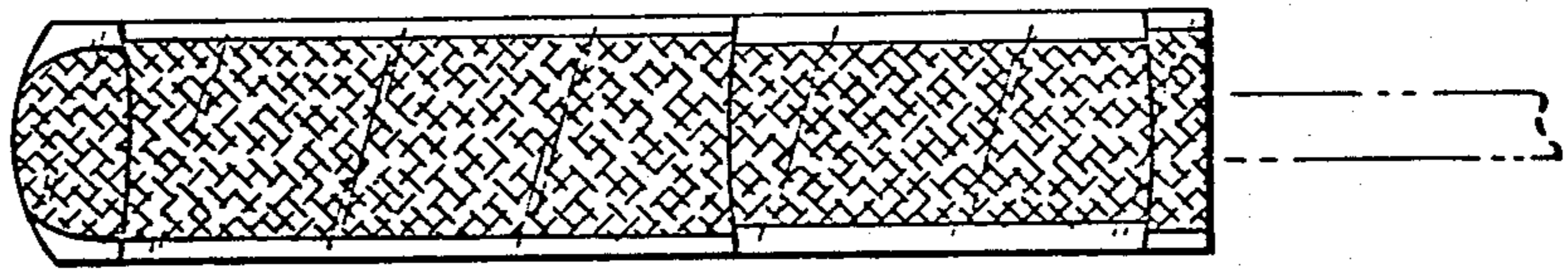


FIG. 4

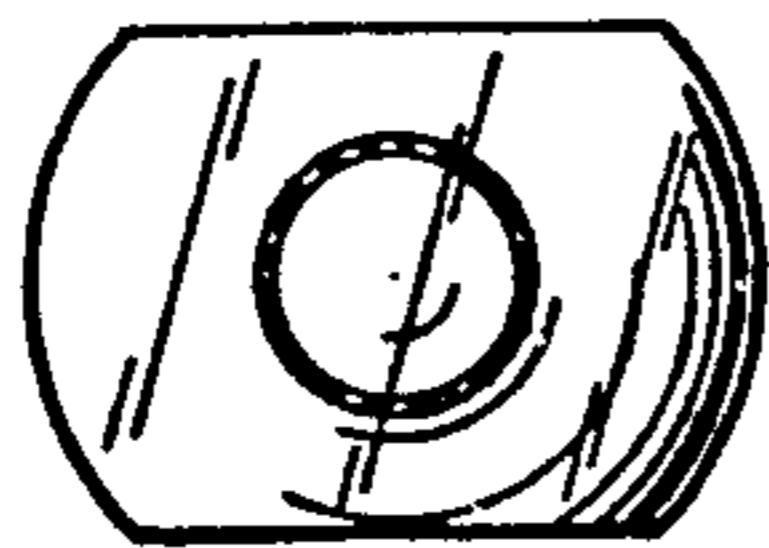


FIG. 5

