

[54] HANDLE FOR KITCHEN TOOLS OR THE LIKE

D. 216,326 12/1969 Steiner ..... D7/152  
D. 258,861 4/1981 Bratton et al. .... D7/395 X

[76] Inventor: Gianpiero Pedrini, Via Val Passiria, 31 Brescia, Italy

Primary Examiner—Winifred E. Herrmann  
Attorney, Agent, or Firm—Guido Modiano; Albert Josif

[\*] Notice: The portion of the term of this patent subsequent to Aug. 18, 2000 has been disclaimed.

[57] CLAIM

The ornamental design for a handle for kitchen tools or the like, as shown and described.

[\*\*] Term: 14 Years

DESCRIPTION

[21] Appl. No.: 532,345

FIG. 1 is a top perspective view of a handle for kitchen tools or the like showing my new design;

[22] Filed: Sep. 15, 1983

FIG. 2 is a top or bottom plan view thereof;

[30] Foreign Application Priority Data

Mar. 30, 1983 [IT] Italy ..... 21322/83[U]

FIG. 3 is a right side elevational view thereof, the left side is identical thereto;

[52] U.S. Cl. .... D7/395; D7/151

FIG. 4 is a sectional view thereof along line IV—IV of FIG. 2;

[58] Field of Search ..... D7/99, 102, 395, 152, D7/147, 151, 137, 140

FIG. 5 is a sectional view thereof along line V—V of FIG. 2;

[56] References Cited

U.S. PATENT DOCUMENTS

D. 48,202 11/1915 Smith ..... D7/147 X

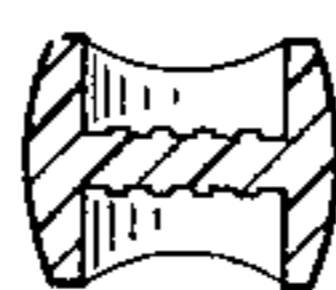
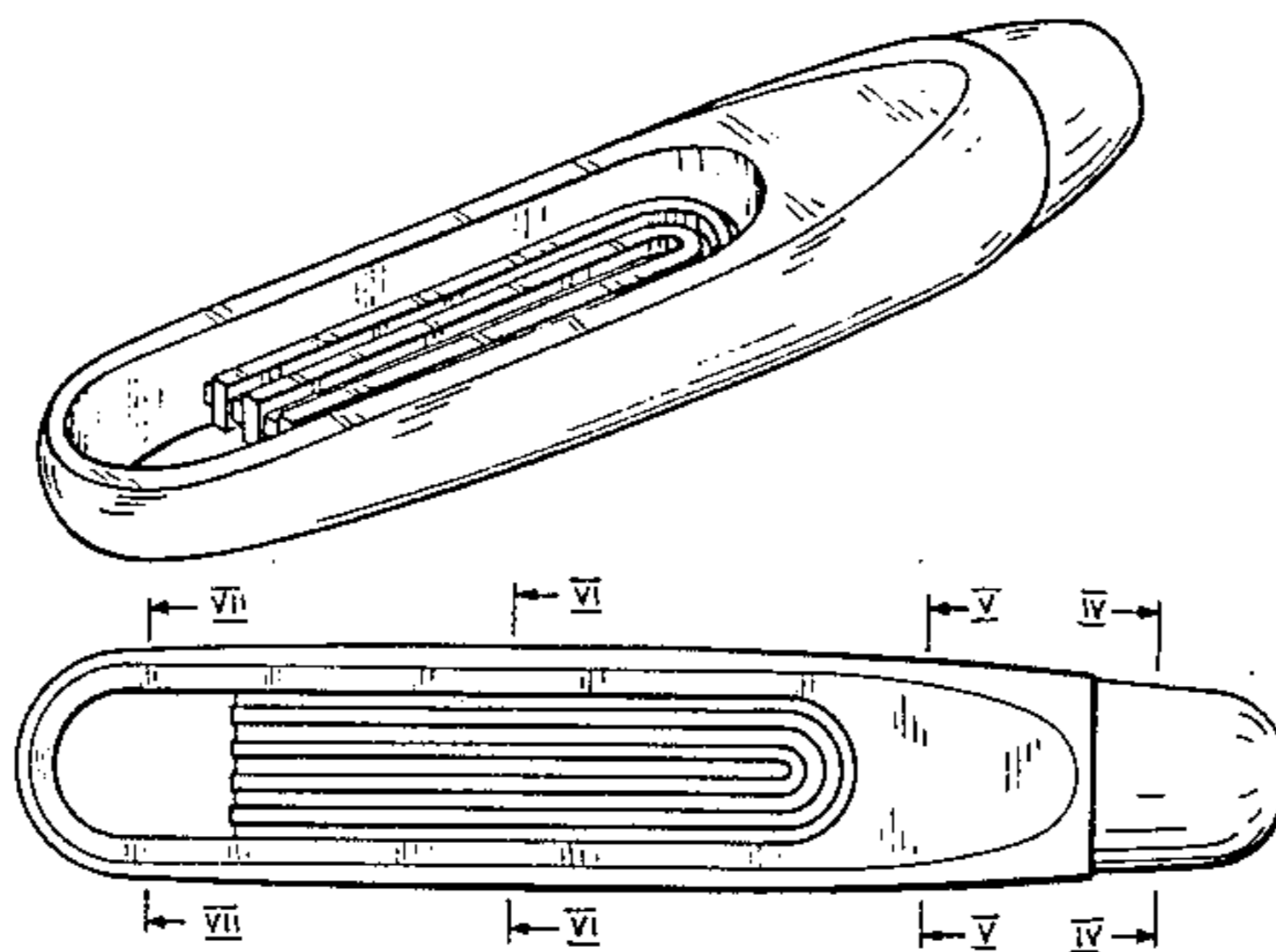
FIG. 6 is a sectional view thereof along line VI—VI of FIG. 2; and

D. 67,392 5/1925 Bennett ..... D7/395

FIG. 7 is a sectional view thereof along line VII—VII of FIG. 2.

D. 149,464 5/1948 Adler ..... D7/152 X

FIG. 8 is an end elevational view thereof from the right of FIG. 3.



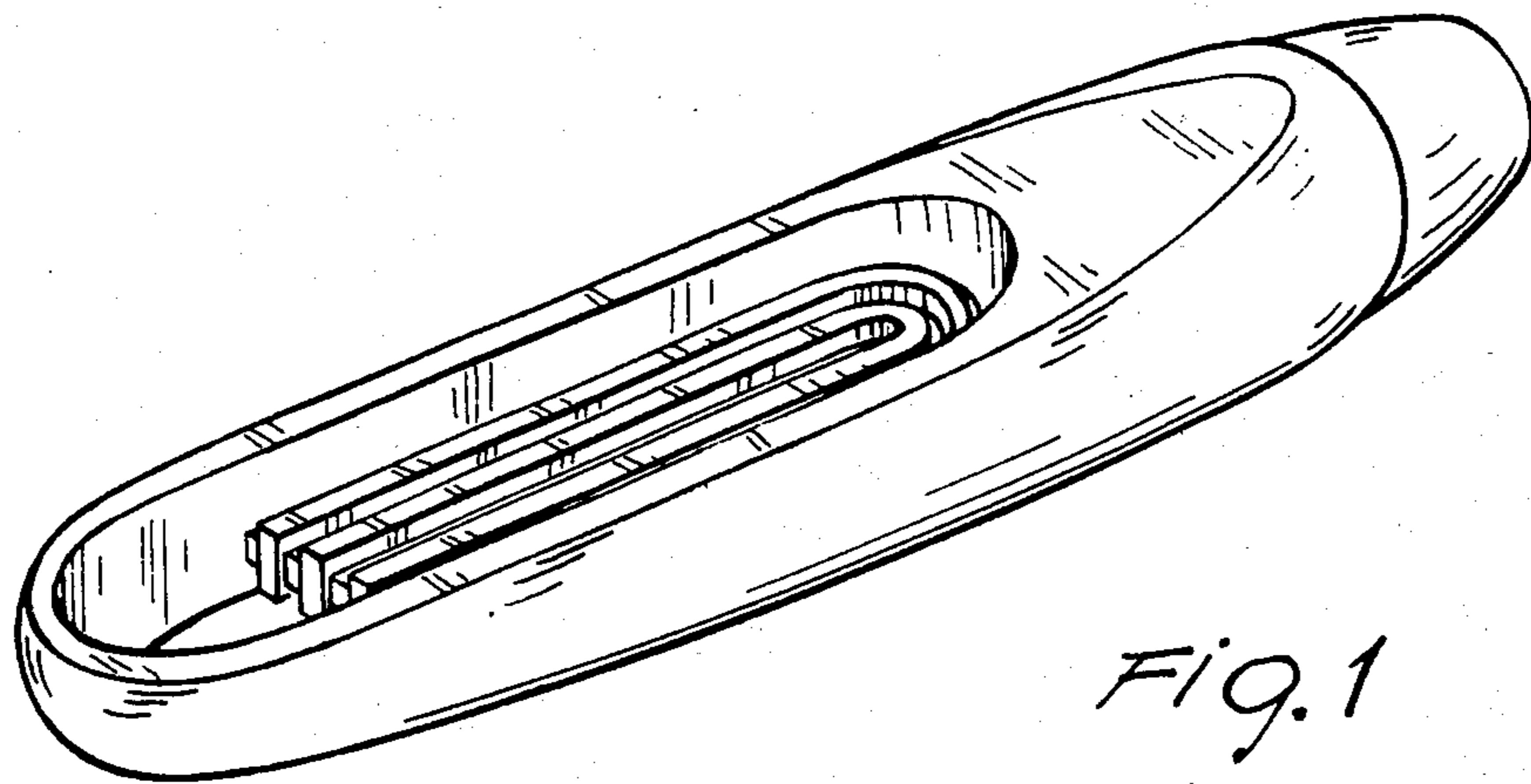


FIG. 1

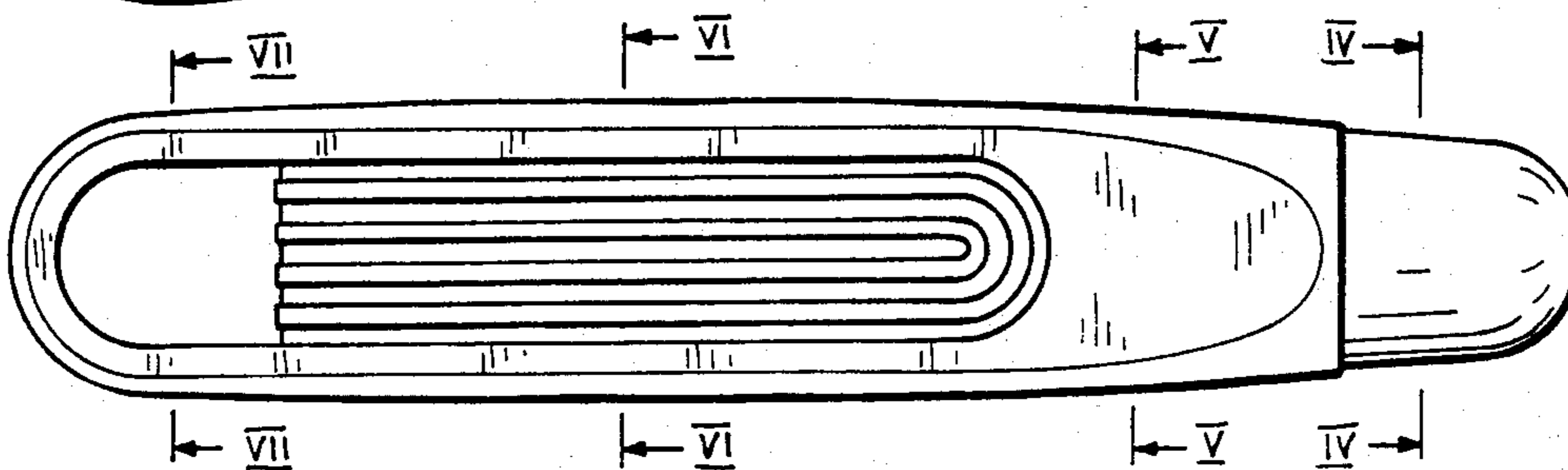


FIG. 2




FIG. 3

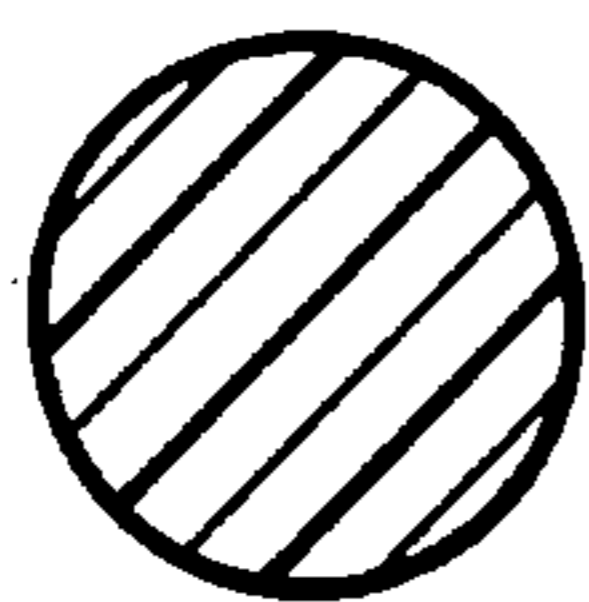


FIG. 4

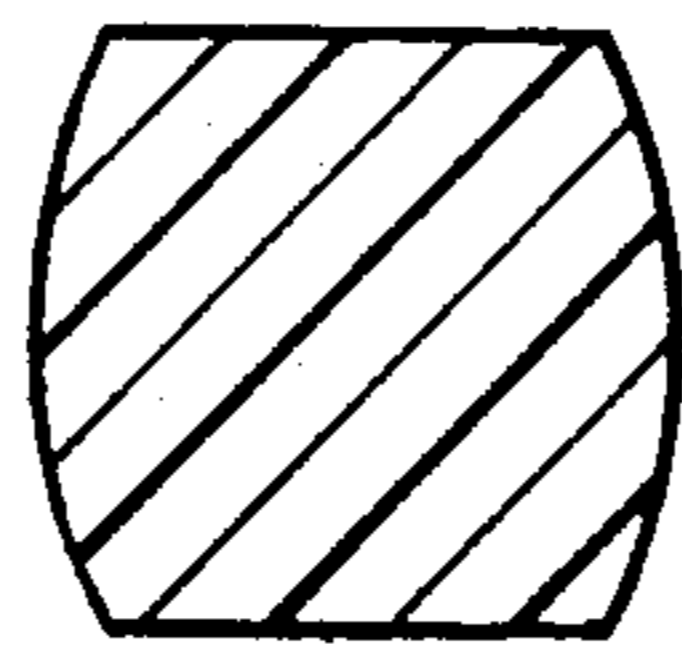


FIG. 5

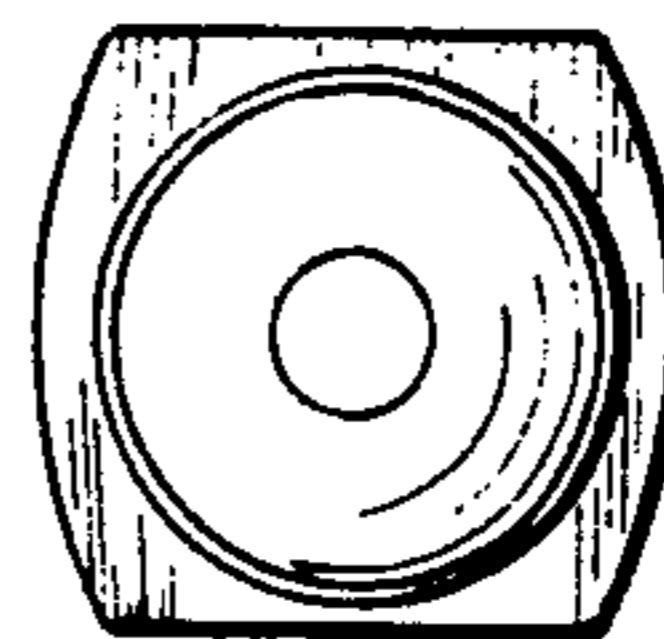


FIG. 8

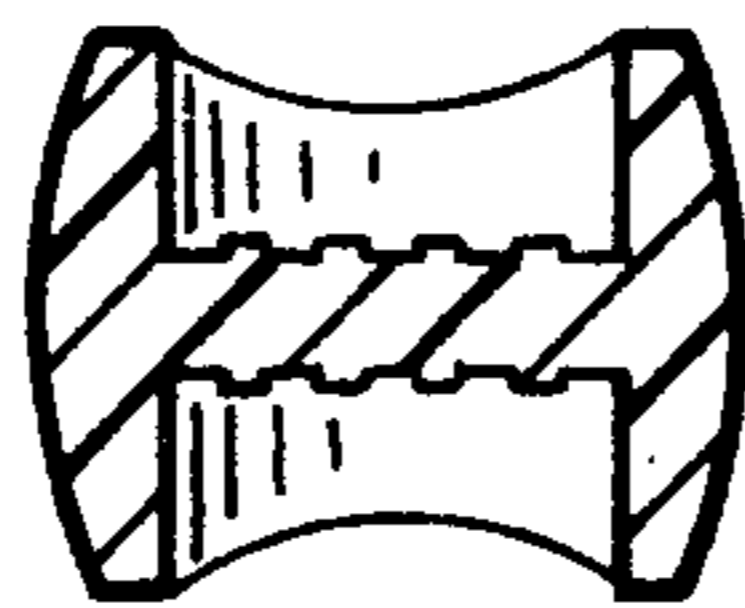


FIG. 6




FIG. 7