

[54] TELEPHONE BASE

[75] Inventors: William Day, Jr., Charlottesville; Craig B. Kelley, Earlysville, both of Va.

[73] Assignee: Comdial Corporation, Charlottesville, Va.

[**] Term: 14 Years

[21] Appl. No.: 699,179

[22] Filed: Feb. 7, 1985

[52] U.S. Cl. D14/60

[58] Field of Search D14/115, 52, 53, 62, D14/60, 58; 179/179, 100 R, 100 D, 101

[56] References Cited

U.S. PATENT DOCUMENTS

D. 206,161	11/1966	Cuccio et al.	D14/62
D. 235,069	5/1975	Todeschini	D14/53
D. 250,111	10/1978	Hernandez et al.	D14/53
D. 254,066	1/1980	Kohlman	D14/53
D. 259,638	6/1981	Giovanna	D14/53
D. 265,310	7/1982	Kovens	D14/53
D. 275,195	8/1984	Endt	D14/53
D. 275,481	9/1984	Foggia et al.	D14/58
D. 277,002	1/1985	Genaro et al.	D14/60

FOREIGN PATENT DOCUMENTS

2277475	1/1976	France	179/100 C
---------	--------	--------------	-----------

OTHER PUBLICATIONS

Post Office Elect. Eng's. Journal (Gr. Brit.) vol. 74, Oct. 1981; Article showing customer apparatus: at p. 237 #756,772.

C & P Telephone Brochure, Jan. 1966: Touchtone Phone, top page, left column.

Telephony/Oct. 1980; Phone in FIG. 1A-"Vital 2": at p. 100.

B. A. Pargh Co. Inc. ©1983: at p. 40, "Web-Cor" #1050W; p. 42, BusCom PT2112 Pad; p. 43, The Operator, P/20.

Primary Examiner—Wallace R. Burke

Assistant Examiner—Horace B. Fay

Attorney, Agent, or Firm—Cushman, Darby & Cushman

[57] CLAIM

The ornamental design for a telephone base, as shown and described.

DESCRIPTION

FIG. 1 is a front, partial top and right side perspective view of a telephone base showing our new design; FIG. 2 is a left side elevational view thereof; FIG. 3 is a rear elevational view thereof; and FIG. 4 is a bottom plan view thereof.

The broken line showing of sundry apertures is for illustrative purposes only and forms no part of the claimed design.

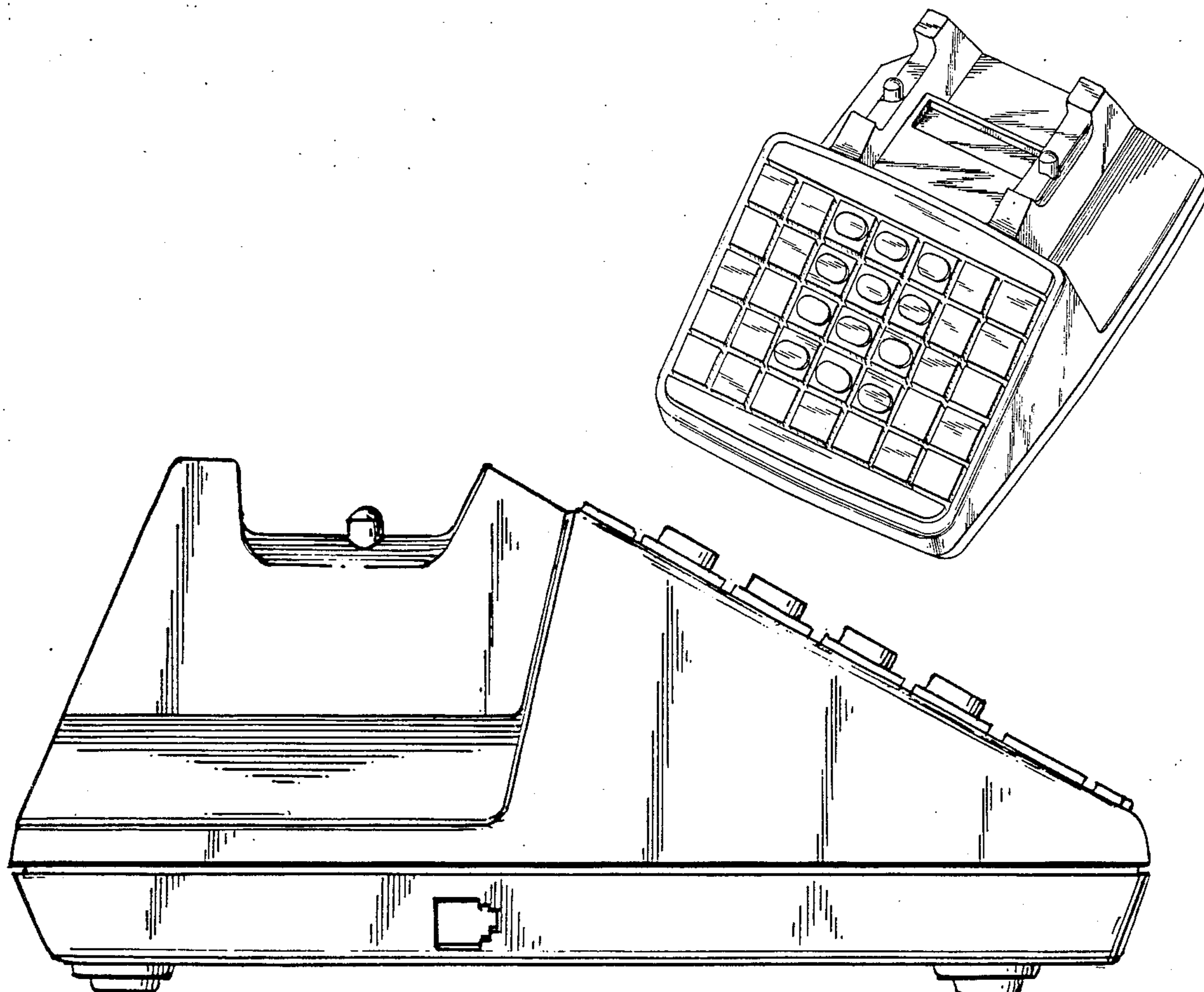




FIG. 1

FIG. 2

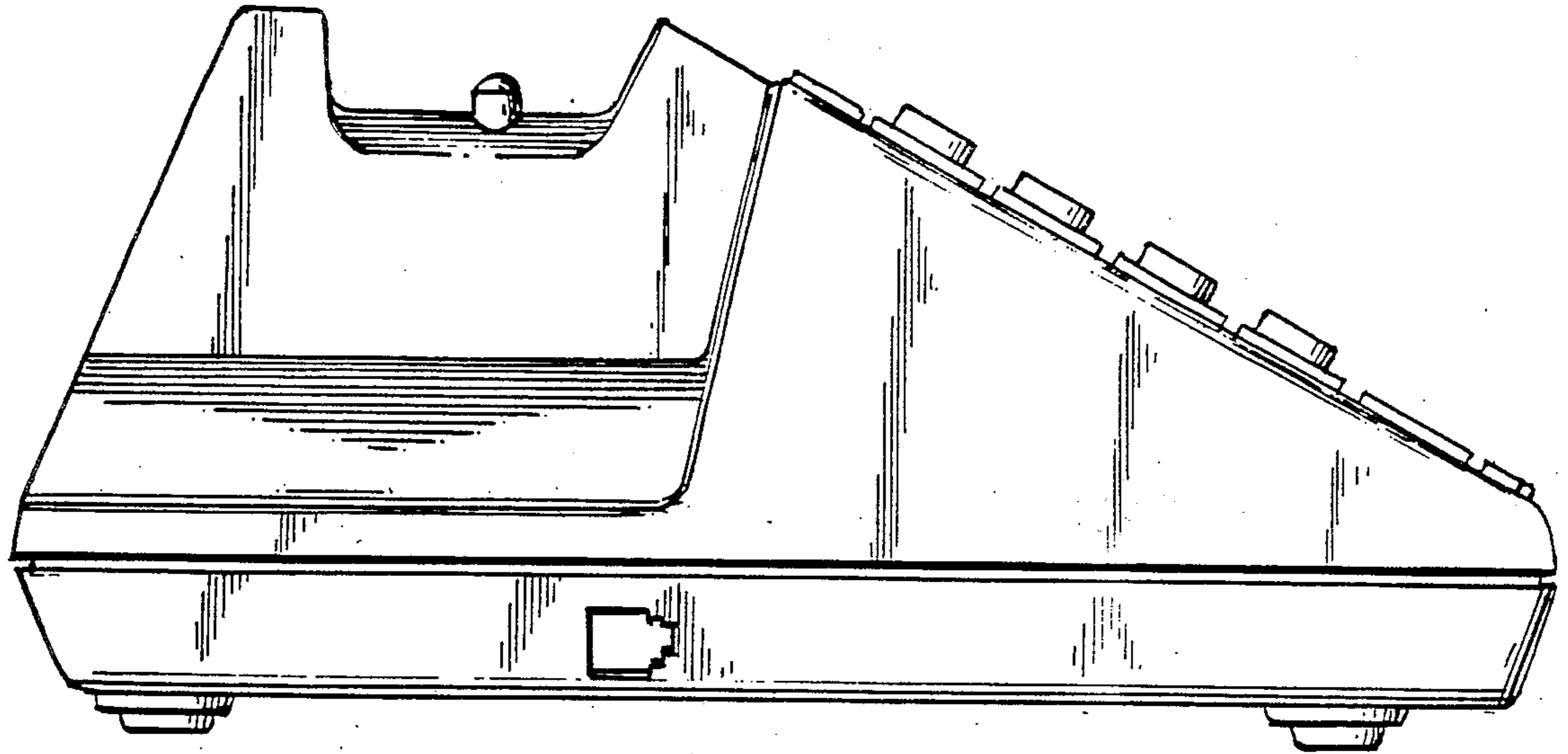


FIG. 3

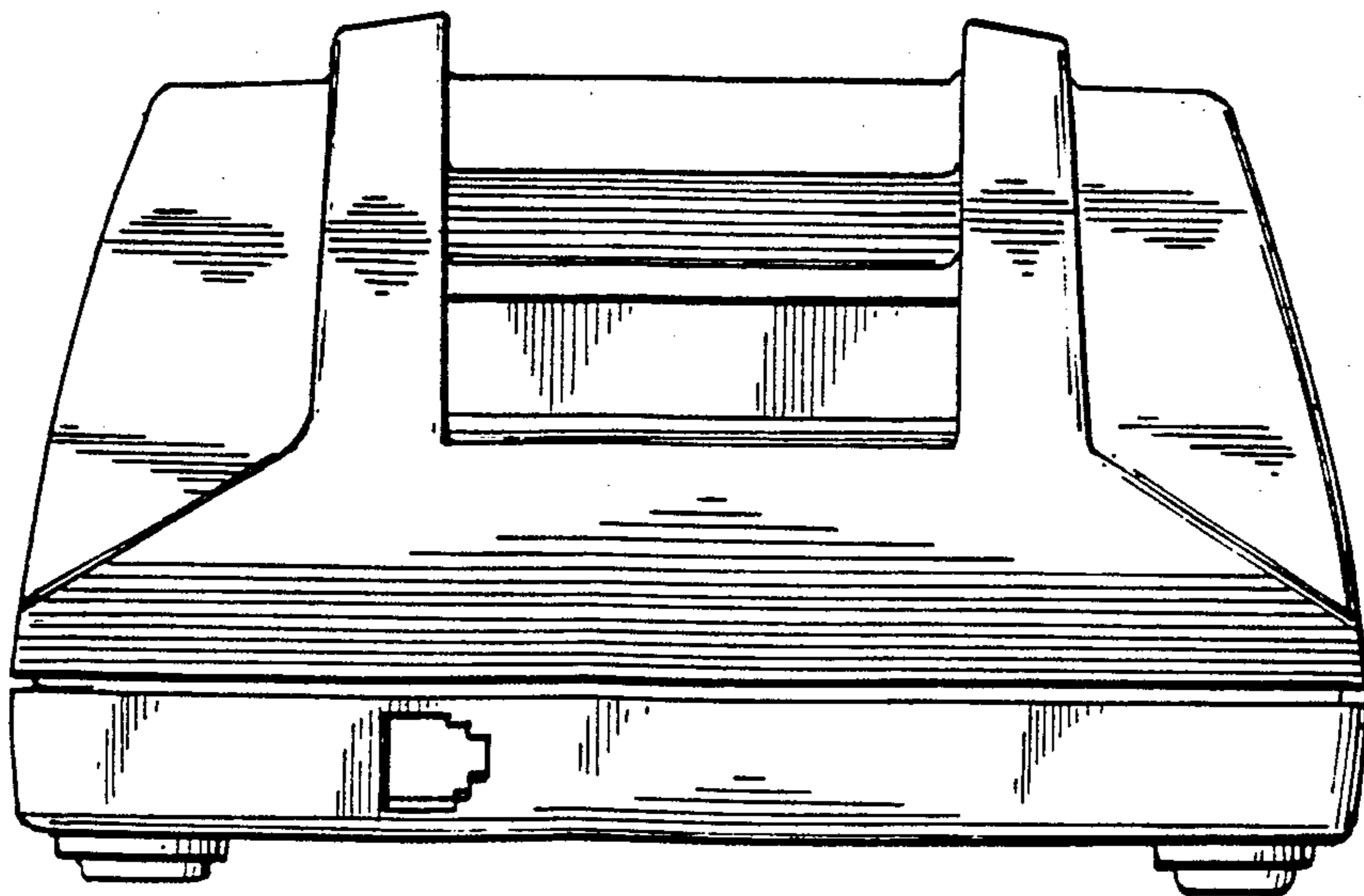


FIG. 4

