

# United States Patent [19]

Levine

[11] Patent Number: **Des. 291,255**

[45] Date of Patent: **\*\* Aug. 4, 1987**

[54] **OIL LAMP WICK HOLDER**

[75] Inventor: **Susan H. Levine**, Richmond, Calif.

[73] Assignee: **Pottery by Levine, Inc.**, Richmond, Calif.

[\*\*] Term: **14 Years**

[21] Appl. No.: **737,738**

[22] Filed: **May 28, 1985**

[52] U.S. Cl. .... **D26/116; D26/19**

[58] Field of Search ..... **D26/8-23, D26/115, 116; 431/288-299, 302, 304, 310, 311, 320, 321, 324, 125**

[56] **References Cited**

**U.S. PATENT DOCUMENTS**

|            |         |                   |           |
|------------|---------|-------------------|-----------|
| D. 139,097 | 10/1944 | Cornell, Jr. .... | D26/12    |
| 1,622,347  | 3/1927  | Rhoads .....      | 431/288 X |
| 2,159,115  | 5/1939  | Vogel, Jr. ....   | D26/12 X  |
| 2,316,342  | 4/1943  | Krieg .....       | 431/296 X |

|           |         |                |           |
|-----------|---------|----------------|-----------|
| 2,406,777 | 9/1946  | Koretzky ..... | 431/292 X |
| 2,658,297 | 11/1953 | Woolsey .....  | 431/296 X |

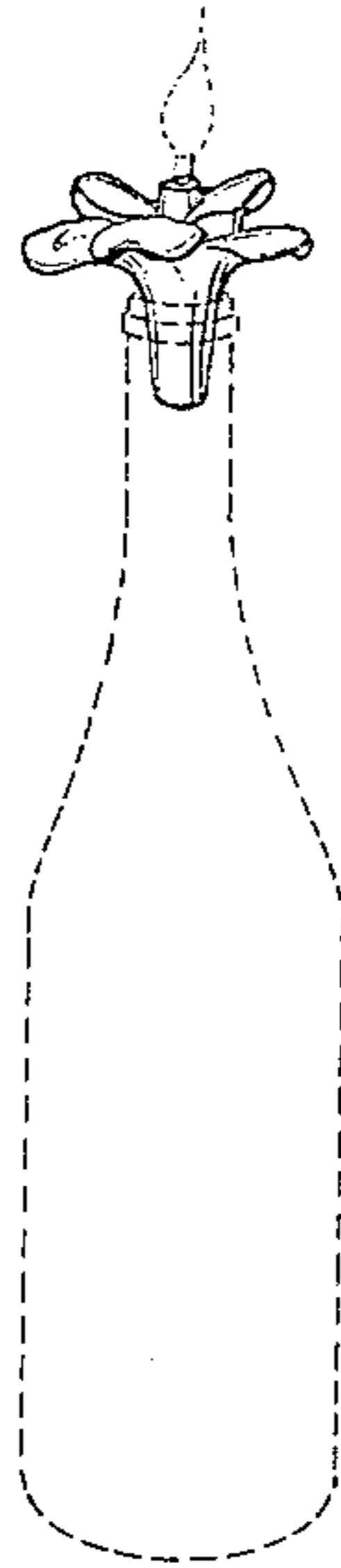
*Primary Examiner*—Susan J. Lucas  
*Attorney, Agent, or Firm*—H. Michael Brucker

[57] **CLAIM**

The ornamental design for a oil lamp wick holder, as shown and described.

**DESCRIPTION**

FIG. 1 is a perspective view of an oil lamp wick holder showing my new design;  
FIG. 2 is a top plan view thereof on an enlarged scale;  
FIG. 3 is a side elevation view thereof on an enlarged scale;  
FIG. 4 is a bottom plan view thereof on an enlarged scale;  
FIG. 5 is an opposite side elevation view thereof on an enlarged scale.  
The broken line representation of a bottle and flame in FIG. 1 is for purposes of illustration only.



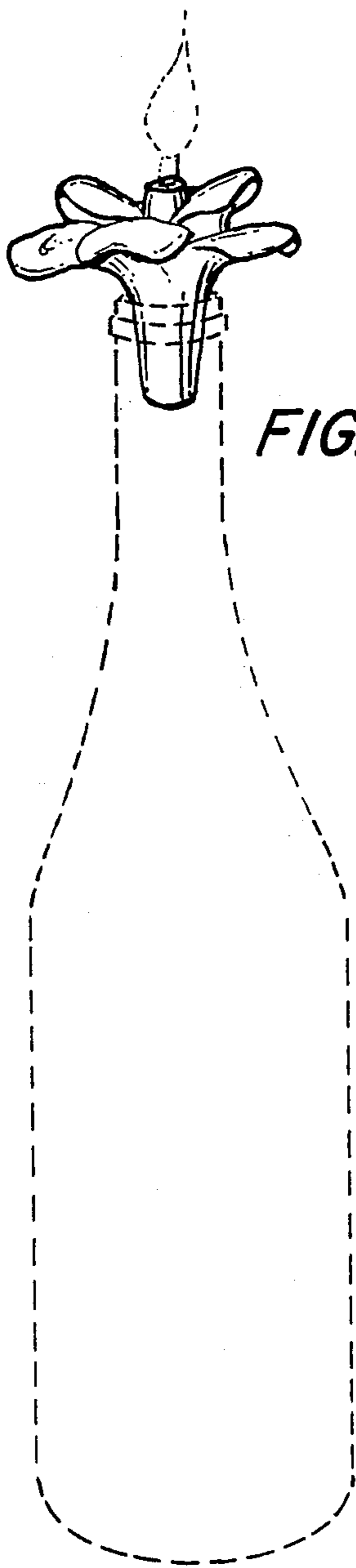


FIG. 1.

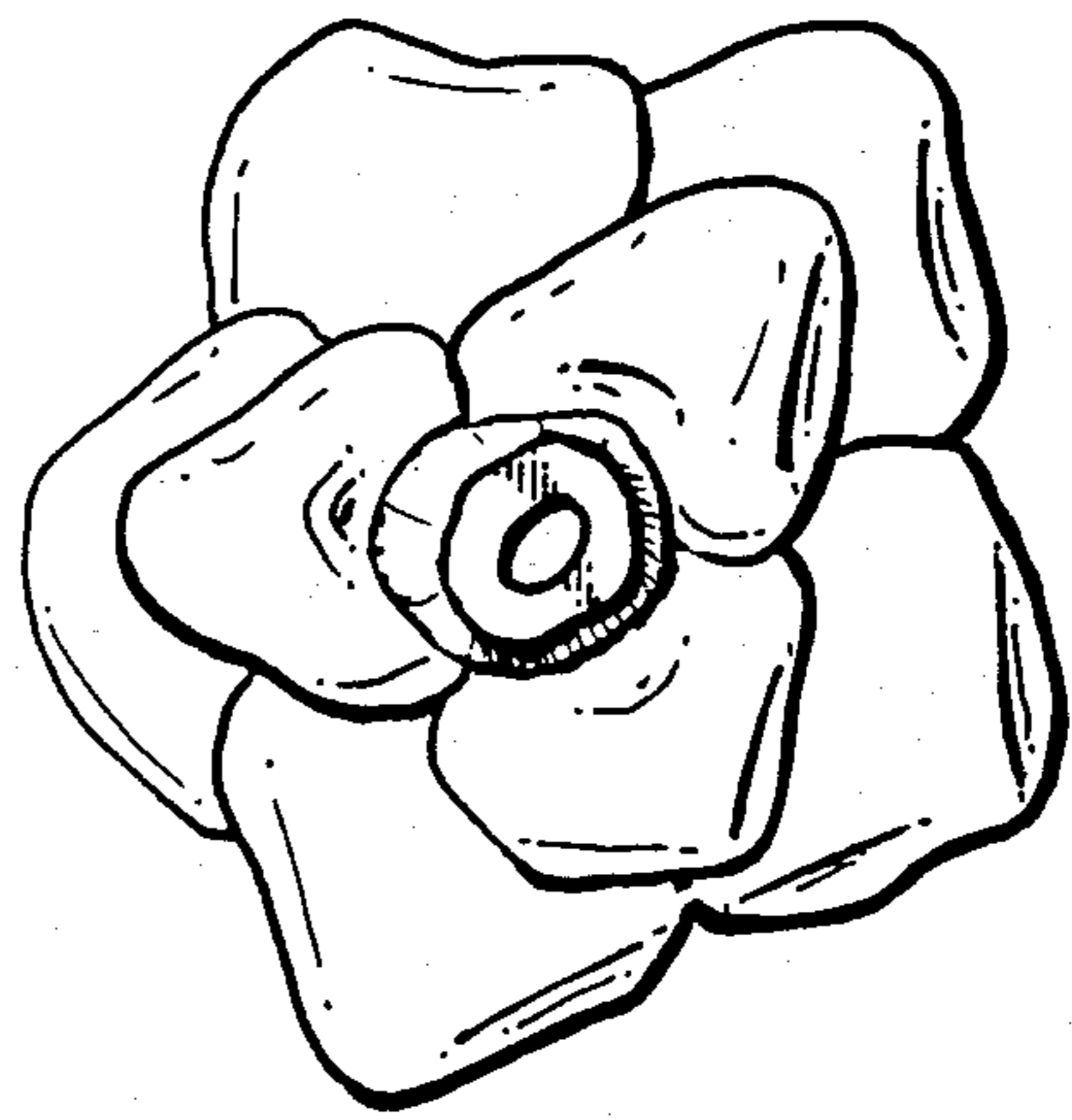


FIG. 2.

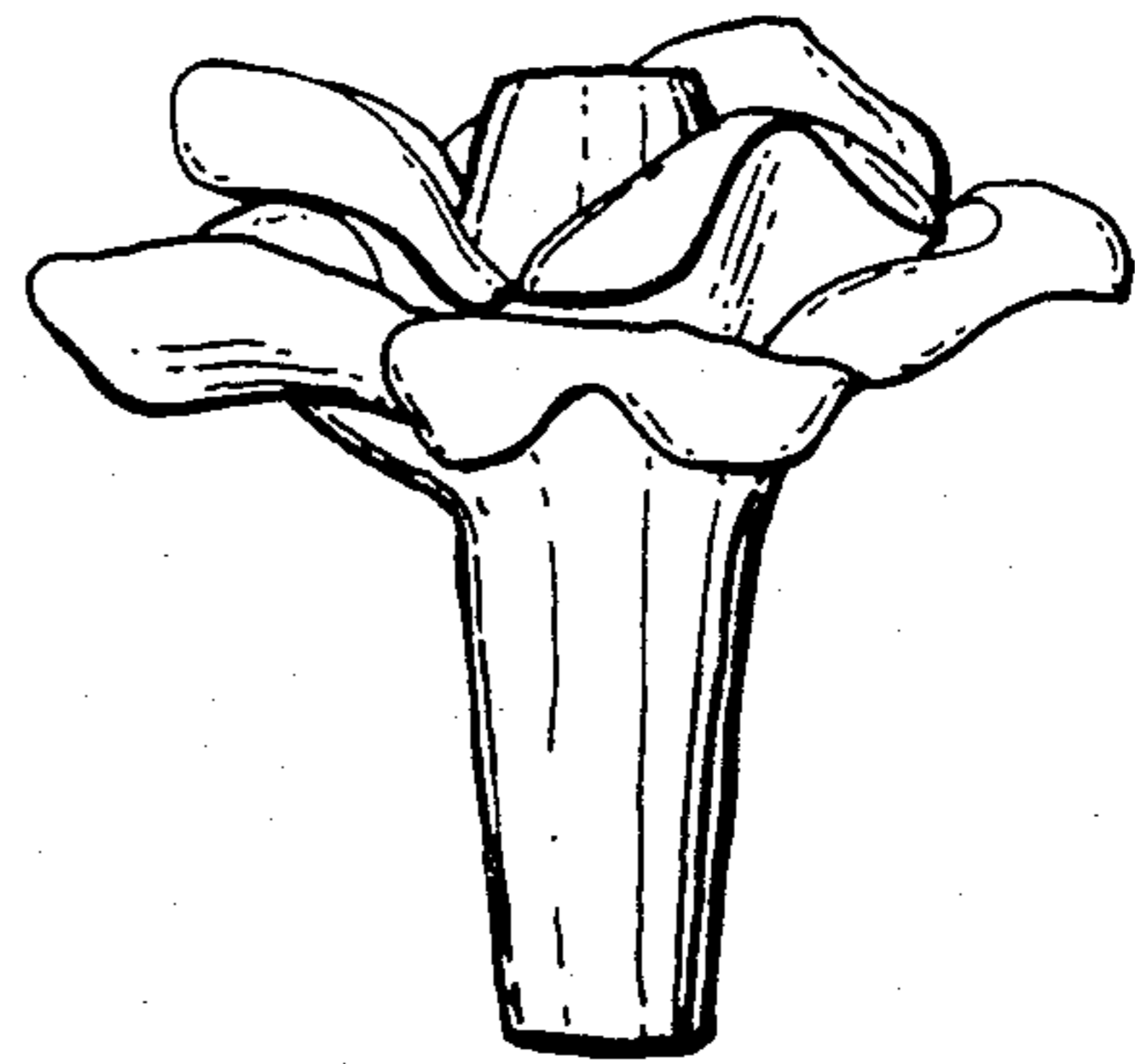


FIG. 3.

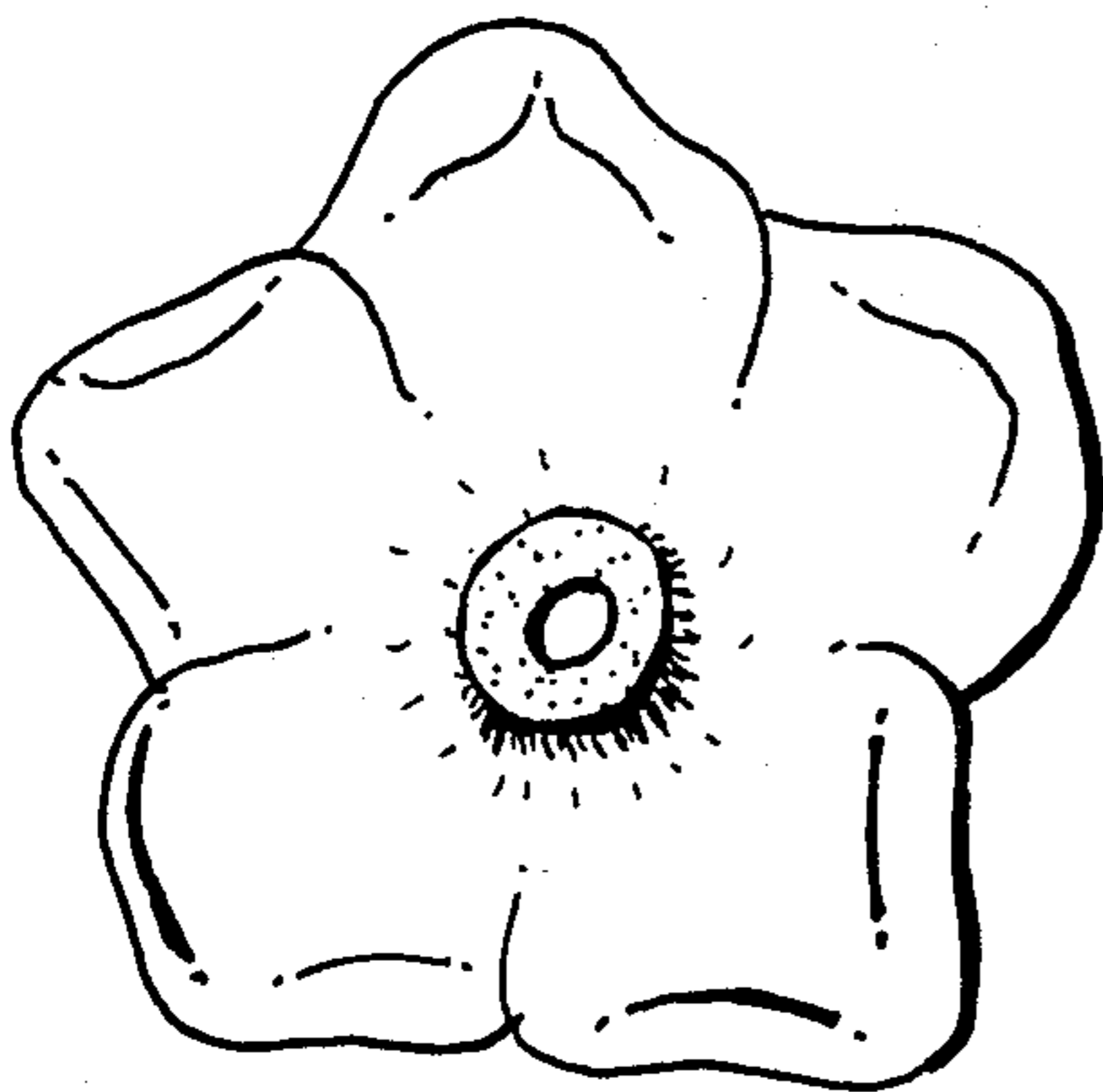


FIG. 4.




FIG. 5.