

**United States Patent** [19]  
**Rademacher**

[11] **Patent Number: Des. 291,240**

[45] **Date of Patent: \*\* Aug. 4, 1987**

[54] **SPOUT BODY**

[76] **Inventor: Manfred Rademacher,**  
Freiligrathstrasse 19, 4 Düsseldorf,  
Fed. Rep. of Germany

[\*\*] **Term: 14 Years**

[21] **Appl. No.: 726,075**

[22] **Filed: Apr. 22, 1985**

[30] **Foreign Application Priority Data**

Oct. 26, 1984 [DE] Fed. Rep. of Germany ..... 5353

[52] **U.S. Cl. .... D23/32**

[58] **Field of Search .... D23/23-32;**  
4/191, 192; 137/801

[56] **References Cited**

**U.S. PATENT DOCUMENTS**

D. 206,213 11/1966 Armstrong ..... D23/32

D. 273,512 4/1984 Arnolds ..... D23/25  
D. 278,270 4/1985 Niemann ..... D23/32  
D. 278,271 4/1985 Niemann ..... D23/32  
D. 279,123 6/1985 Niemann ..... D23/32  
D. 279,598 7/1985 Rademacher ..... D23/32

*Primary Examiner*—James R. Largen  
*Attorney, Agent, or Firm*—Darby & Darby

[57] **CLAIM**

The ornamental design for a spout body, as shown and described.

**DESCRIPTION**

FIG. 1 is a perspective view taken from the top, front and left side of a spout body showing my new design; FIG. 2 is a front elevational view thereof; FIG. 3 is a left side elevational view thereof, the right side being a mirror image of the left side shown; FIG. 4 is a rear elevational view thereof; FIG. 5 is a top plan view thereof; and FIG. 6 is a bottom plan view thereof.

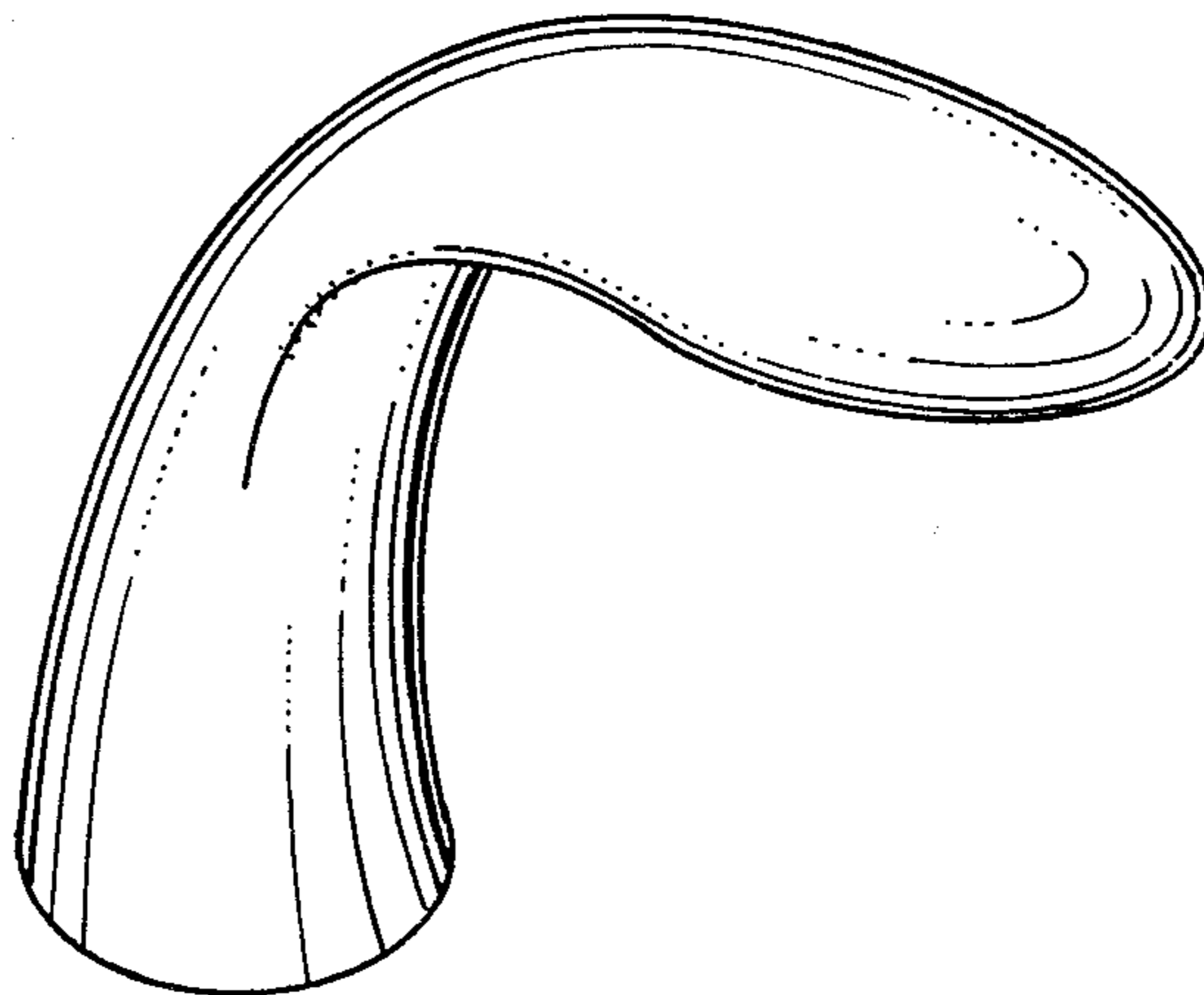


FIG. 1

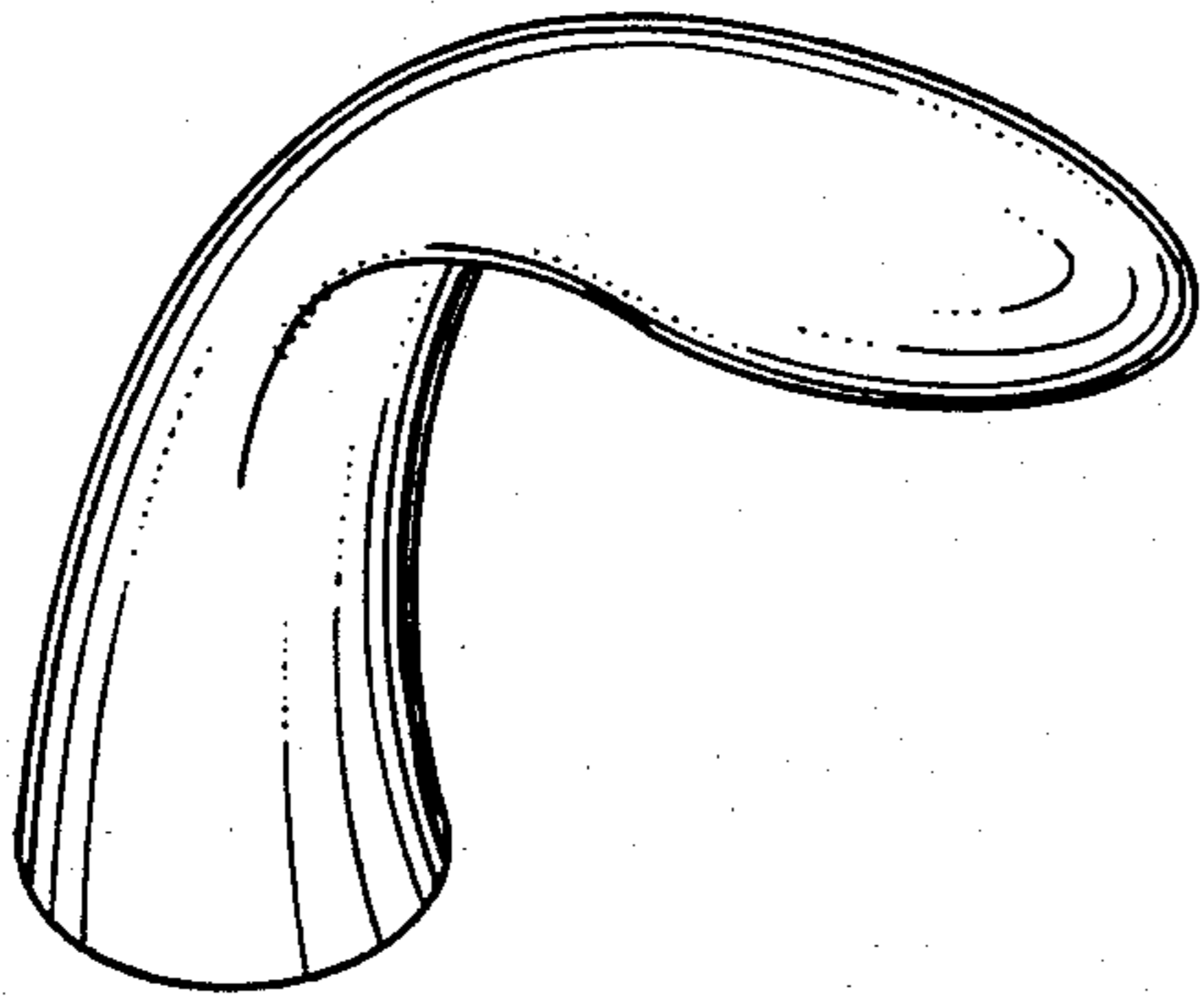


FIG. 2




FIG. 3

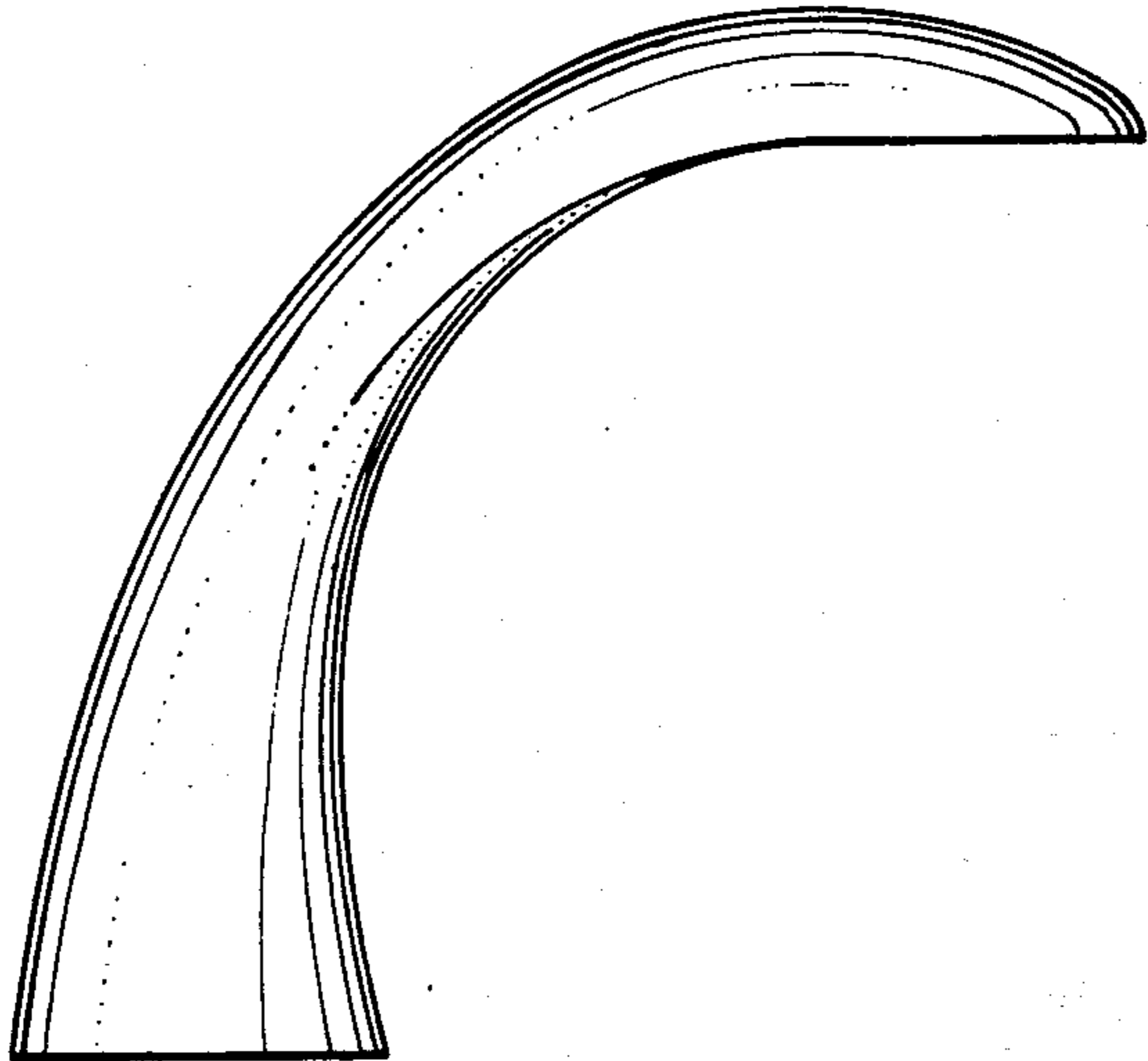


FIG. 4

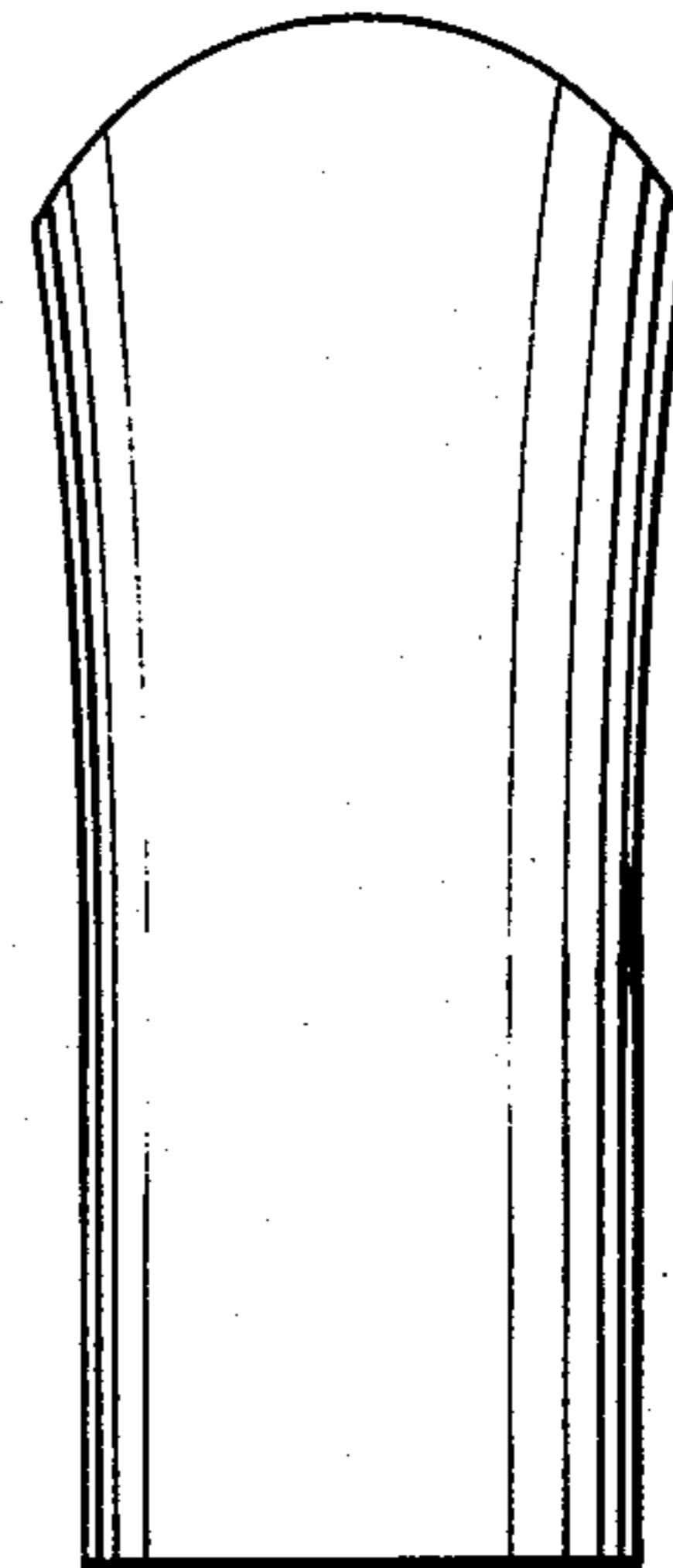


FIG. 5




FIG. 6

