

[54] PRESSURE REGULATOR

[75] Inventor: Bishnu P. Datta, Florence, S.C.

[73] Assignee: L-TEC Company, Florence, S.C.

[**] Term: 14 Years

[21] Appl. No.: 686,694

[22] Filed: Dec. 27, 1984

[52] U.S. Cl. D23/21; D10/85

[58] Field of Search D23/21; D10/85, 86;
137/505.41, 505.42, 557

[56] References Cited

U.S. PATENT DOCUMENTS

- D. 153,063 3/1949 Hammon D23/21
- D. 153,064 3/1949 Hammon D23/21
- D. 153,639 5/1949 Rupley D10/85
- D. 233,569 11/1974 Miller D23/21

- D. 255,225 6/1980 Lewis D10/85 X
- D. 259,734 6/1981 Cerrato D23/21
- D. 288,469 2/1987 Pryor D23/21
- 2,747,607 5/1956 Matasovic 137/505.42
- 3,547,143 12/1970 Mills, Jr. 137/505.42 X
- 3,911,978 10/1975 Collins, Jr. et al. 137/505.42

Primary Examiner—James R. Largen
Attorney, Agent, or Firm—Bell, Seltzer, Park & Gibson

[57] CLAIM

The ornamental design for a pressure regulator, as shown and described.

DESCRIPTION

FIG. 1 is a perspective view taken from the top, front and left side of a pressure regulator showing my new design;

FIG. 2 is a left side elevational view thereof; and

FIG. 3 is a perspective view taken from the top, rear and right side thereof.

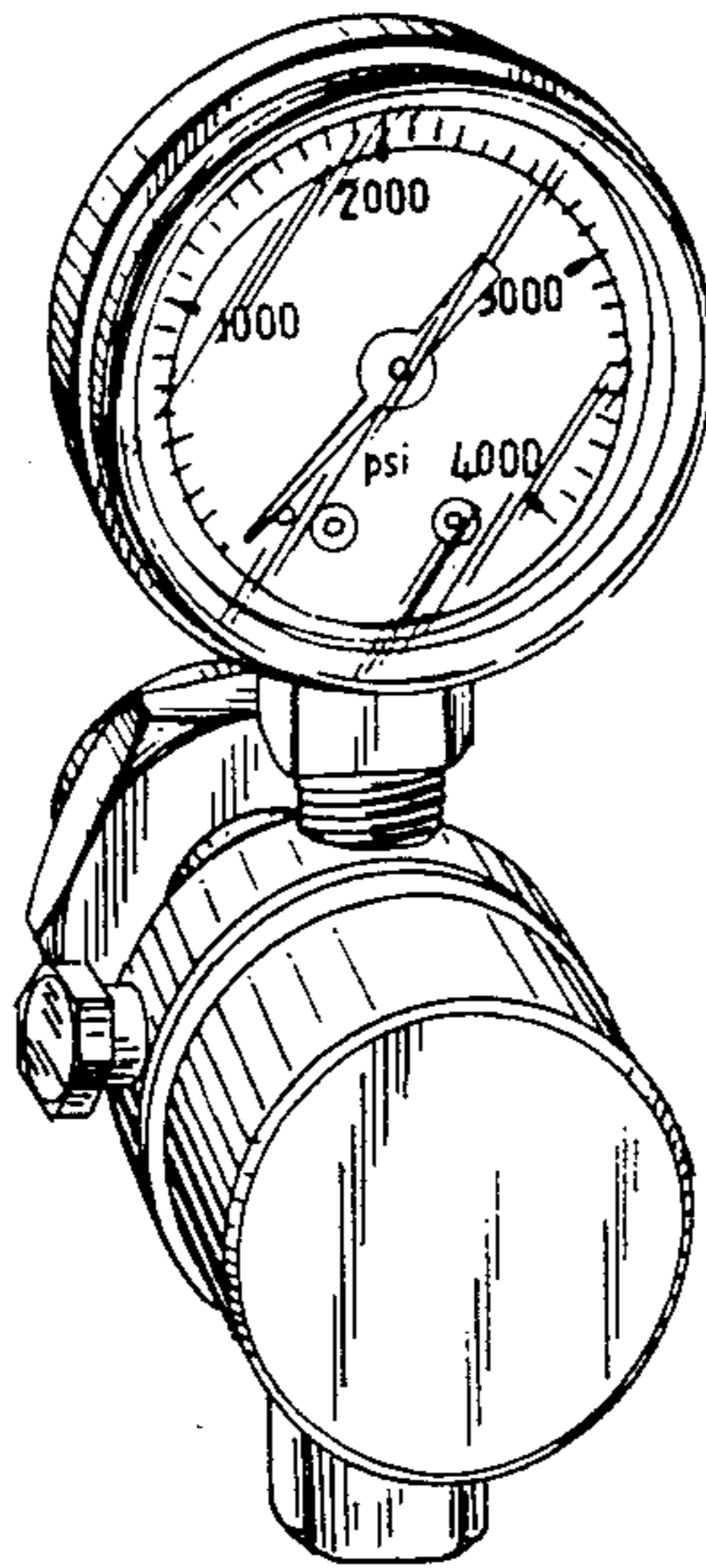


FIG. 1

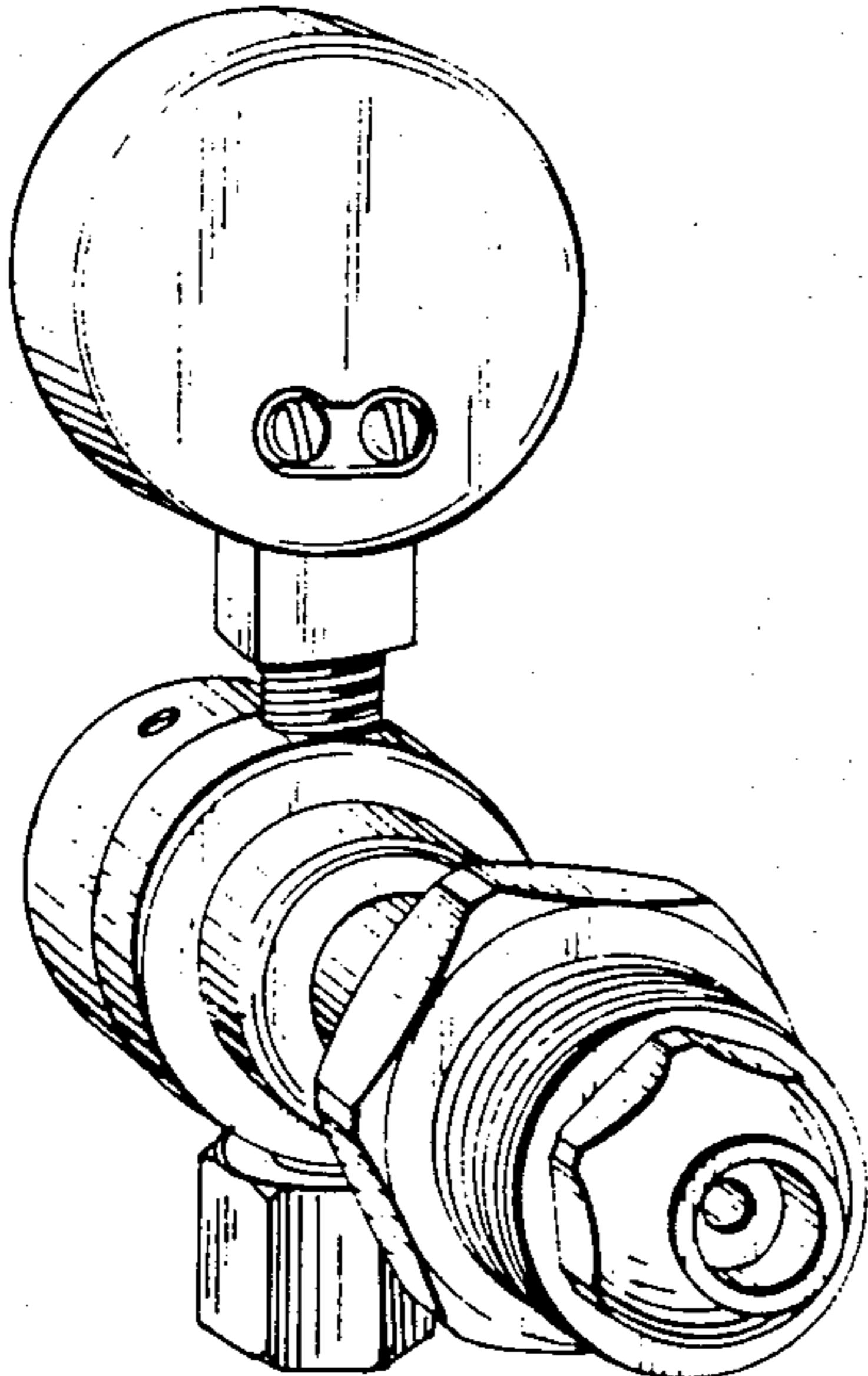
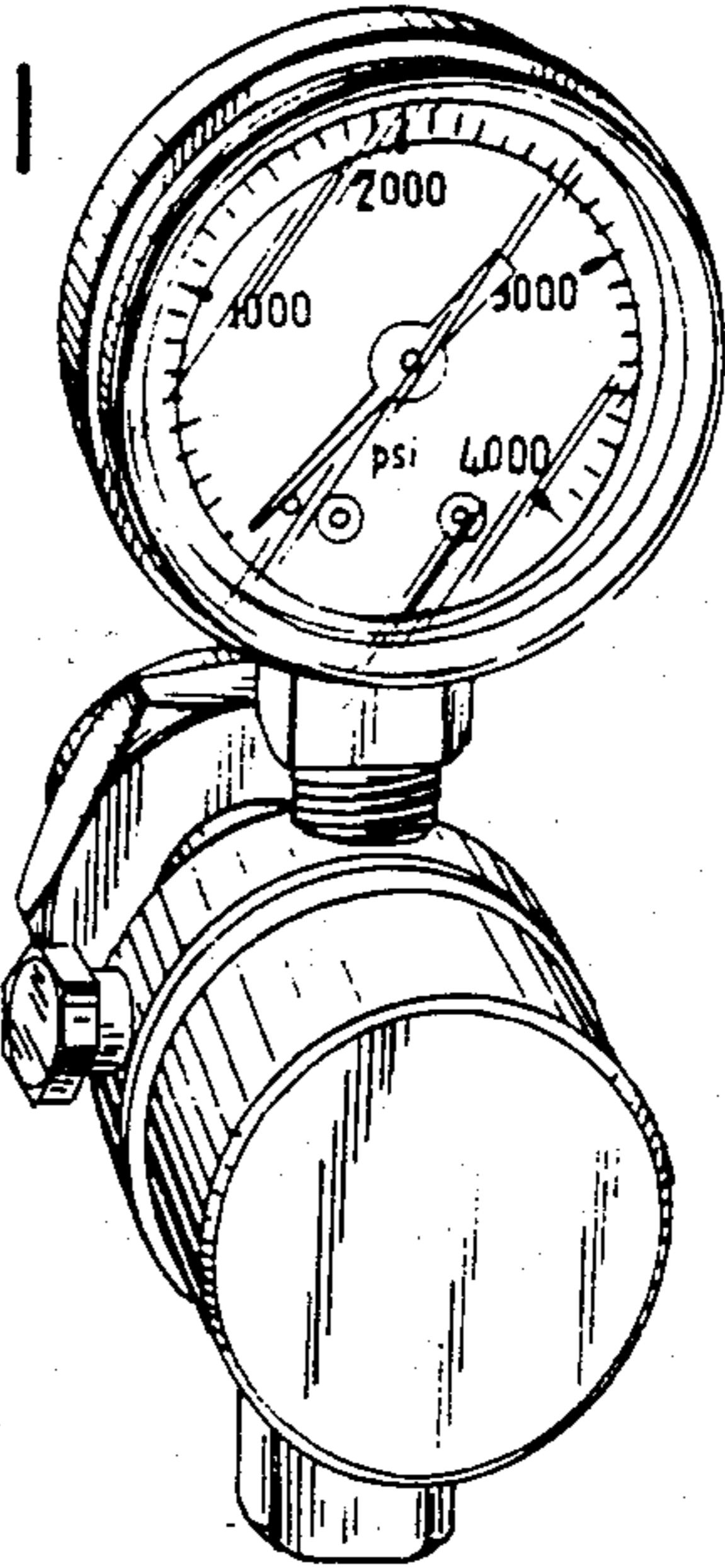


FIG. 3

FIG. 2

