

United States Patent [19]

Watanabe

[11] Patent Number: **Des. 291,199**

[45] Date of Patent: **** Aug. 4, 1987**

[54] **HANDSET FOR MOBILE TELEPHONE**

[75] Inventor: **Katsuhito Watanabe, Warabe, Japan**

[73] Assignee: **Oki America, Inc., Hackensack, N.J.**

[**] Term: **14 Years**

[21] Appl. No.: **782,117**

[22] Filed: **Sep. 30, 1985**

[52] U.S. Cl. **D14/64; D14/63; D14/53**

[58] Field of Search **D14/53, 63, 64; 179/179, 2 EA, 103, 102, 100 R, 101**

[56] **References Cited**

U.S. PATENT DOCUMENTS

D. 247,491	3/1978	Fukushima et al.	D14/56
D. 263,045	2/1982	Janda et al.	D14/53
D. 266,561	10/1982	Bee et al.	D14/63
D. 271,393	11/1983	Carr	D14/63
D. 271,491	11/1983	Taylor	D14/95 X
D. 285,789	9/1986	Karlin	D14/65 X
4,122,304	10/1978	Mallien, II	179/2 EA X

FOREIGN PATENT DOCUMENTS

1185777 3/1970 United Kingdom 179/103
603232 6/1983 Japan D14/53 X


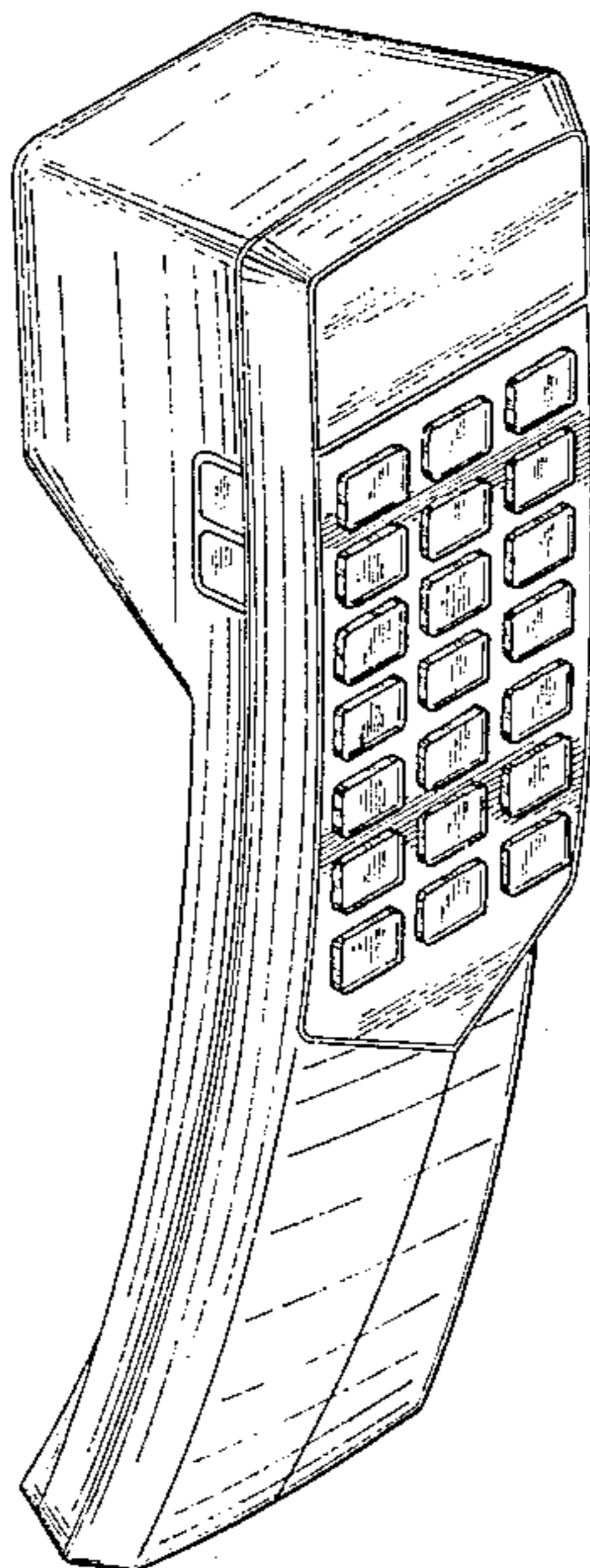
Primary Examiner—Wallace R. Burke
Assistant Examiner—Horace B. Fay
Attorney, Agent, or Firm—Oltman and Flynn

[57] **CLAIM**

The ornamental design for a handset for mobile telephone, as shown and described.

DESCRIPTION

FIG. 1 is a front elevational view of a handset for a mobile telephone showing my new design; FIG. 2 is a rear elevational view thereof; FIG. 3 is a left side elevational view thereof; FIG. 4 is a top plan view thereof; FIG. 5 is a bottom plan view thereof; FIG. 6 is a right side elevational view thereof; and FIG. 7 is a left side, top and front perspective view thereof.



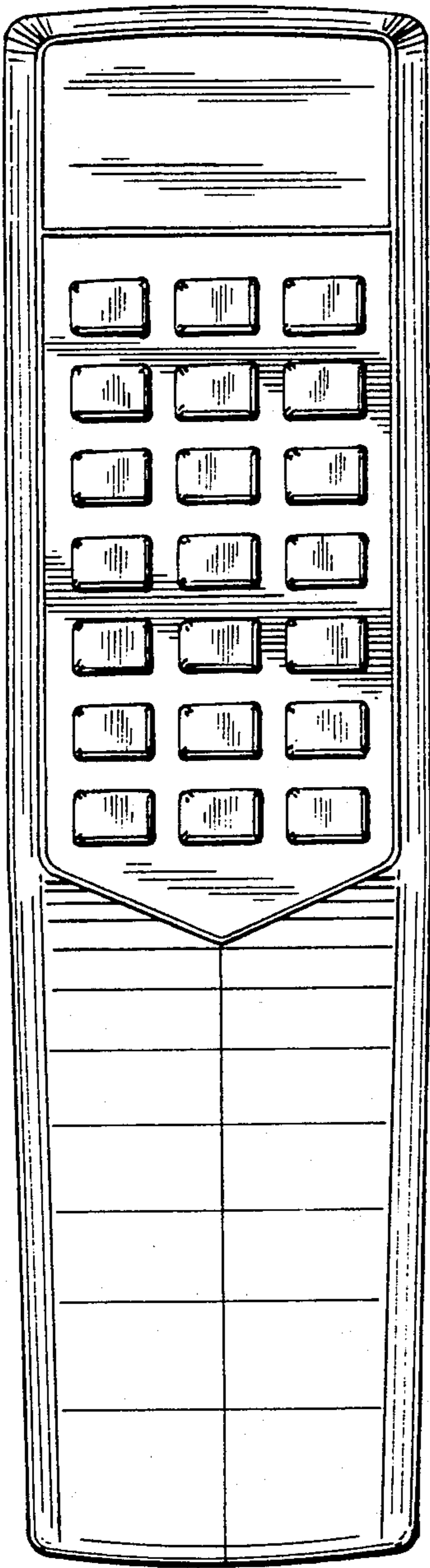


FIG. 1



FIG. 3




FIG. 2

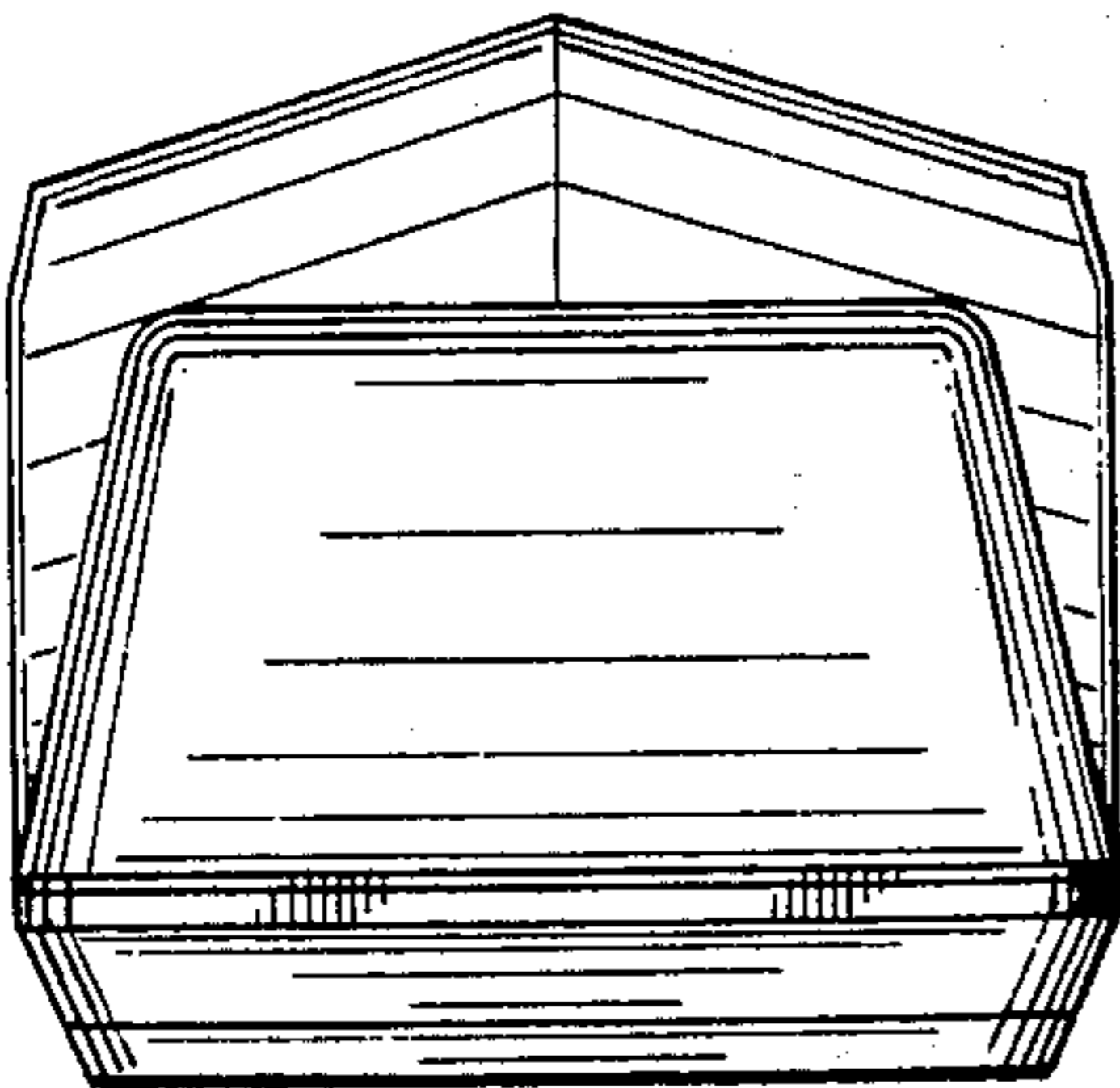


FIG. 4

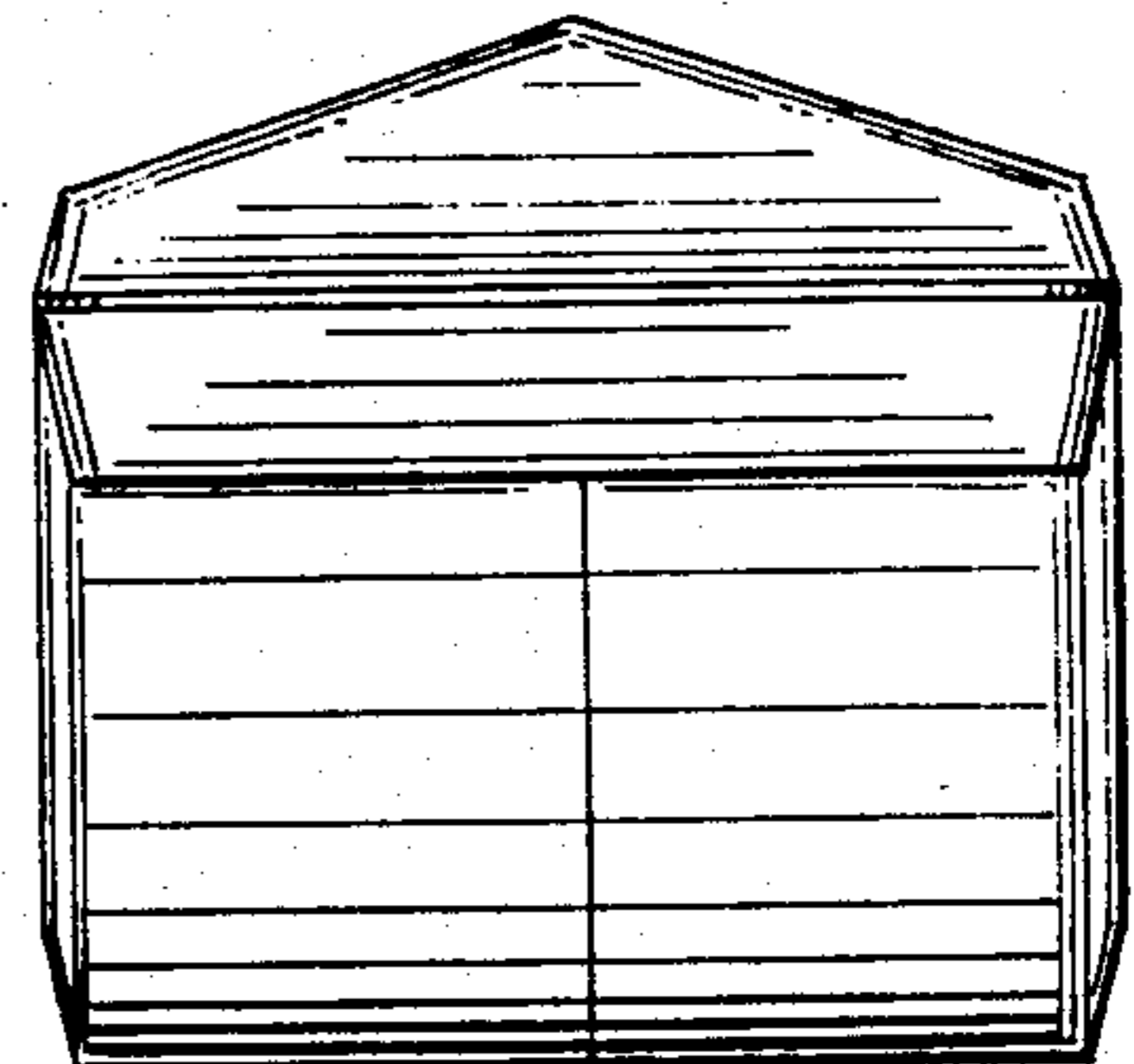


FIG. 5



FIG. 6

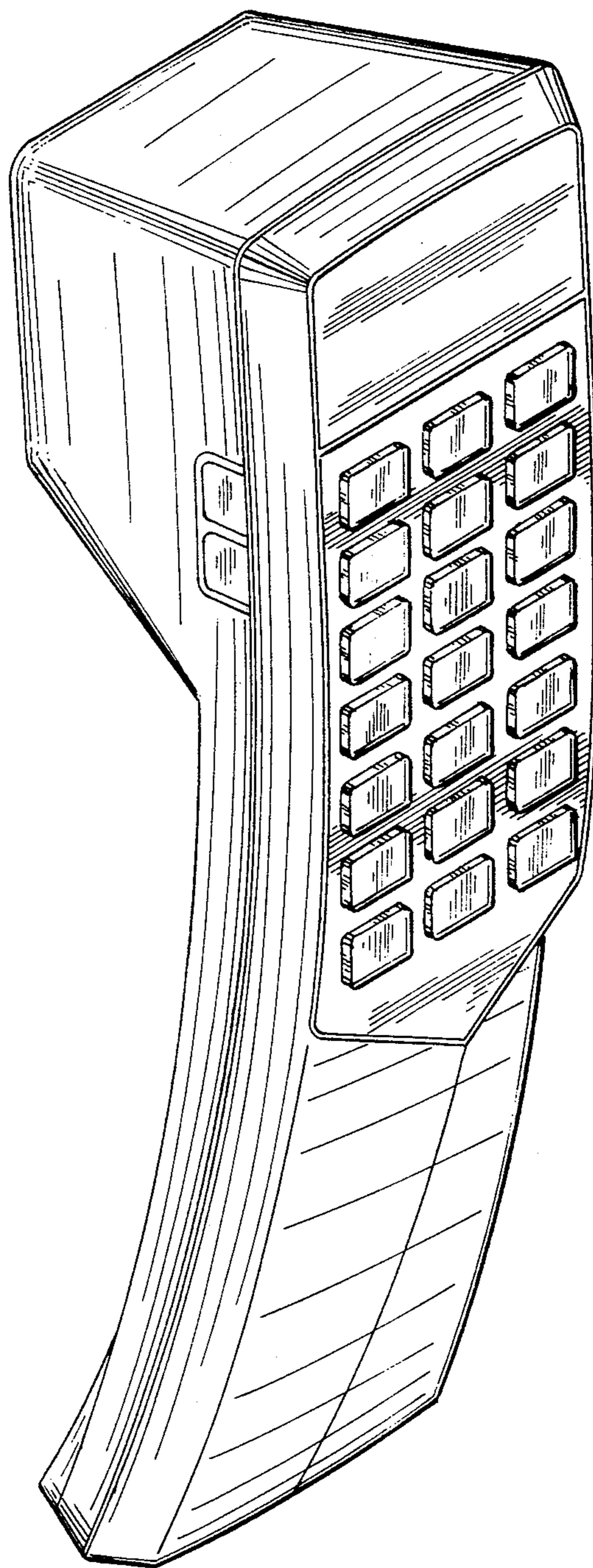


FIG. 7