

[54] **SPRAY GUN**

[75] **Inventor: Horst Bauer, Frankenthal, Fed. Rep. of Germany**

[73] **Assignee: Carl Platz GmbH, Frankenthal, Fed. Rep. of Germany**

[\*\*] **Term: 14 Years**

[21] **Appl. No.: 692,783**

[22] **Filed: Jan. 17, 1985**

[30] **Foreign Application Priority Data**

Jul. 20, 1984 [DE] Fed. Rep. of Germany ..... 1055

[52] **U.S. Cl. .... D23/17; D32/25**

[58] **Field of Search ..... D32/17, 25, 32-33; 180/131; 15/319-322, 257 A, 257 B, 257.05, 415 R, 415 A, 416-419, 421-422, 395, 400, 300.00 A, 339-340, 346, 351; D23/17-18; D8/2; 239/DIG. 14, DIG. 19, 597, 599, 601-602**

[56] **References Cited**

**U.S. PATENT DOCUMENTS**

D. 231,783	6/1974	Morehouse et al. ....	D23/18
D. 270,368	8/1983	Grime .....	D23/18
3,650,479	3/1972	Liedberg .....	239/DIG. 14
3,731,145	5/1973	Senay .....	239/DIG. 14
3,931,959	1/1976	Truman .....	239/599

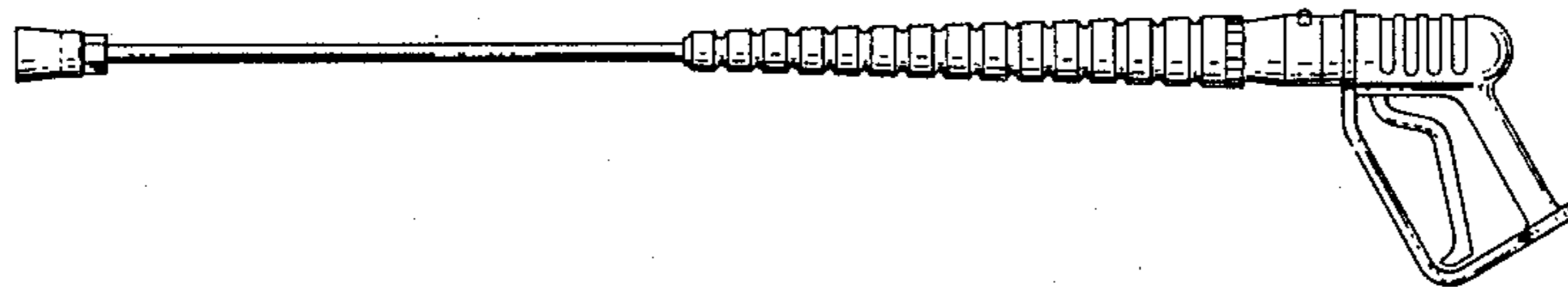
*Primary Examiner*—Wallace R. Burke  
*Assistant Examiner*—Ruth E. Takemoto  
*Attorney, Agent, or Firm*—Kinzer, Plyer, Dorn & McEachran

[57] **CLAIM**

The ornamental design for a spray gun, substantially as shown.

**DESCRIPTION**

FIG. 1 is a side elevational view of a spray gun showing my new design, the opposite side being a mirror image; FIG. 2 is a top plan view thereof; FIG. 3 is a bottom plan view thereof; FIG. 4 is a front elevational view thereof; and FIG. 5 is a rear elevational view thereof.



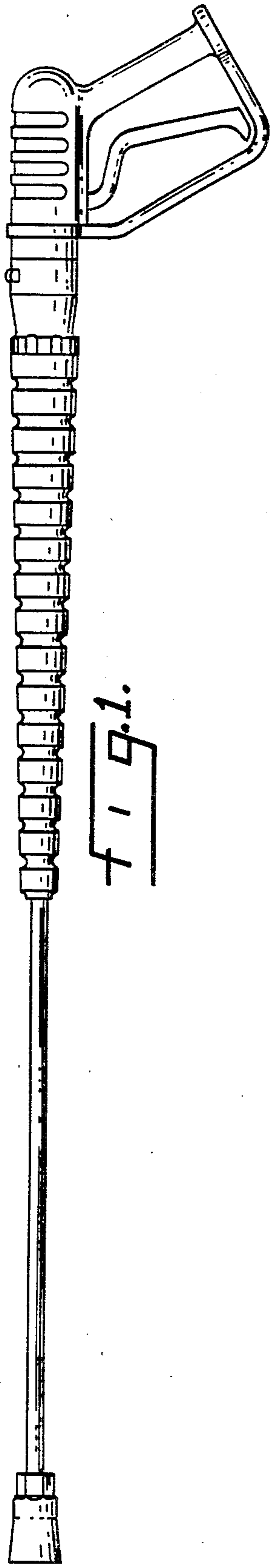


FIG. 1.



FIG. 2.

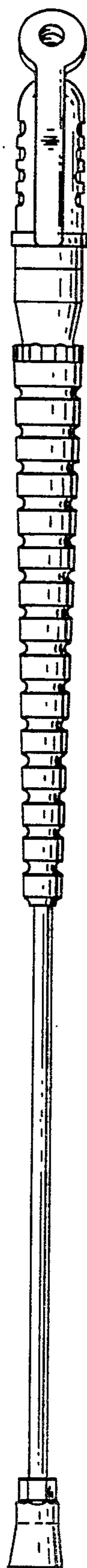


FIG. 3.

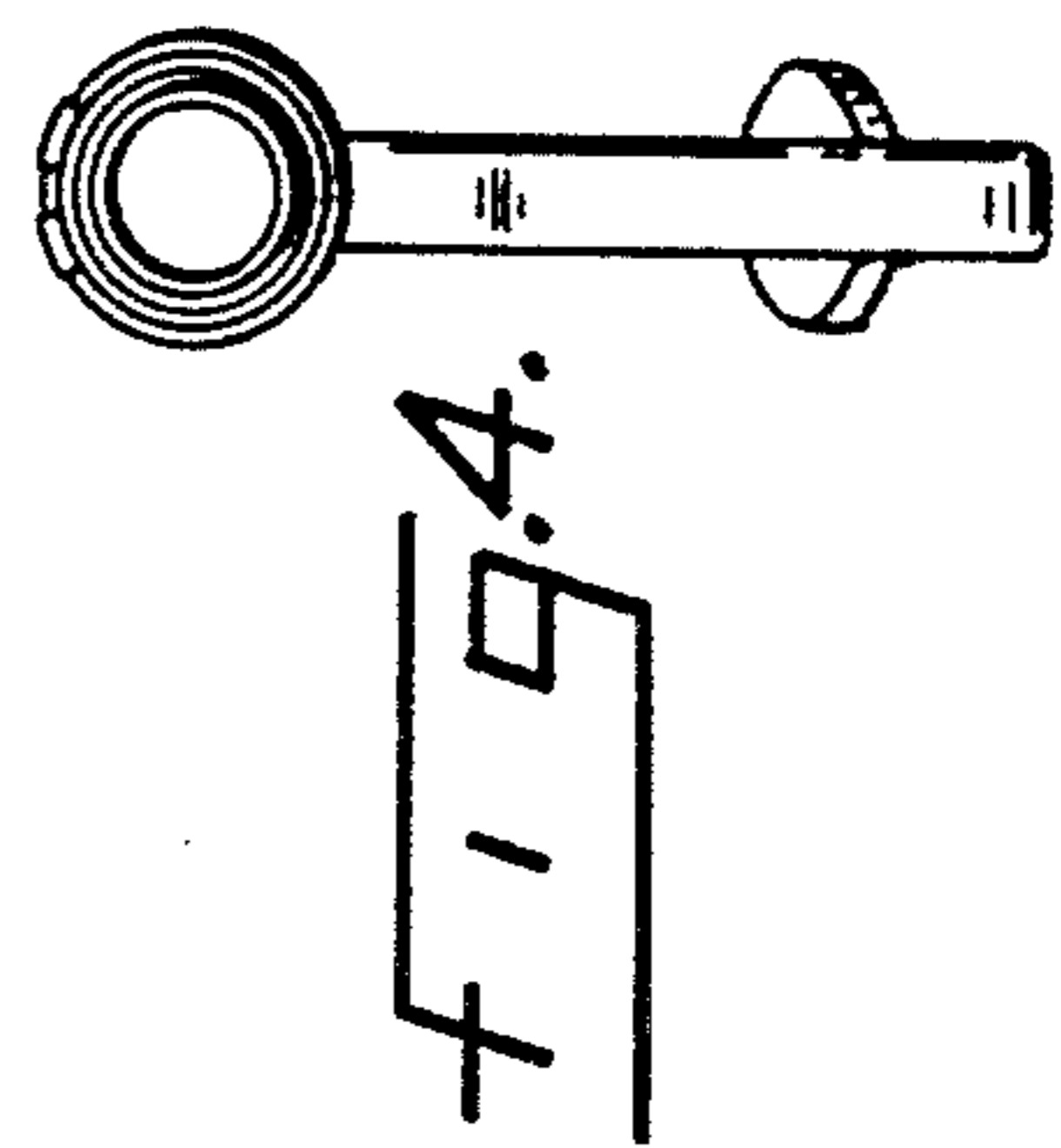


FIG. 4.




FIG. 5.