

[54] TELEPHONE HANDSET

[75] Inventor: Charles B. Davidson, Croton-on-Hudson, N.Y.

[73] Assignee: AT&T Technologies, Inc. American Telephone & Telegraph Co., Murray Hill, N.J.

[**] Term: 14 Years

[21] Appl. No.: 722,540

[22] Filed: Apr. 12, 1985

[52] U.S. Cl. D14/63; 379/440

[58] Field of Search D14/52, 53, 63, 64; 179/179, 100 R, 100 D, 100 C, 100 L, 101, 103

[56] References Cited

U.S. PATENT DOCUMENTS

- D. 154,487 7/1949 Hose D14/53
- D. 190,810 7/1961 Dreyfuss et al. D14/64
- D. 193,662 9/1962 Hagelbarger D14/64
- 193,663 9/1962 Hagelbarger D14/64
- D. 196,921 11/1963 Mattke D14/64
- D. 207,490 4/1967 Zanuso et al. D14/53
- 210,775 4/1968 Dreyfuss D14/63
- D. 211,362 6/1968 Janda D14/53
- 215,664 10/1969 Dreyfuss D14/53
- D. 218,172 7/1970 Lawrence D14/63
- D. 244,142 4/1977 Bliven D14/53

- D. 244,389 5/1977 Klepa D14/53
- D. 248,234 6/1978 Genaro et al. D14/53
- 257,977 1/1981 Blomberg D14/53
- 259,260 5/1981 Blomberg D14/53
- 271,393 11/1983 Carr D14/63
- 273,677 5/1984 Martinsen D14/65
- D. 280,816 10/1985 Aldrich et al. D14/63
- D. 281,687 12/1985 Sakow D14/63 X
- D. 284,858 7/1986 Kao D14/64 X
- D. 285,790 9/1986 Harrison et al. D14/64 X
- 3,584,157 6/1971 Prescott 179/155 X

Primary Examiner—Wallace R. Burke

Assistant Examiner—Horace B. Fay

Attorney, Agent, or Firm—Harry L. Newman

[57] CLAIM

The ornamental design for a telephone handset, substantially as shown and described.

DESCRIPTION

FIG. 1 is a top plan view showing our new design for a telephone handset;
 FIG. 2 is a bottom plan view thereof;
 FIG. 3 is a side elevation view thereof, the opposite side being essentially a mirror image of the side shown;
 FIG. 4 is an end elevational view thereof looking toward the left of FIG. 3; and
 FIG. 5 is an end elevational view thereof looking toward the right of FIG. 3.

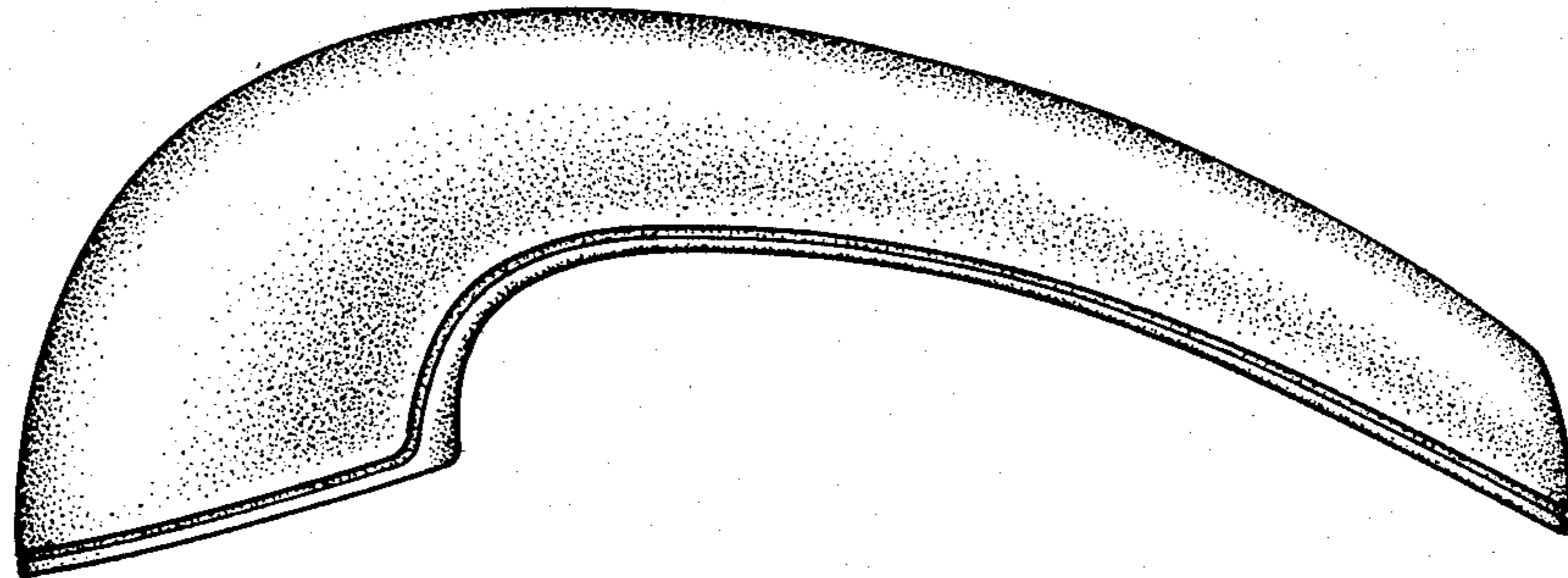



FIG. 1




FIG. 2




FIG. 3

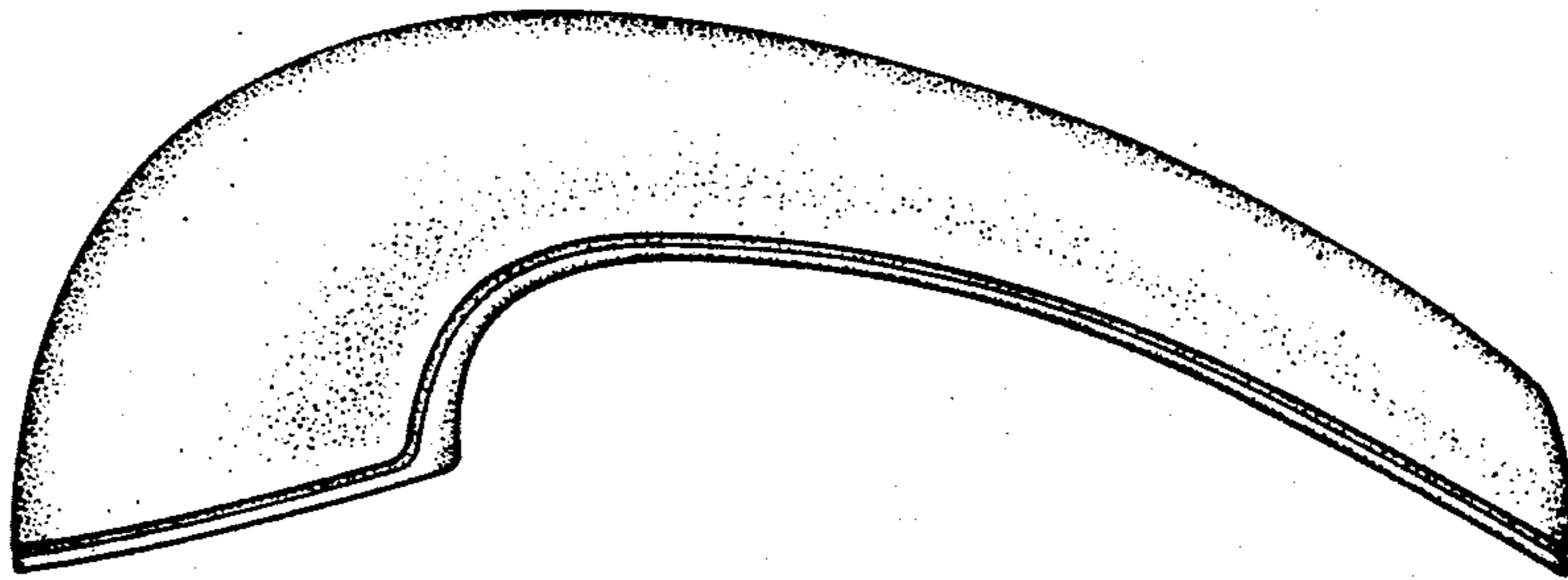


FIG. 4




FIG. 5

