

[54] **TIMER**
 [75] Inventor: **Kenneth R. Fenne, Glen Ellyn, Ill.**
 [73] Assignee: **Pittway Corporation, Aurora, Ill.**
 [**] Term: **14 Years**
 [21] Appl. No.: **710,401**
 [22] Filed: **Mar. 11, 1985**
 [52] U.S. Cl. **D10/40**
 [58] Field of Search **D10/30, 40, 75, 78,**
 D10/57, 60, 102, 103; 307/97, 117, 132 E,
 141.4; 200/33 R, 35 R, 38 R, 38 D, 38 FB;
 368/107-113

4,349,748 9/1982 Goldstein et al. .
 4,354,120 10/1982 Schornack .
 4,382,688 5/1983 Machamer .
 4,494,012 1/1985 Coker .

FOREIGN PATENT DOCUMENTS

3223313 6/1982 Fed. Rep. of Germany 368/111

OTHER PUBLICATIONS

European Jeweler-5/75-p. 72-Timer at top.
European Jeweler-9/77-p. 122-Timer at top.
 Flyer on Security Switch by Diablo Technologies, Inc.
 Primary Examiner—Nelson C. Holtje
 Attorney, Agent, or Firm—Emrich & Dithmar

[56] **References Cited**
U.S. PATENT DOCUMENTS

D. 199,252 9/1964 Murphy D10/40 X
 D. 246,159 10/1977 Podall .
 D. 256,336 8/1980 Odom et al. .
 D. 265,553 7/1982 Joss et al. .
 D. 278,415 4/1985 Fenne .
 D. 282,826 3/1986 Hoogner D10/40
 D. 282,827 3/1986 Hoogner D10/40
 D. 285,419 9/1986 Schwartz D10/40
 3,215,999 11/1965 Dawson 200/33 R X
 3,249,931 3/1966 Leitton 200/33 R X
 3,949,241 4/1976 Maute .
 3,989,913 11/1976 Lundquist 200/35 R
 4,259,618 3/1981 Nilsson .

[57] **CLAIM**
 The ornamental design for a timer as shown and described.

DESCRIPTION

FIG. 1 is a front elevational view of a timer showing my new design;
 FIG. 2 is a bottom plan view thereof;
 FIG. 3 is a left side elevational view thereof;
 FIG. 4 is a right side elevational view thereof;
 FIG. 5 is a rear elevational view thereof;
 FIG. 6 is a top plan view thereof; and
 FIG. 7 is a front elevational view thereof with the cover in the open position.

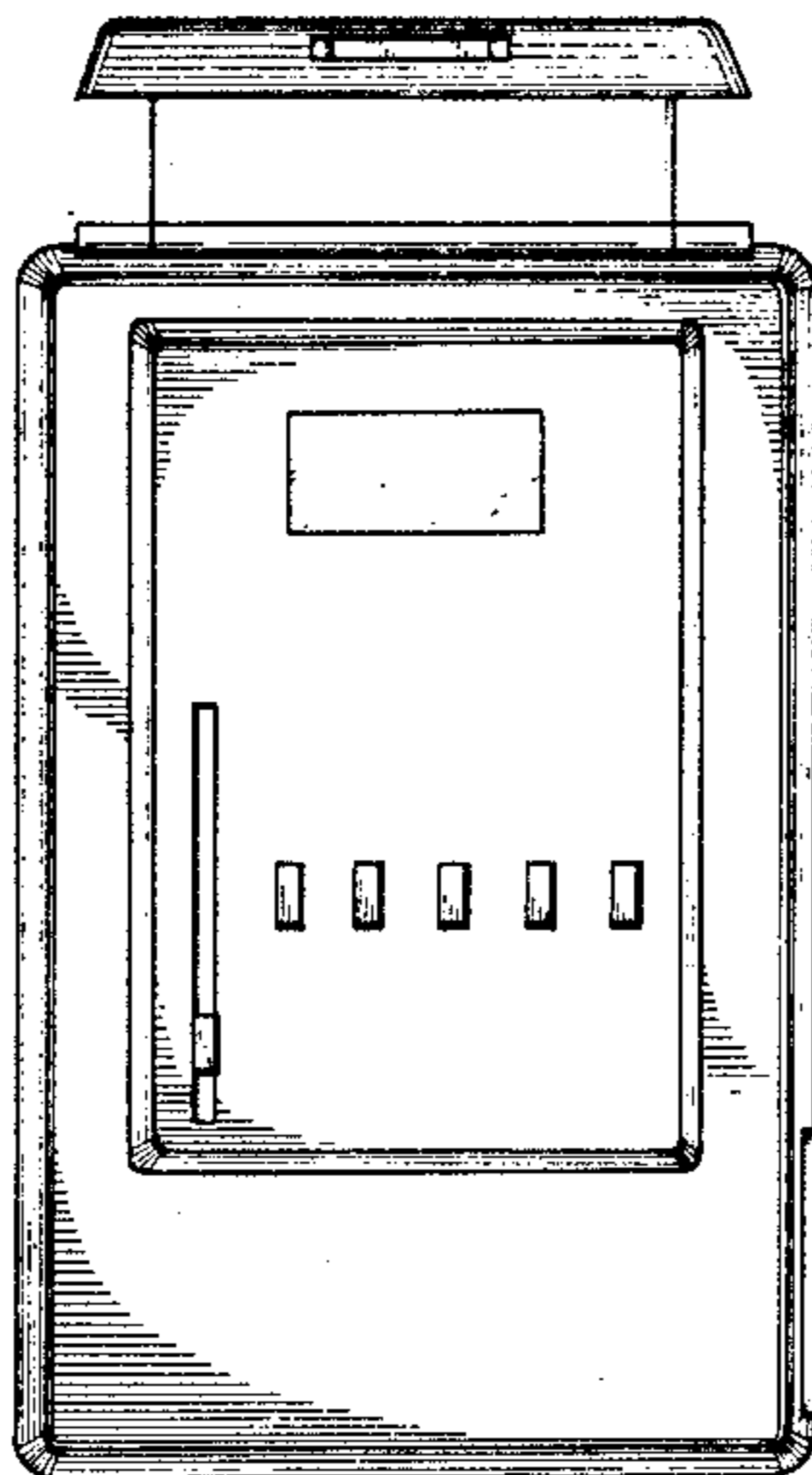


Fig 1

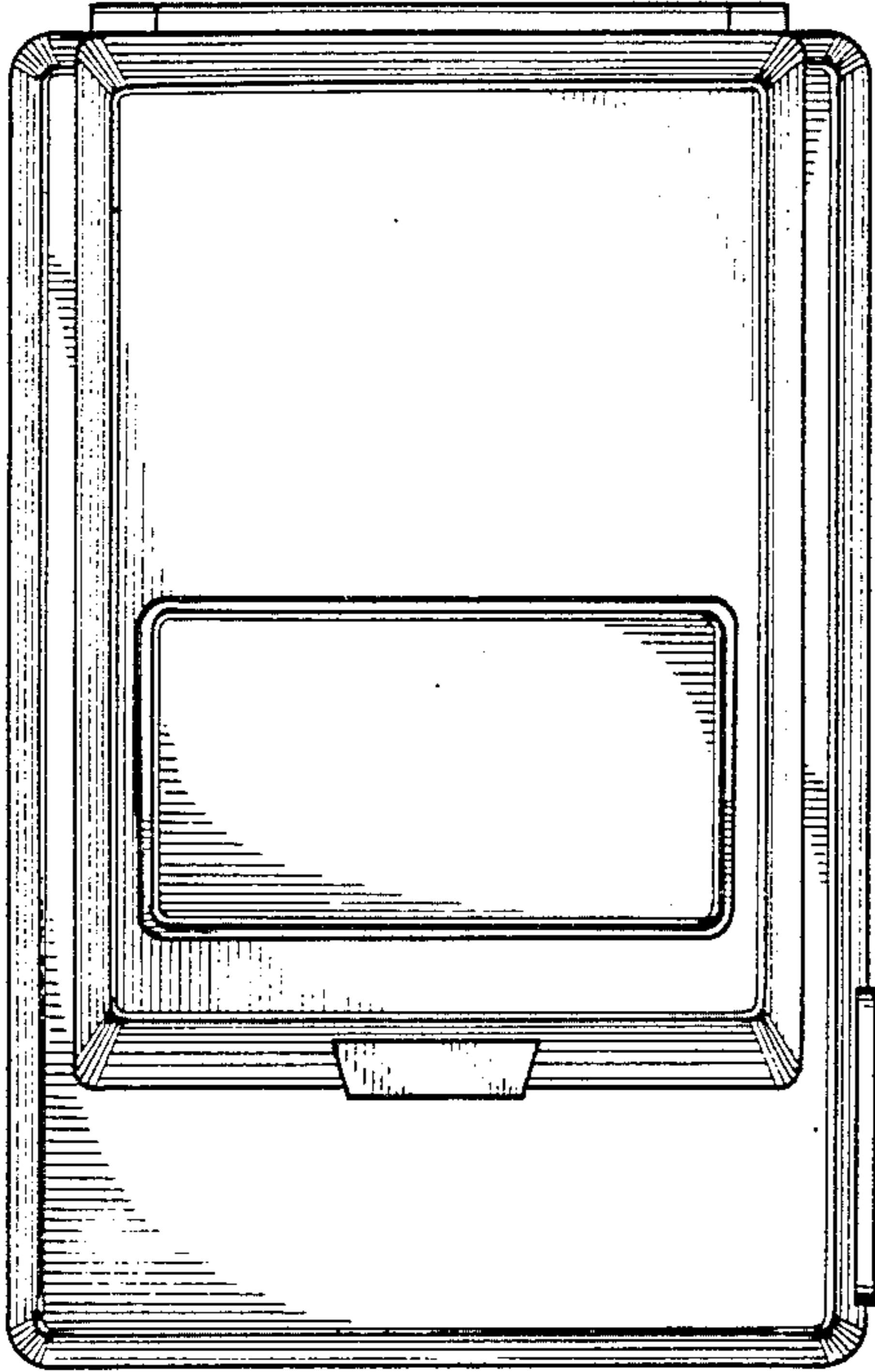


Fig 7

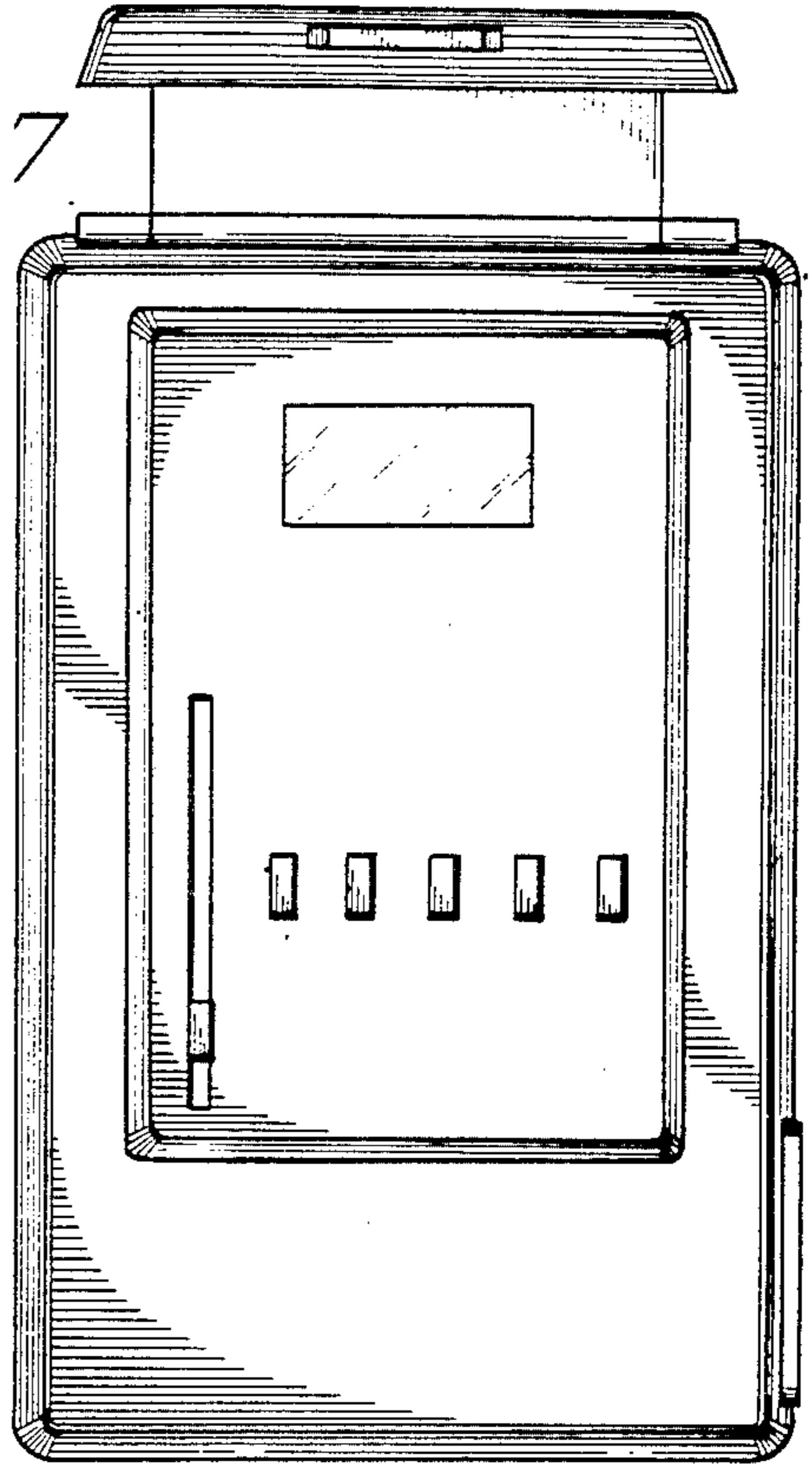


Fig 2




Fig 6




Fig 3




Fig 4




Fig 5

