

[54] **SPORTS TIMER**

[75] Inventors: **Charles Jones, Hope; James L. Murphy; Kenneth Burks**, both of Little Rock, all of Ark.

[73] Assignee: **Sports Timer, Inc.**, North Little Rock, Ark.

[\*\*] Term: **14 Years**

[21] Appl. No.: **689,775**

[22] Filed: **Jan. 8, 1985**

[52] U.S. Cl. .... **D10/30; D10/40; D10/78**

[58] Field of Search ..... **D10/30, 40; 368/109, 368/97-98, 107-113**

[56] **References Cited**

**U.S. PATENT DOCUMENTS**

D. 249,776	10/1978	Almosnino	.....	D10/30
D. 251,057	2/1979	Rudin	.....	D10/30
3,719,037	3/1973	Williams	.....	368/101
4,075,829	2/1978	Goff	.....	368/110 X

**FOREIGN PATENT DOCUMENTS**

3223313 12/1983 Fed. Rep. of Germany ..... 368/111

**OTHER PUBLICATIONS**

*Sporting Goods Dealer*-7/77-p. 133-Stopwatch at bottom.

*Sporting Goods Dealer*-9/77-p. 215-Stopwatch at top.

*European Jeweler*-9/77-p. 122-Stopwatch at top.

*Hong Kong Enterprise*-1/84-p. 106-Stopwatches at top-left and bottom-right.

*Primary Examiner*-Nelson C. Holtje

*Attorney, Agent, or Firm*-Stephen D. Carver

[57] **CLAIM**

The ornamental design for a sports timer, as shown and described.

**DESCRIPTION**

FIG. 1 is a front elevational view of a sports timer showing our new design;

FIG. 2 is a rear elevational view thereof;

FIG. 3 is a right side elevational view thereof;

FIG. 4 is a left side elevational view thereof;

FIG. 5 is a top plan view thereof;

FIG. 6 is a bottom plan view thereof.

The strap partially shown in all figures is understood to be a complete loop of indeterminate length.

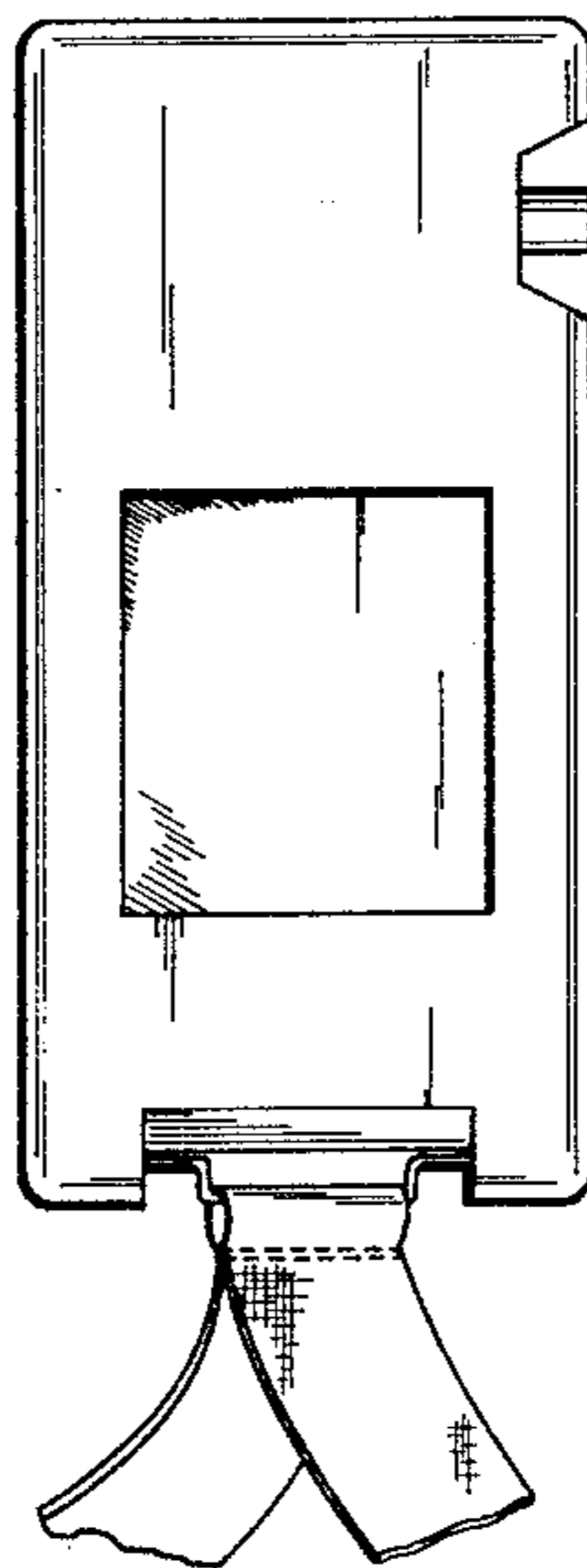


FIG. 1

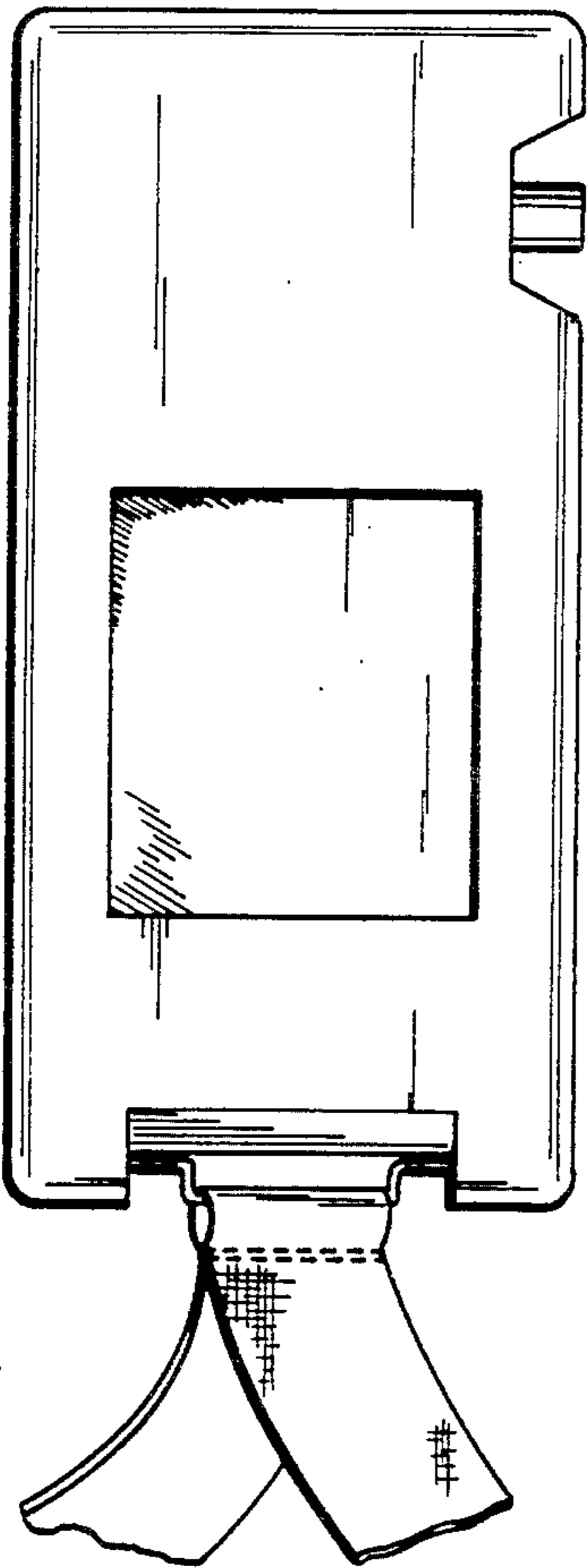


FIG. 2





FIG. 3




FIG. 4




FIG. 5

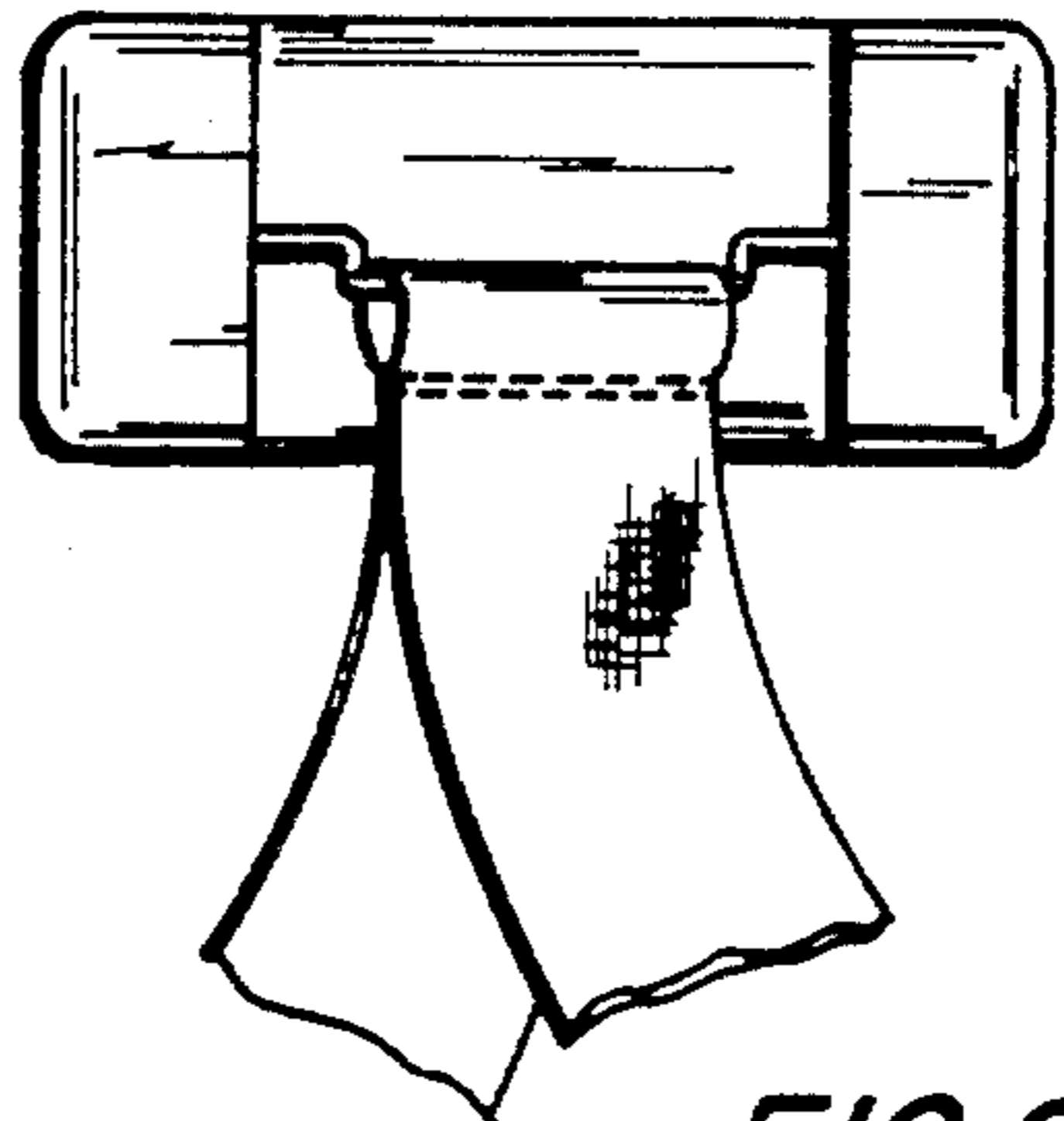


FIG. 6