

United States Patent [19]

Shiraishi

[11] Patent Number: **Des. 291,057**

[45] Date of Patent: **** Jul. 28, 1987**

[54] **PANEL FASTENER OR SIMILAR ARTICLE**

[75] Inventor: **Toshiyuki Shiraishi, Hiroshima, Japan**

[73] Assignee: **Nifco Inc., Yokohama, Japan**

[**] Term: **14 Years**

[21] Appl. No.: **769,848**

[22] Filed: **Aug. 26, 1985**

[30] **Foreign Application Priority Data**

Mar. 2, 1985 [JP] Japan 60-8258

[52] U.S. Cl. **D8/354; 174/138 D**

[58] Field of Search **D8/349, 354; D13/99, D13/74; 24/289, 291, 292, 297, 305, 326, 453, 590; 411/508, 509, 510, 554; 174/138 D; 248/73, 221.4, 221.3, 220.2; 361/412, 413; 403/352, 405.1, 167, 168**

[56] **References Cited**

U.S. PATENT DOCUMENTS

D. 268,090 3/1983 Shanklin D8/336 X
2,758,498 8/1956 Johnson 411/508
3,476,008 11/1969 Pearson et al. 411/508

3,621,751 11/1971 Fiorentino 24/453
3,665,800 5/1972 Ryder 411/508 X
4,422,222 12/1983 Notoya 411/508 X
4,505,611 3/1985 Nagashima et al. 403/405.1 X

FOREIGN PATENT DOCUMENTS

524892 5/1956 Canada 24/453
1211073 10/1959 France 411/508

Primary Examiner—Wallace R. Burke
Assistant Examiner—Horace B. Fay
Attorney, Agent, or Firm—Trexler, Bushnell, Giangiorgi & Blackstone, Ltd.

[57] **CLAIM**

The ornamental design for a panel fastener or similar article, as shown and described.

DESCRIPTION

FIG. 1 is a left side, top and front perspective view of a panel fastener or similar article showing my new design; FIG. 2 is a front elevational view thereof, the rear view being essentially a mirror image; FIG. 3 is a right side elevational view, the left side being essentially a mirror image; and FIGS. 4 and 5 are respectively top and bottom plan views thereof.

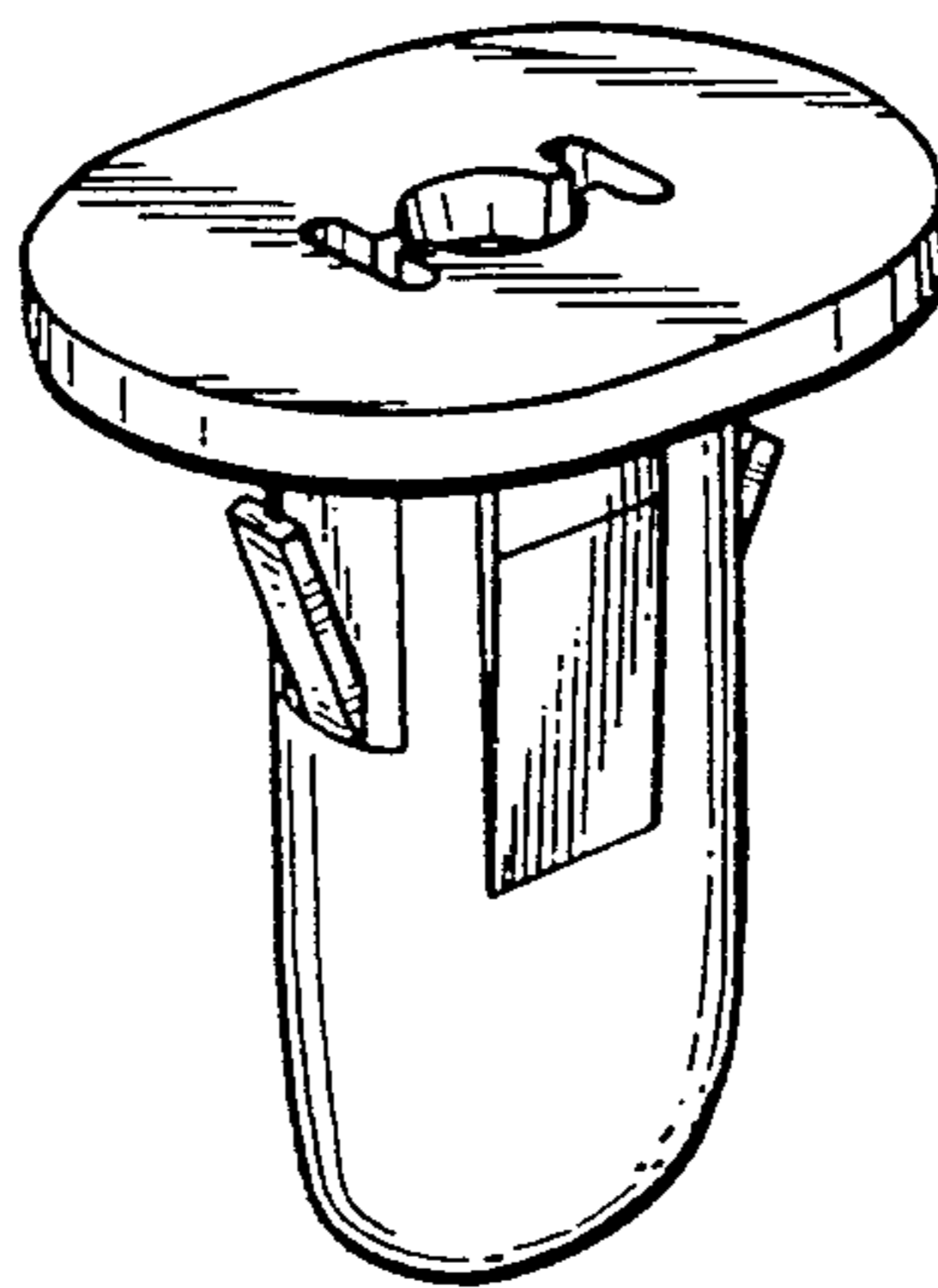


FIG. 1




FIG. 2

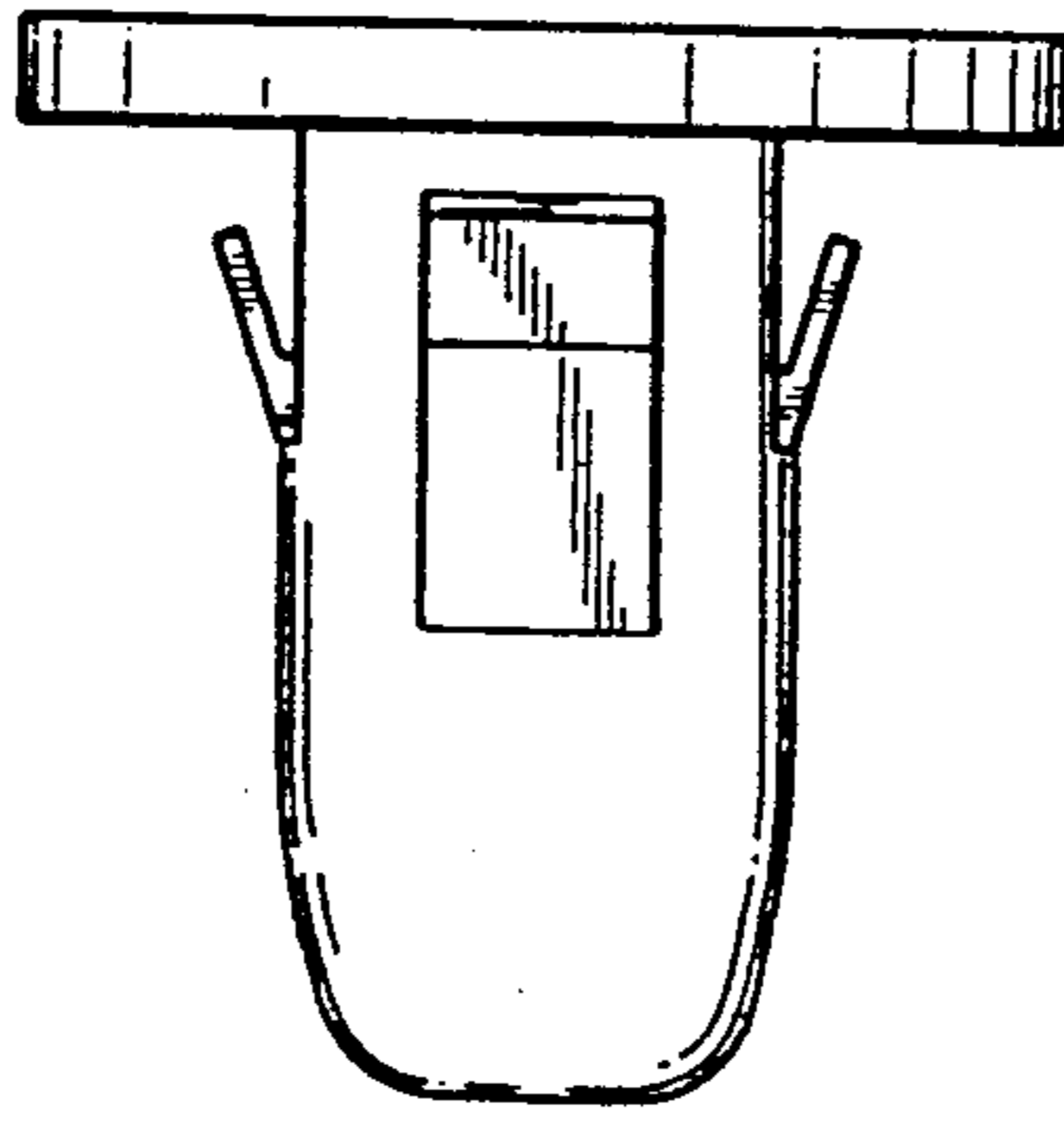


FIG. 3

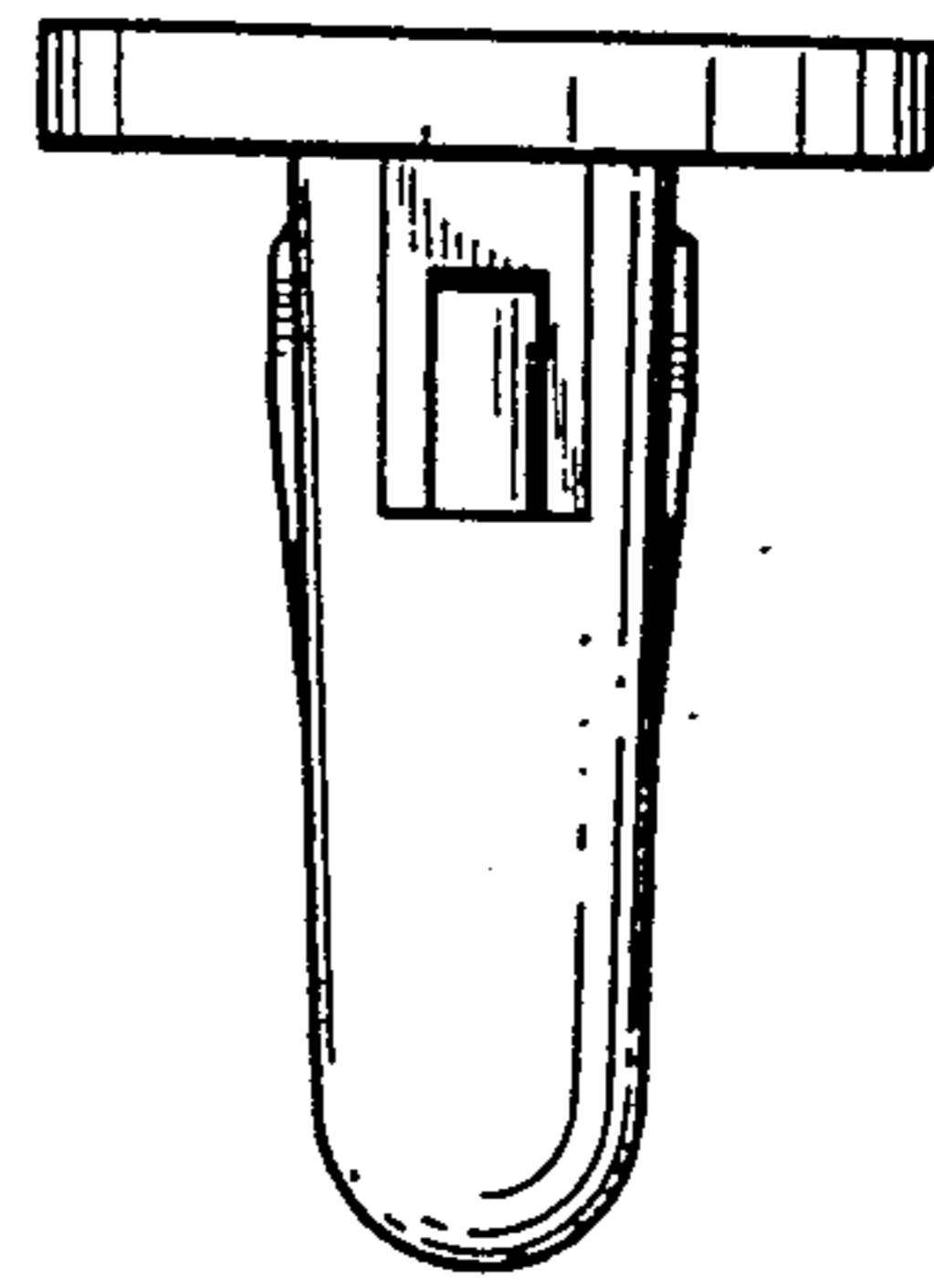


FIG. 4

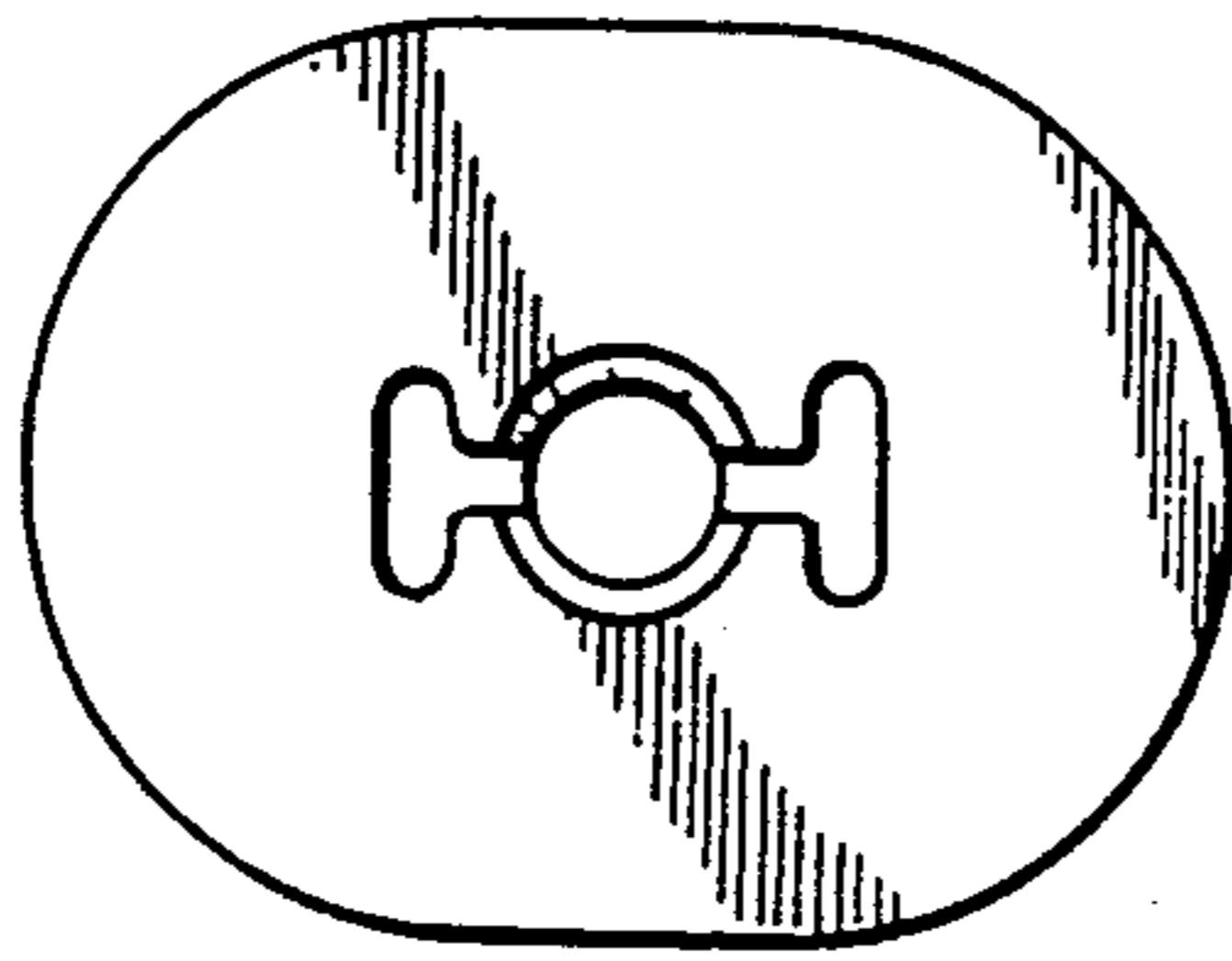


FIG. 5

