

[54] PANEL FASTENER OR SIMILAR ARTICLE

[75] Inventors: Kunihiro Fukuhara; Masayuki Naruse, both of Yokohama, Japan

[73] Assignee: Nifco Inc., Yokohama, Japan

[**] Term: 14 Years

[21] Appl. No.: 827,560

[22] Filed: Feb. 10, 1986

[52] U.S. Cl. D8/354; 174/138 D

[58] Field of Search D8/349, 354; D13/99, D13/24; 24/289, 297, 292, 291, 305, 326, 453, 590; 174/138 D; 248/73, 221.4, 221.3, 220.2; 403/405, 408; 361/412, 413; 411/453, 508, 509, 510, 590

[56] References Cited

U.S. PATENT DOCUMENTS

3,014,563	12/1961	Brалton	403/167
3,611,861	10/1971	Schulze	411/508
3,665,800	5/1972	Ryder	411/508 X
4,394,050	7/1983	Spooner	403/167 X
4,495,548	1/1985	Matsui	174/138 D X
4,505,611	3/1985	Nagashima et al.	403/405.1 X
4,579,478	4/1986	Takahashi et al.	403/405.1
4,629,356	12/1986	Hayashi	411/508 X

Primary Examiner—Wallace R. Burke

Assistant Examiner—Horace B. Fay
Attorney, Agent, or Firm—Trexler, Bushnell, Giangiorgi & Blackstone, Ltd.

[57] CLAIM

The ornamental design for a panel fastener or similar article, as shown and described.

DESCRIPTION

FIG. 1 is a top and left front perspective view of a panel fastener or similar article, showing our new design; FIG. 2 is a front elevational view thereof, the rear view being a mirror image; FIG. 3 is a top plan view thereof; FIG. 4 is a bottom plan view thereof; FIG. 5 is a side elevational view thereof, taken from the right of FIG. 2, the side opposite to it being essentially a mirror image thereof; FIG. 6 is a cross-sectional view taken in the direction of the arrows on line VI—VI of FIG. 2; FIG. 7 is a cross-sectional view taken in the direction of the arrows on line VII—VII of FIG. 2; FIG. 8 is a cross-sectional view taken in the direction of the arrows on line VIII—VIII of FIG. 2; and FIG. 9 is a front elevational view of the fastener in operative, assembled association use with fragmentary panel members, which form no part of the claimed design and are shown in broken lines for illustrative purposes only.

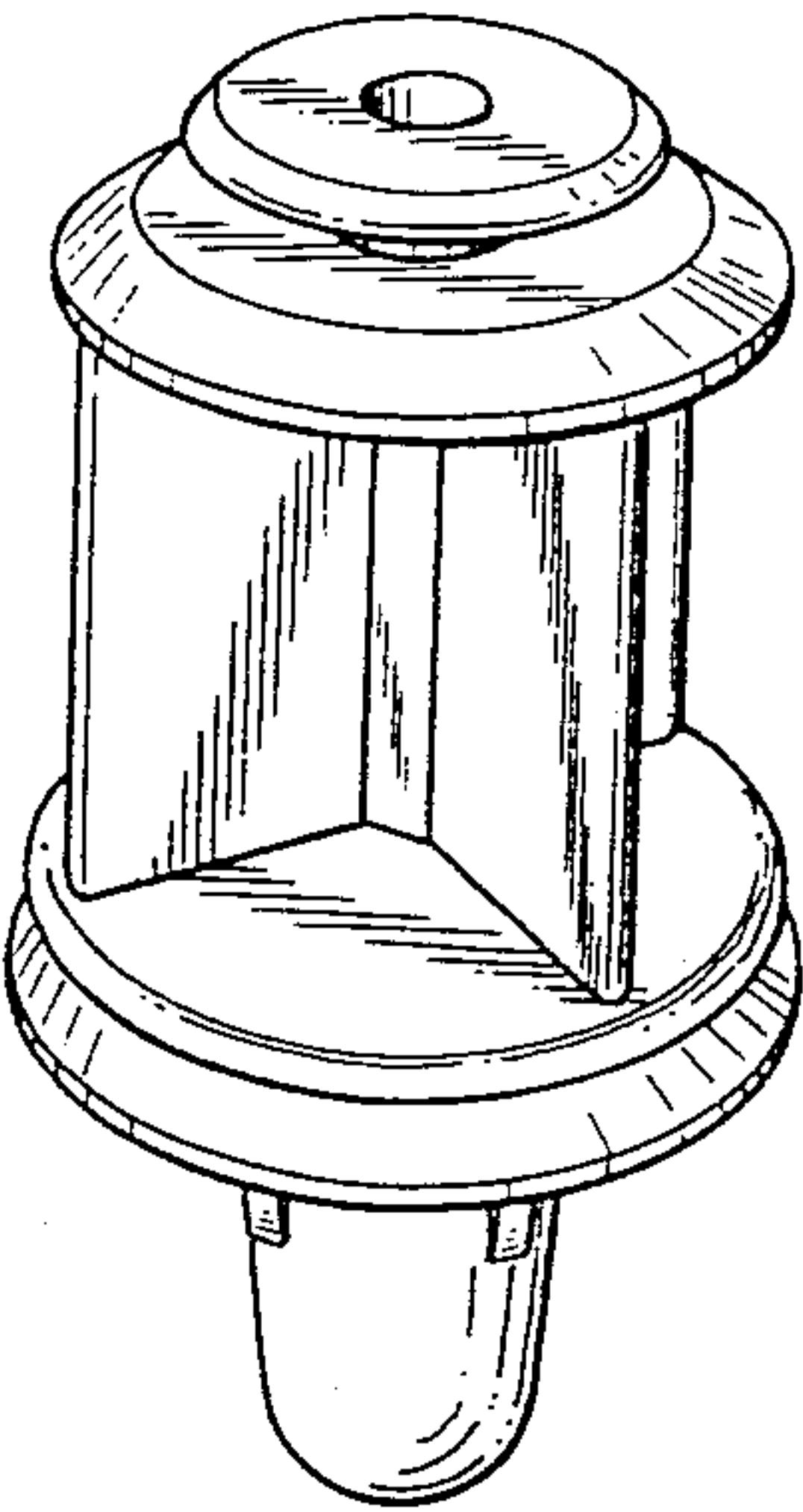


FIG. 1




FIG. 3

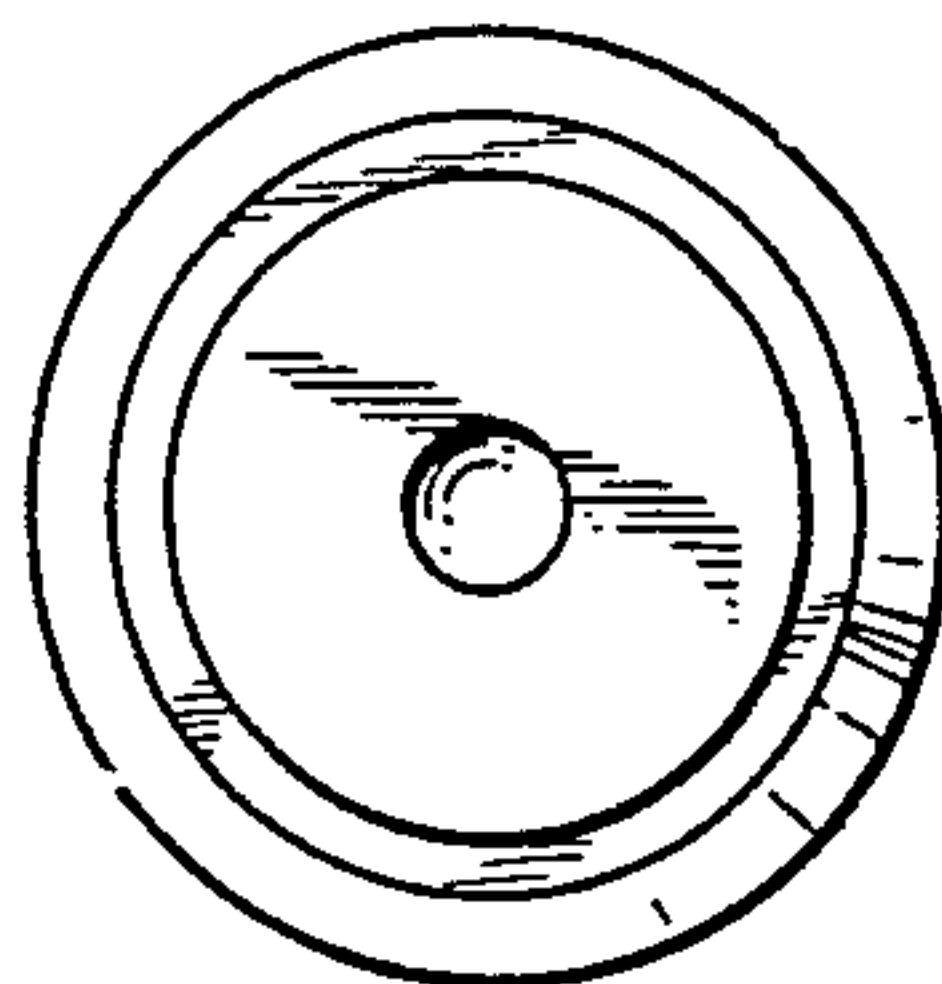


FIG. 4

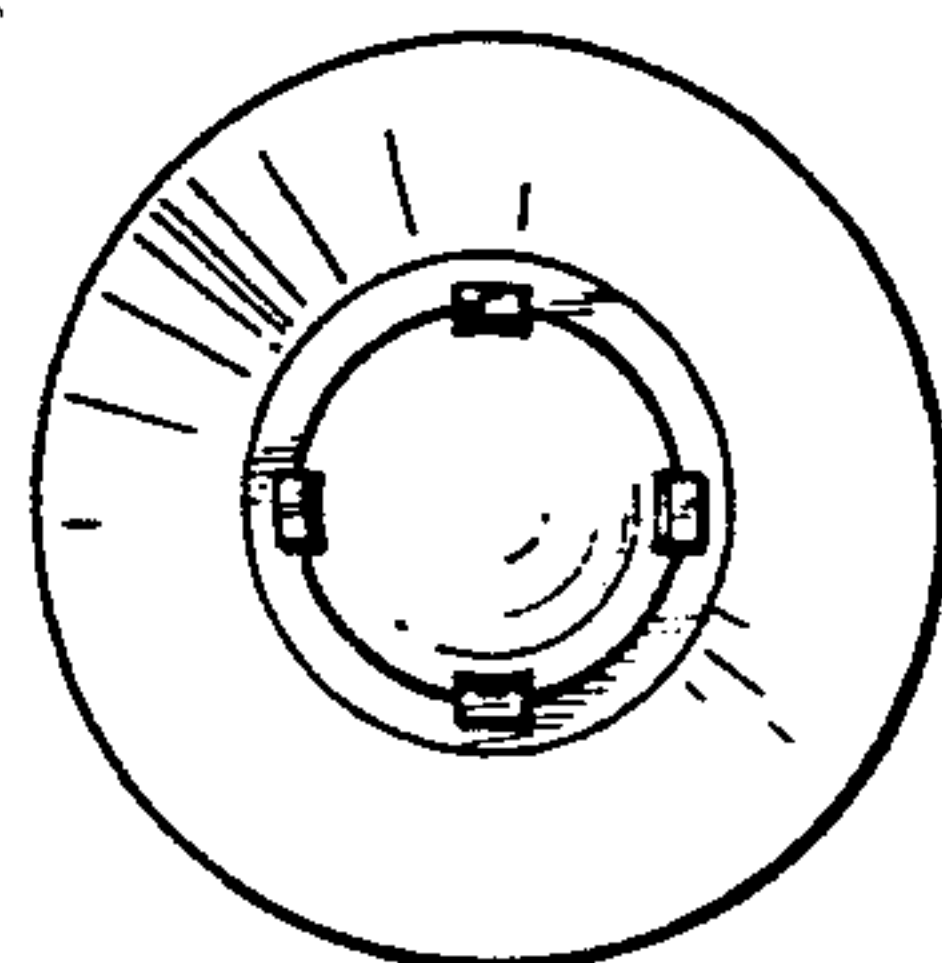


FIG. 2

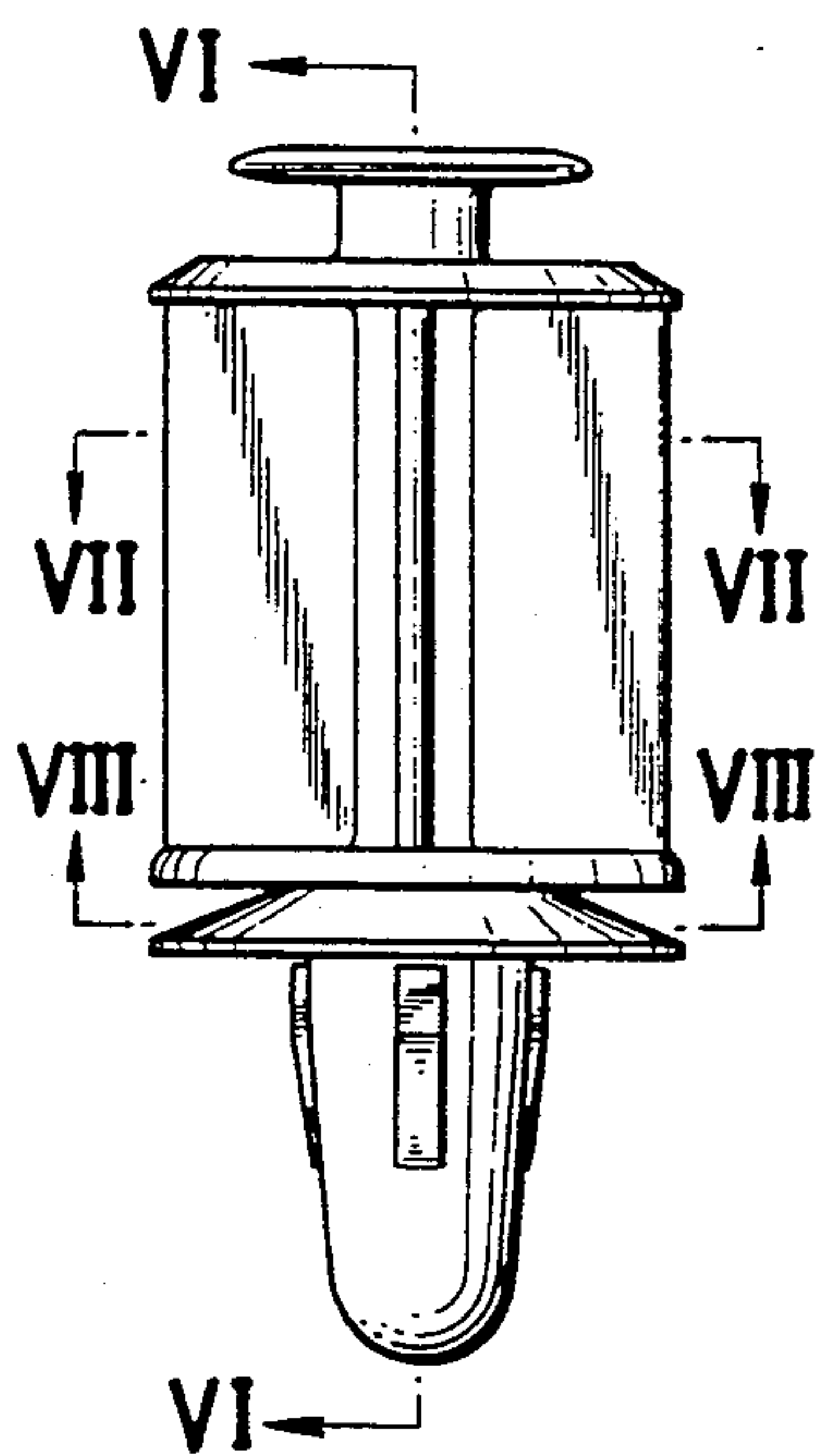


FIG. 5




FIG. 6

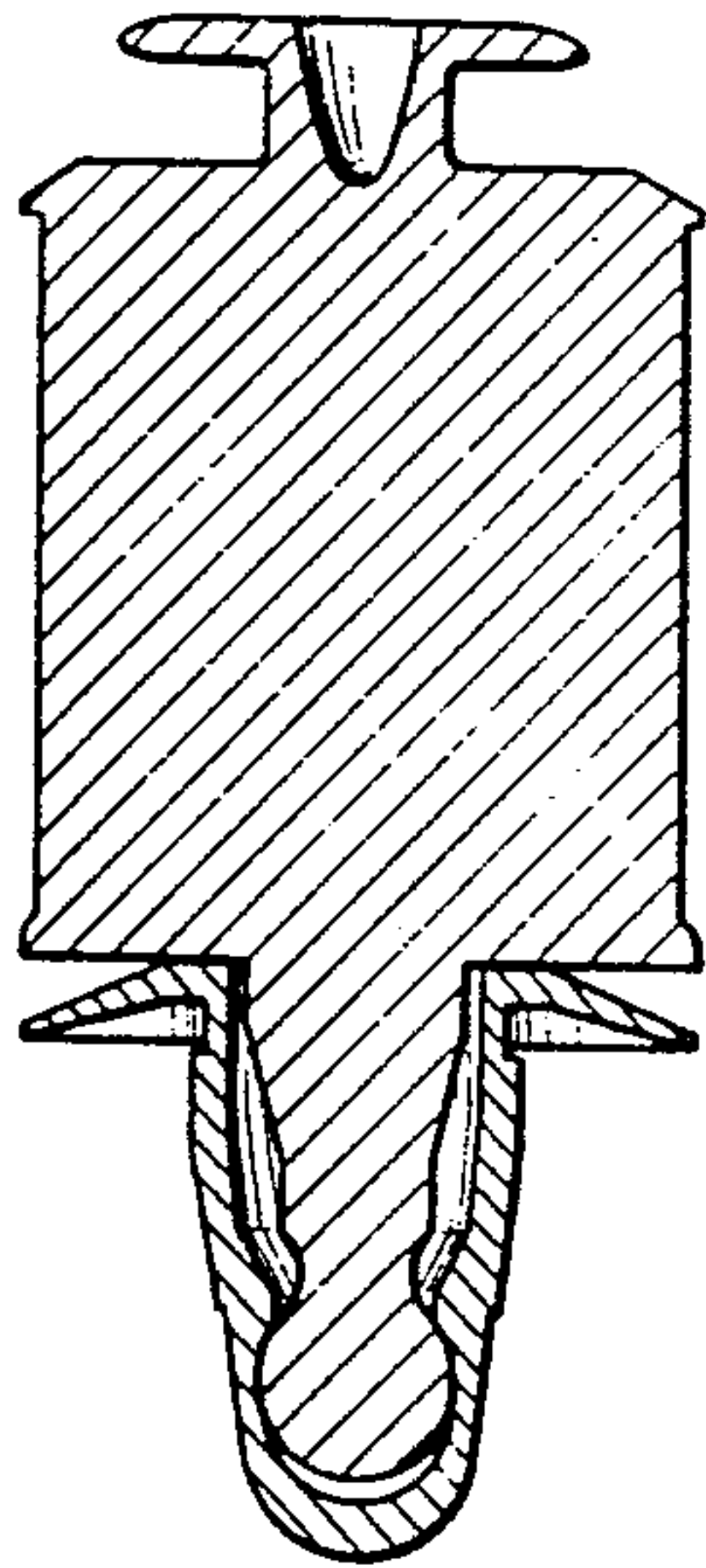


FIG. 7

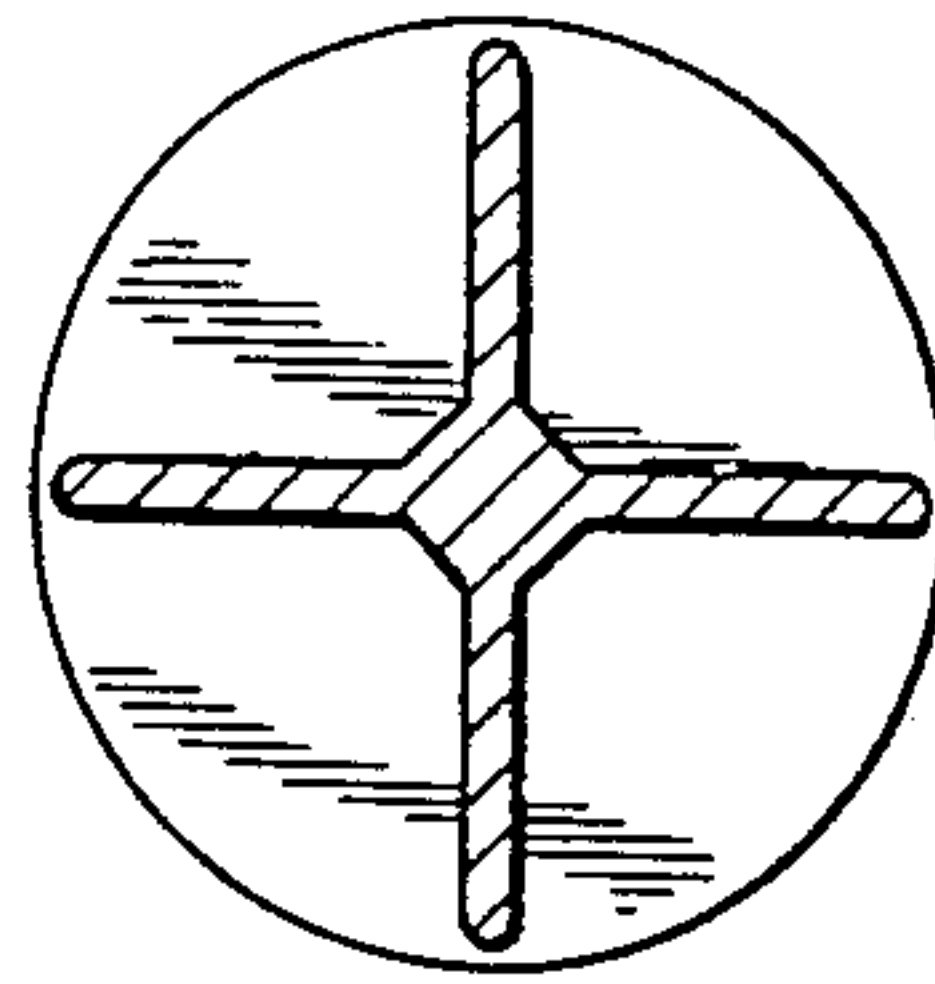


FIG. 8




FIG. 9

