

[54] **SPOON OR SIMILAR ARTICLE**  
 [75] **Inventor: Colin B. Richmond, II, Oneida, N.Y.**  
 [73] **Assignee: Oneida Ltd., Oneida, N.Y.**  
 [\*\*] **Term: 14 Years**  
 [21] **Appl. No.: 621,803**  
 [22] **Filed: Jun. 18, 1984**  
 [52] **U.S. Cl. .... D7/137**  
 [58] **Field of Search ..... D7/137**

[56] **References Cited**  
**U.S. PATENT DOCUMENTS**

D. 39,415	7/1908	Malmquist	.....	D7/137
D. 46,717	12/1914	Roberts	.....	D7/137
D. 84,127	5/1931	Ball	.....	D7/137
D. 84,611	7/1931	Warren	.....	D7/137
D. 84,729	7/1931	Ball	.....	D7/137
D. 125,772	3/1941	Kintz	.....	D7/137
D. 157,232	2/1950	Bernstein	.....	D7/137
D. 180,208	4/1957	Thaler	.....	D7/137
D. 216,481	1/1970	Cleeland	.....	D7/137
D. 240,889	8/1976	Guodace	.....	D7/137

**OTHER PUBLICATIONS**  
*Better Homes & Gardens*, Mar. 1982, p. 3, "Allegiance"

Pattern Spoon at far right, Betty Crocker Adv. Stainless by Oneida.  
*Gift & Tableware Reporter*, p. 27 1st Issue, May 1975, Gorham Ameralloy Flatware, center, "Bayside".

*Primary Examiner*—Winifred E. Herrmann  
*Attorney, Agent, or Firm*—Nims, Howes, Collison & Isner

[57] **CLAIM**

The ornamental design for a spoon or similar article, substantially as shown and described.

**DESCRIPTION**

FIG. 1 is a front elevational view of a spoon or similar article showing my new design;  
 FIG. 2 is a rear elevational view thereof;  
 FIG. 3 is a side elevational view thereof, the undisclosed side being substantially identical with the side shown in FIG. 3;  
 FIG. 4 is an enlarged perspective view in cross-section taken on line 4—4 of FIG. 1; and  
 FIG. 5 is an enlarged cross-section taken on line 5—5 of FIG. 1.

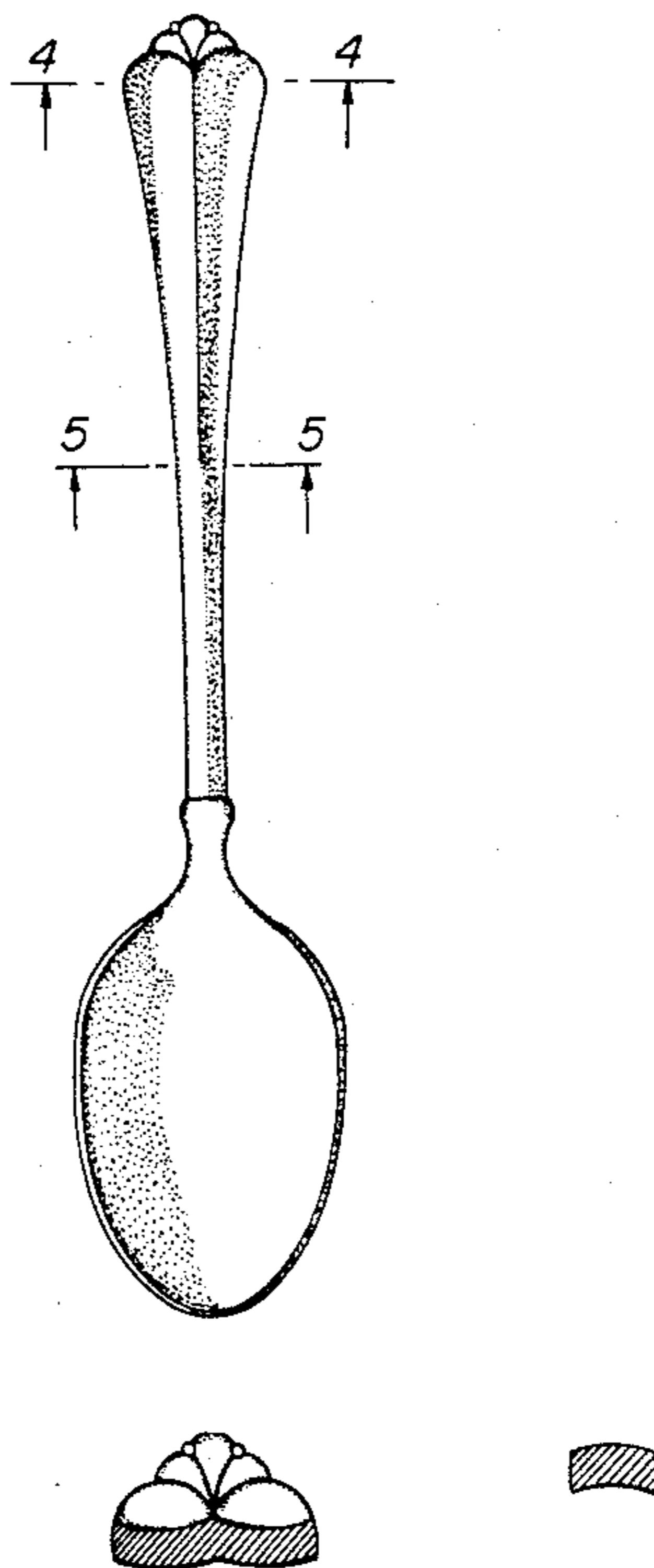


FIG. 1

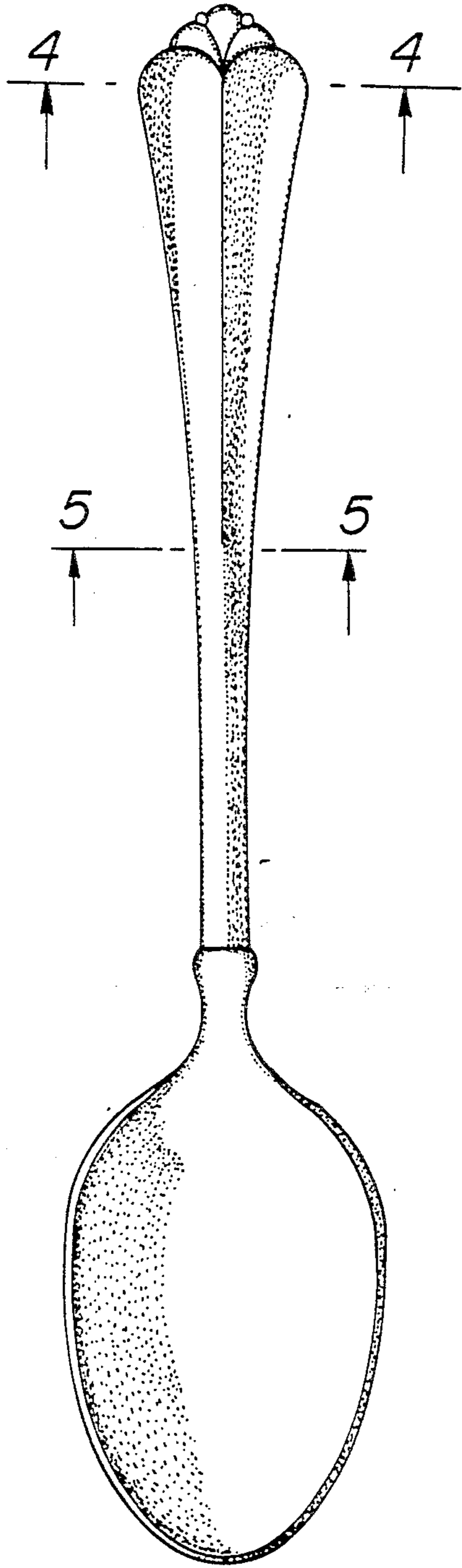


FIG. 2

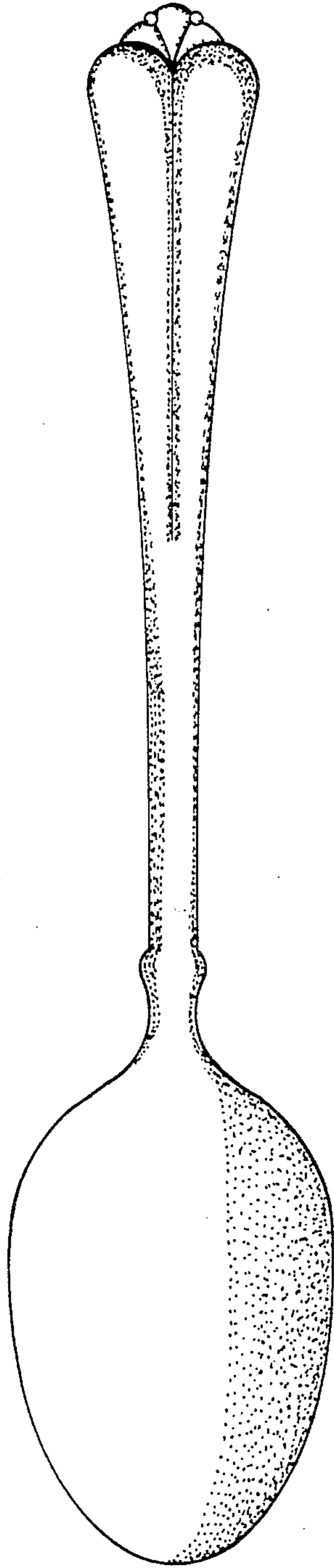


FIG. 3




FIG. 4




FIG. 5

