

[54] COMBINED TIE AND BELT RACK

[76] Inventor: William A. Luongo, 38 Main St., Malden, Mass. 02148

[\*\*] Term: 14 Years

[21] Appl. No.: 803,865

[22] Filed: Nov. 1, 1985

[52] U.S. Cl. .... D6/323; D6/317; D6/320; D6/569

[58] Field of Search ..... D6/552, 553, 563, 566, D6/567, 569, 570, 317, 320, 323; 211/13, 87, 60.1

[56] References Cited

U.S. PATENT DOCUMENTS

D. 26,680	2/1897	Faatz	.....	D8/371
D. 115,915	8/1939	Daniels	.....	D6/320
D. 220,271	3/1971	Miles	.....	D6/320
1,687,129	10/1928	Henninger	.....	211/87

2,007,636	7/1935	Brothers	.....	211/87
3,361,266	1/1968	Williams	.....	211/87

FOREIGN PATENT DOCUMENTS

0679199	4/1930	France	.....	211/87
---------	--------	--------	-------	--------

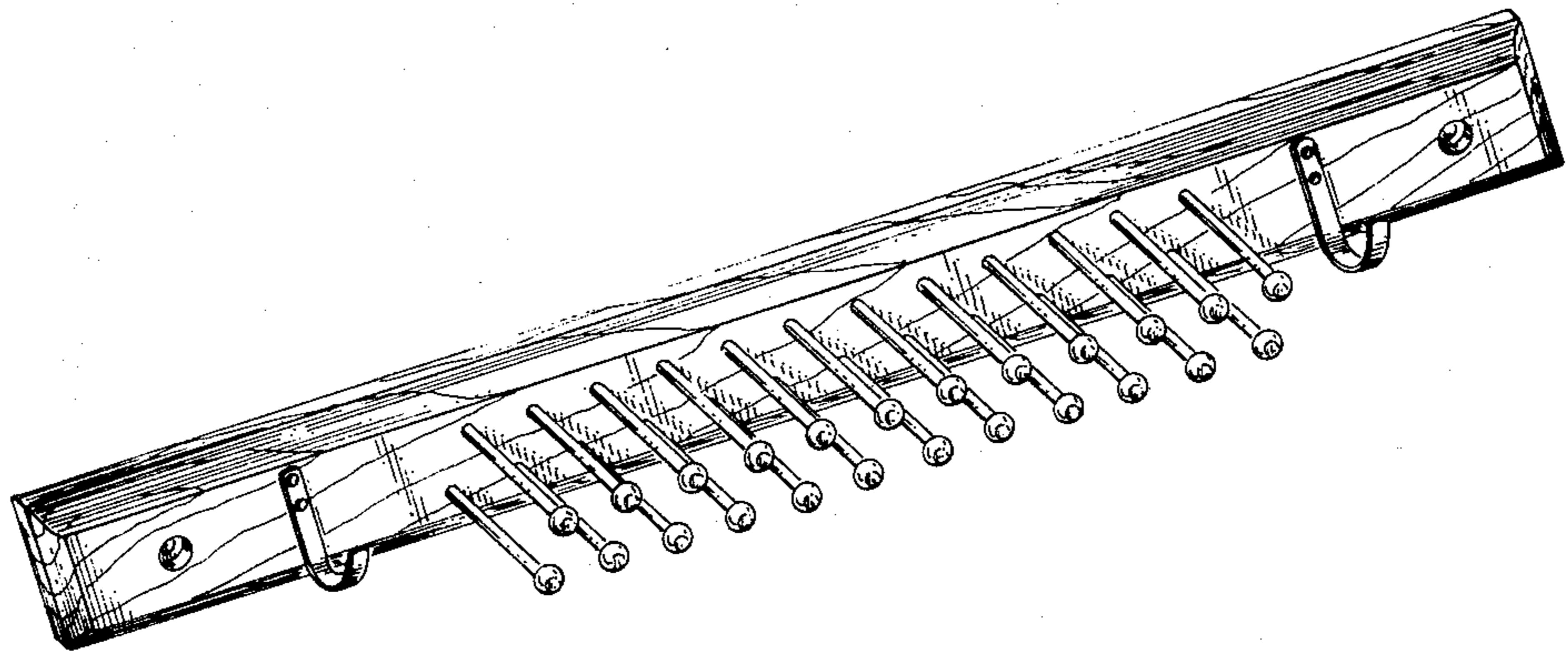
Primary Examiner—B. J. Bullock  
Attorney, Agent, or Firm—Hayes, Davis & Soloway

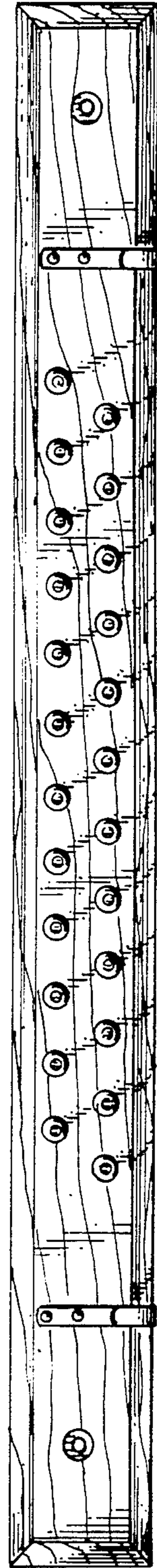

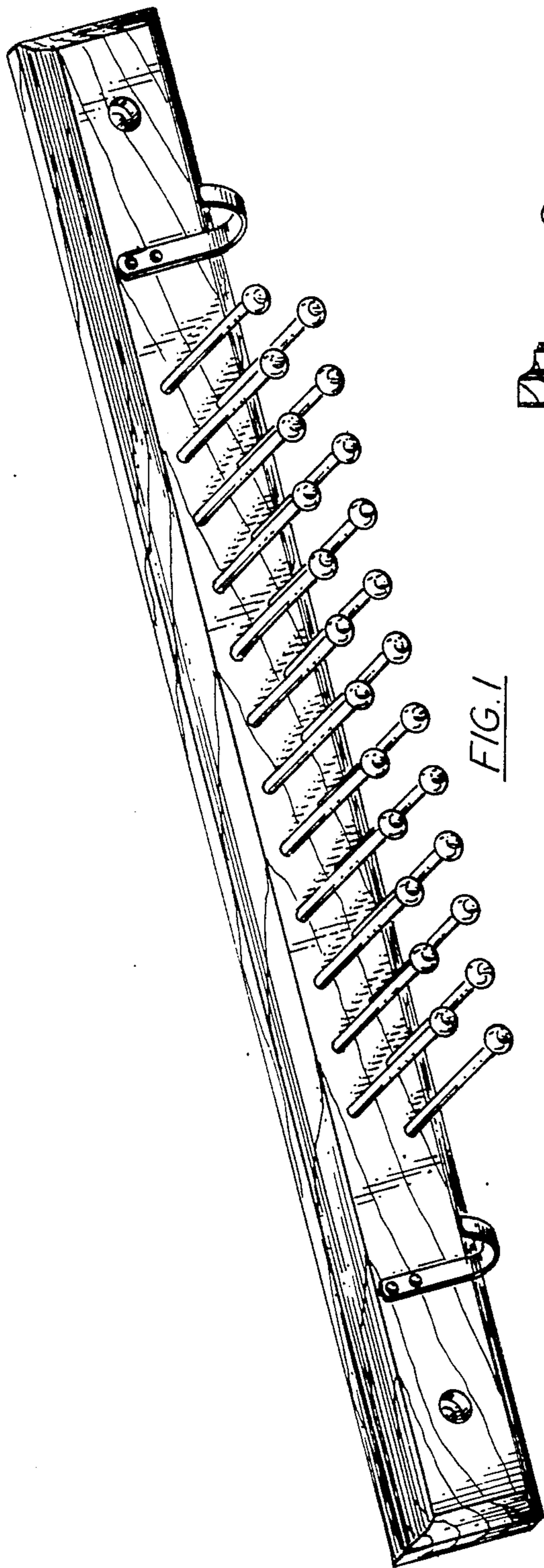
[57] CLAIM

The ornamental design for a combined tie and belt rack, as shown.

DESCRIPTION

FIG. 1 is a perspective view of a combined tie and belt rack showing my new design;  
FIG. 2 is a front elevational view;  
FIG. 3 is a left side elevational view;  
FIG. 4 is a top plan view;  
FIG. 5 is a rear elevational view;  
FIG. 6 is a bottom plan view.





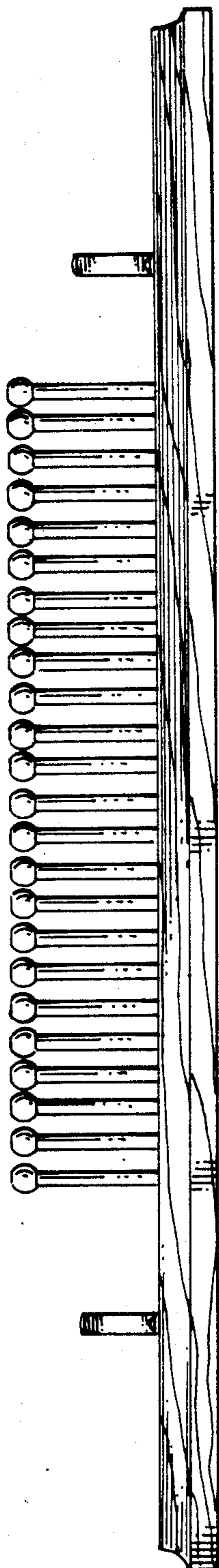


FIG. 4

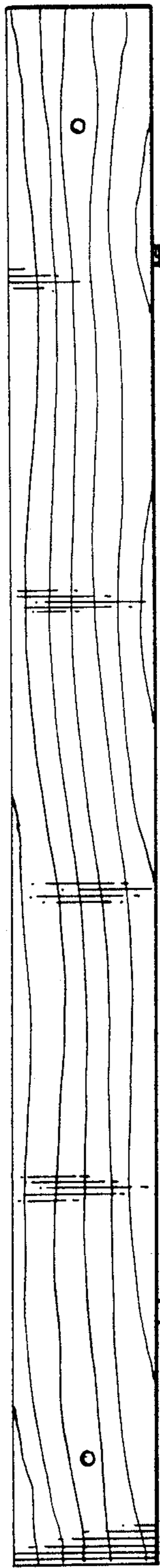


FIG. 5

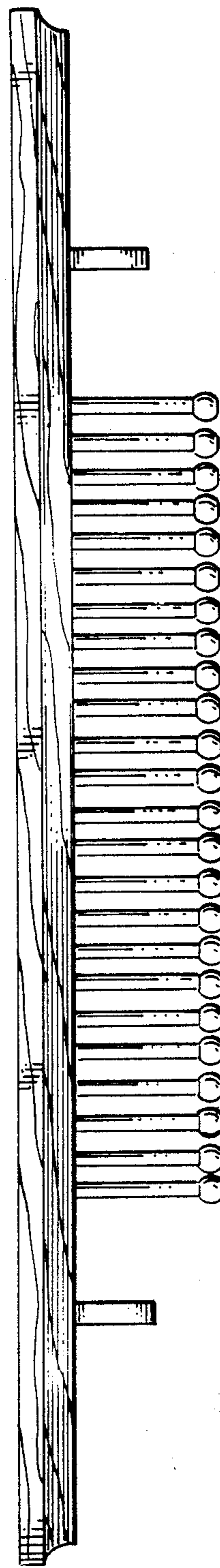


FIG. 6