

[54] KIDNEY BELT PAD

[76] Inventor: Remo Berlese, 31036 Ospedaletto di Istrana ViaCastellana 90 Zona Ind., Treviso, Italy

[**] Term: 14 Years

[21] Appl. No.: 653,952

[22] Filed: Sep. 21, 1984

[52] U.S. Cl. D24/64; D2/636

[58] Field of Search D24/34, 64; 128/96, 128/78, 76, 95, DIG. 15, 99, 100-103, 112, 157, 169

[56] References Cited

U.S. PATENT DOCUMENTS

D. 130,033	10/1941	Reynolds	D24/64
1,373,377	3/1921	Albin	2/2
1,756,358	4/1930	Ingram	2/2

OTHER PUBLICATIONS

Stall & Dean Athletic Equipment, ©Fall & Winter-19-58-59, Hip and Kidney Pads, p. 10.

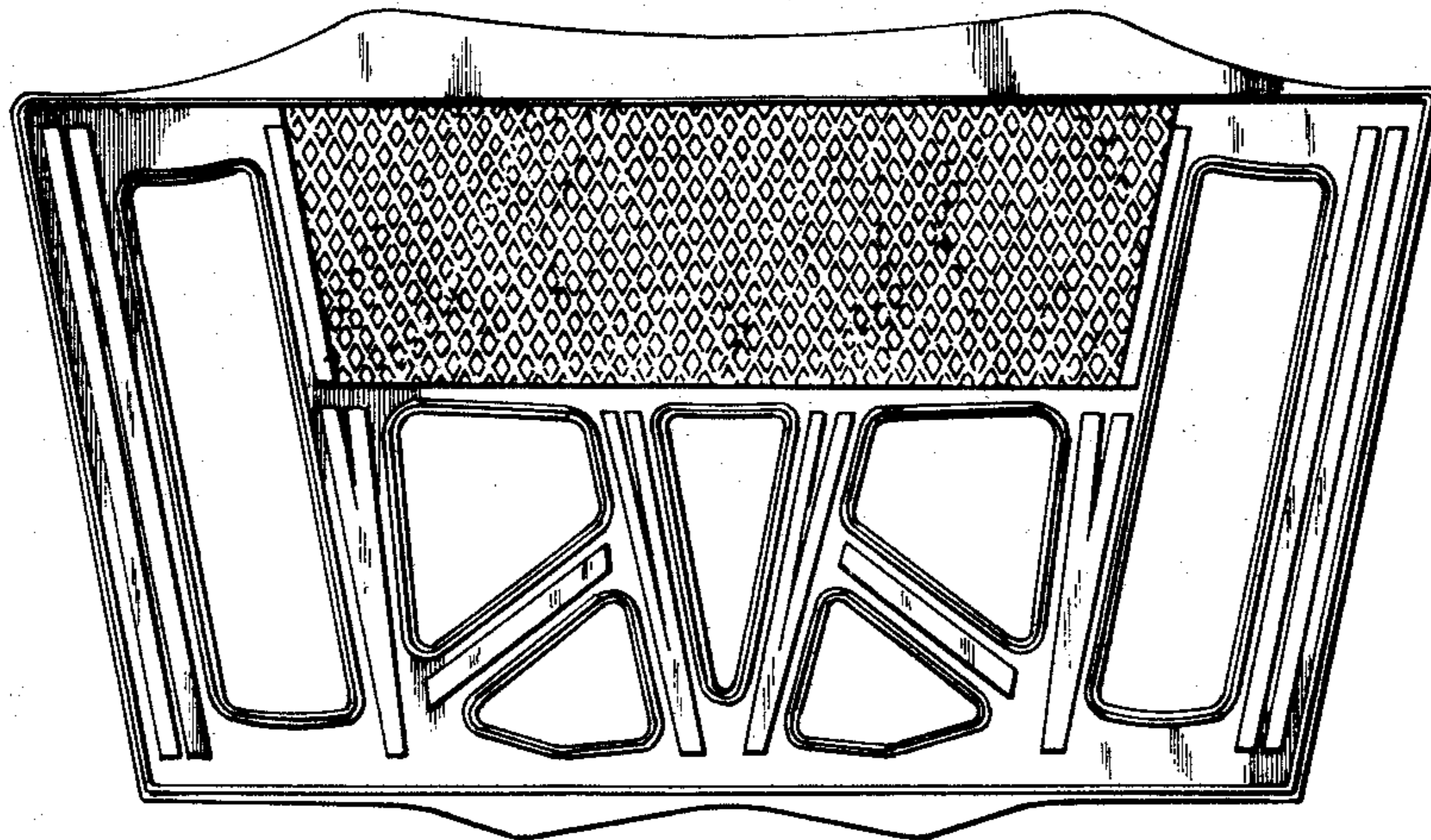
Primary Examiner—A. Hugo Word
Assistant Examiner—Stella M. Reid
Attorney, Agent, or Firm—Koppel & Harris

[57] CLAIM

The ornamental design for a kidney belt pad, as shown and described.

DESCRIPTION

FIG. 1 is a top plan view of a kidney belt pad showing my new design;
FIG. 2 is a front elevational view of the kidney belt pad.
FIG. 3 is a right side view of the kidney belt pad.
FIG. 4 is a bottom plan view of the kidney belt pad.
FIG. 5 is a left side elevational view of the kidney belt pad.
FIG. 6 is a rear elevational view of the kidney belt pad.



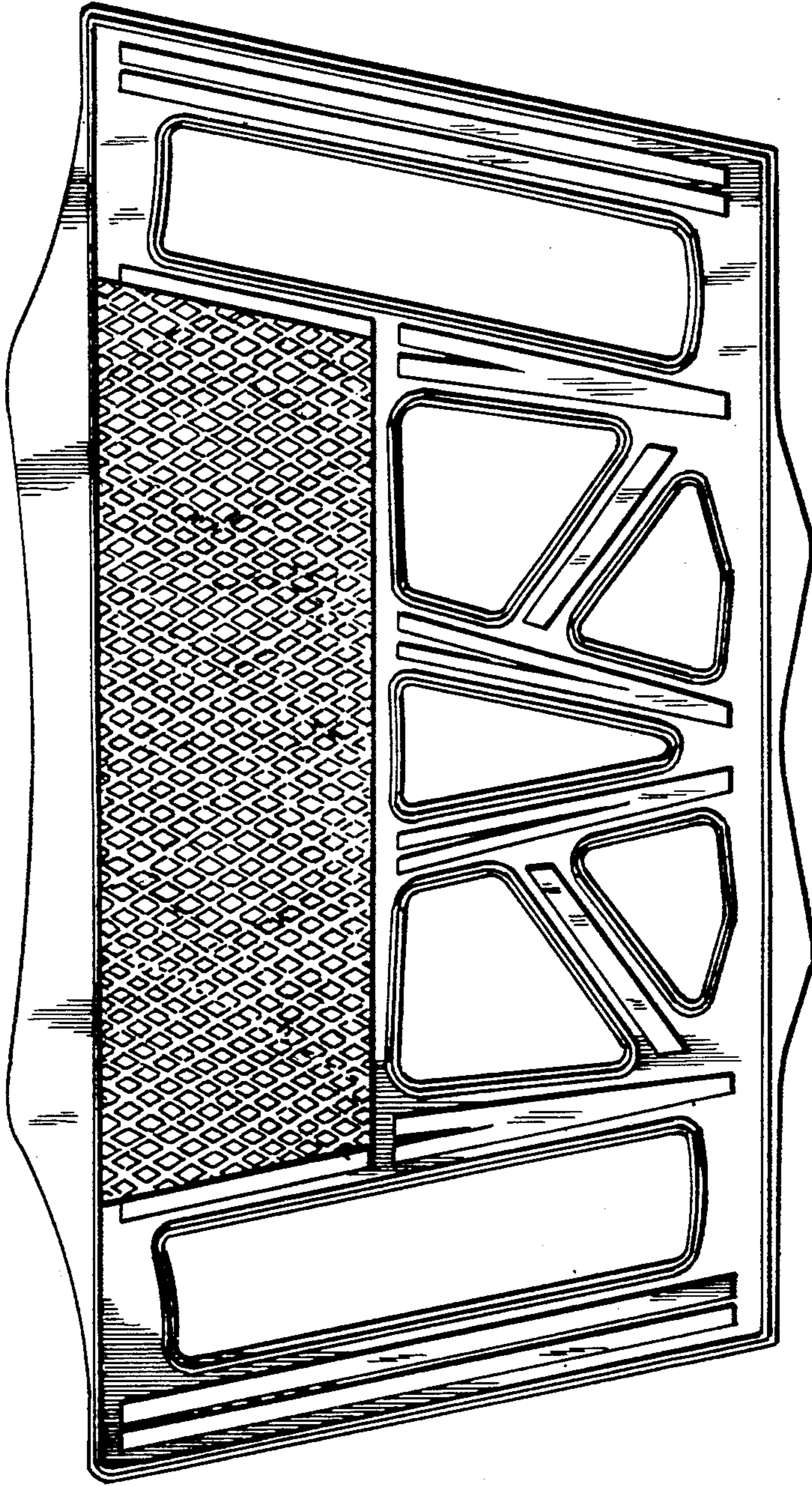


Fig. 1.




Fig. 2.

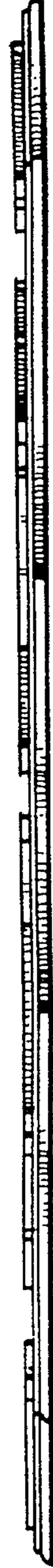


Fig. 3.



Fig. 5.

Fig. 4.

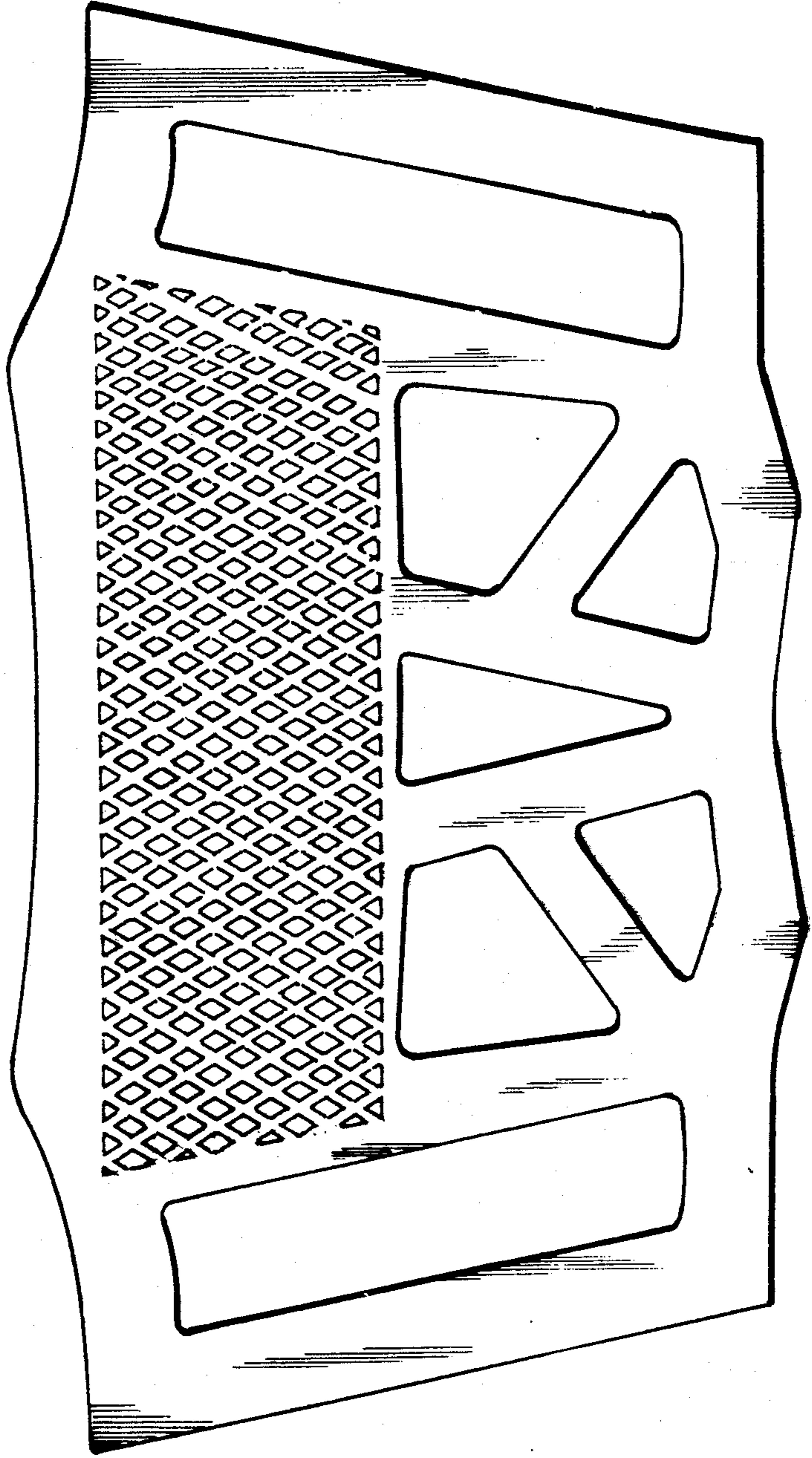


Fig. 6.

