

[54] POOLING CONTAINER FOR PARENTERAL FLUIDS AND THE LIKE

[75] Inventors: Michael R. Keilman, Mundelein; Richard L. West, Ingleside, both of Ill.

[73] Assignee: Baxter Travenol Laboratories, Inc., Deerfield, Ill.

[**] Term: 14 Years

[21] Appl. No.: 534,474

[22] Filed: Sep. 21, 1983

[52] U.S. Cl. D24/56; D24/51

[58] Field of Search D24/56, 43, 52, 51; D9/349, 355; 604/93, 128, 174, 177, 179, 180, 356, 408, 262, 257, 258

[56] References Cited

U.S. PATENT DOCUMENTS

D. 255,872	7/1980	Shine et al. .	
D. 266,017	8/1982	Kellogg .	
D. 271,804	12/1983	Momoda	D24/56
2,705,955	4/1955	Nesset et al.	604/257
2,744,661	5/1956	Davis .	
2,757,669	8/1956	Gewecke et al.	604/408 X
2,786,467	3/1957	Price	604/262 X

2,789,734	4/1957	Biederman .	
3,160,330	12/1964	Pollitt .	
3,537,456	11/1970	Harautuneian .	
3,638,834	3/1972	Goodrich et al. .	
3,724,461	4/1973	Eisenberg .	
3,863,817	2/1975	Speaker .	
3,952,902	4/1976	Prouty et al. .	
4,010,750	3/1977	Howell	604/262 X
4,080,989	3/1978	Chapelsky et al. .	
4,236,655	12/1980	Humphries .	

Primary Examiner—A. Hugo Word
Assistant Examiner—Stella M. Reid
Attorney, Agent, or Firm—Daniel D. Ryan

[57] CLAIM

The ornamental design for a pooling container for par-
enteral fluids and the like, as shown.

DESCRIPTION

FIG. 1 is a perspective view of the right and back sides of a pooling container for parenteral fluids and the like showing our new design;
FIG. 2 is a right side elevational view thereof;
FIG. 3 is a top plan view thereof;
FIG. 4 is a back elevational view thereof; and
FIG. 5 is a front elevational view thereof.
The undisclosed bottom of the pooling container is conventional.

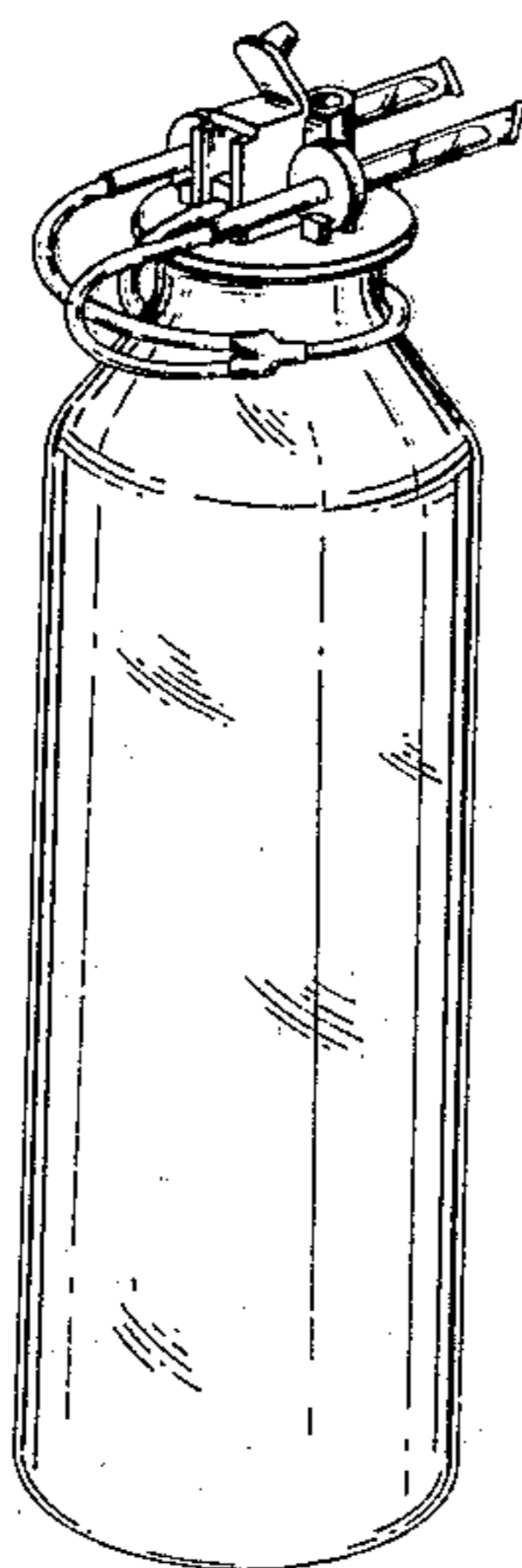


FIG. 1

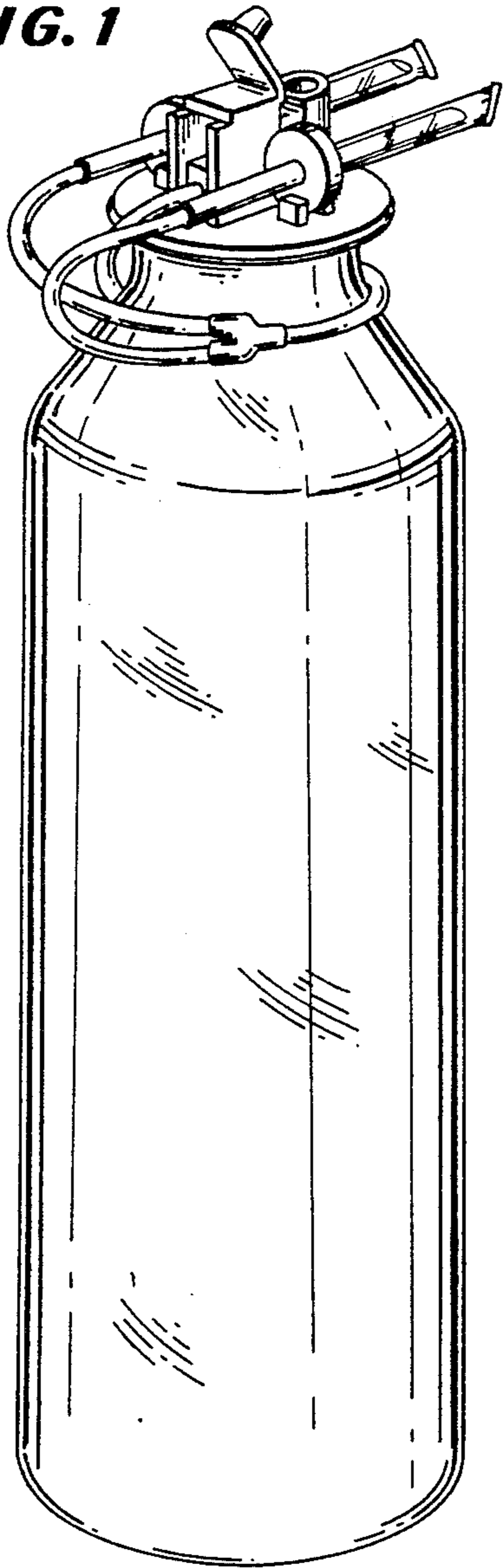


FIG. 2

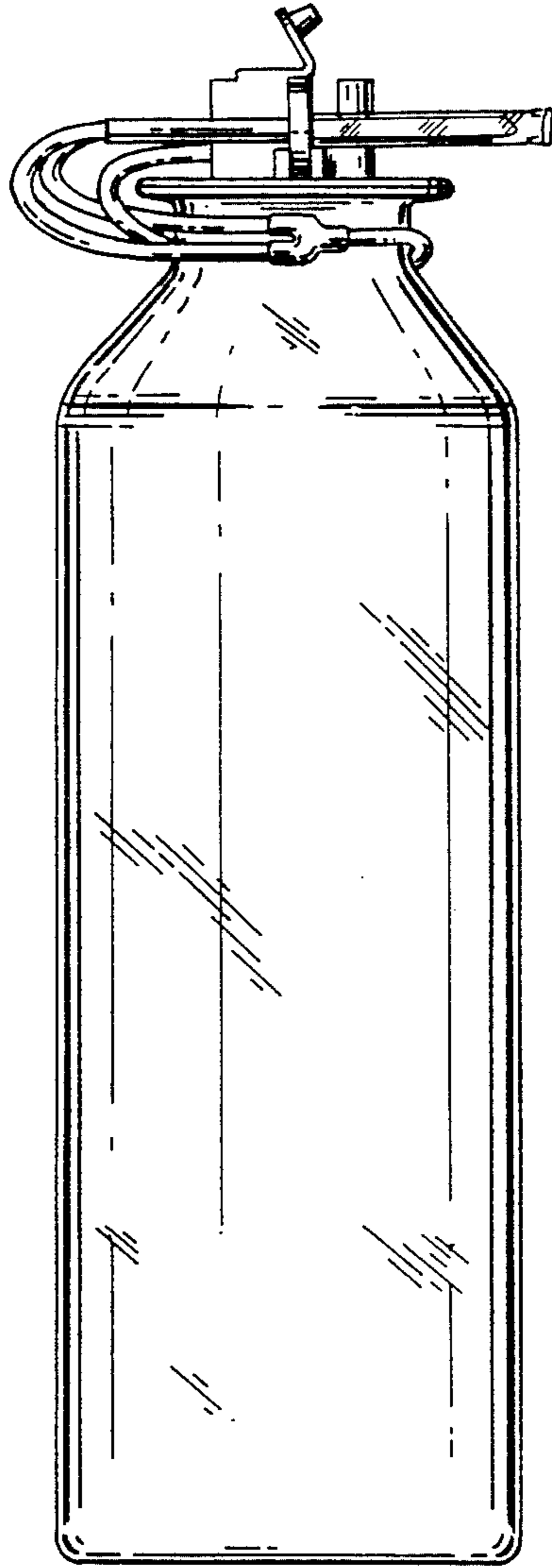


FIG. 3

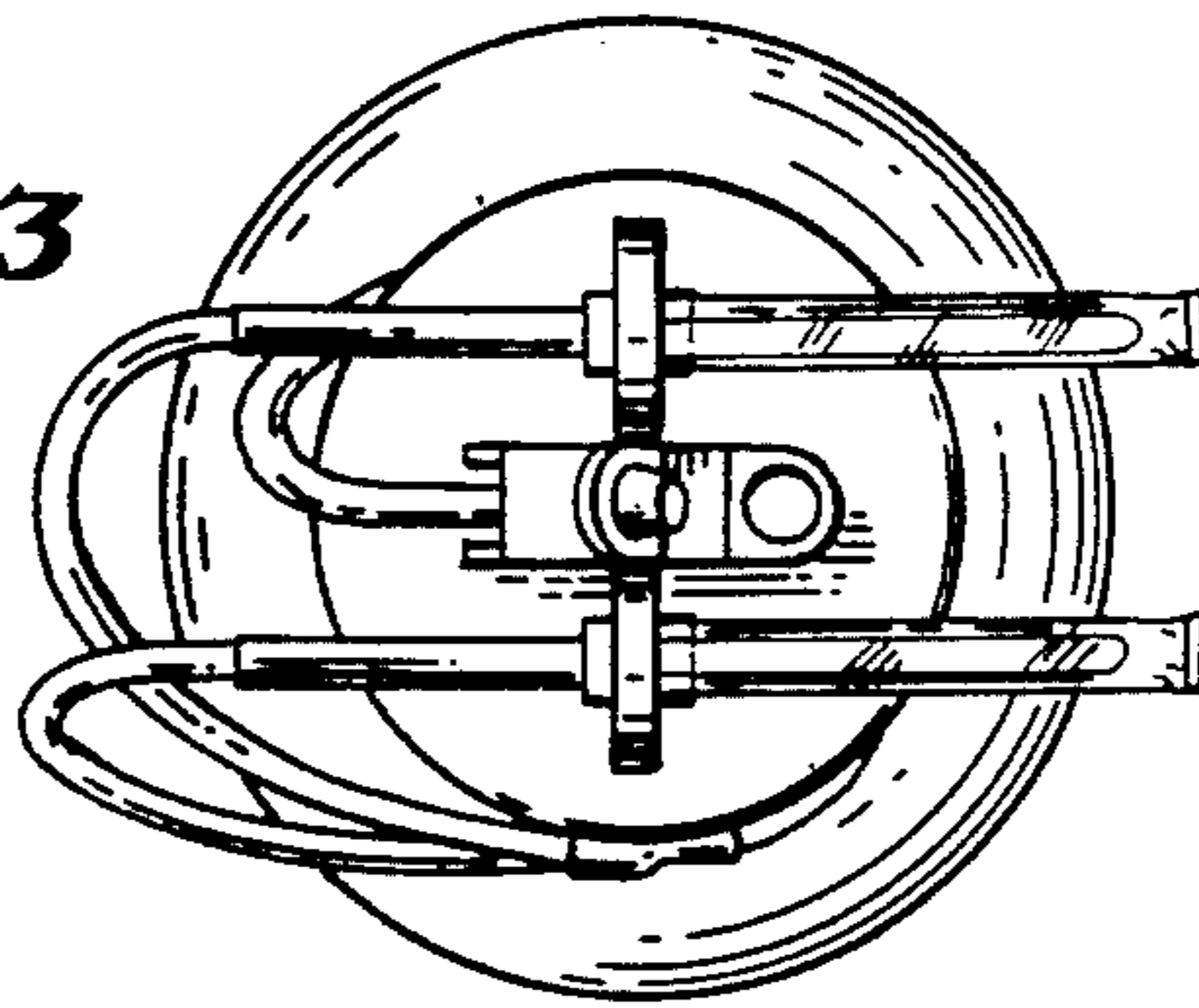


FIG. 4

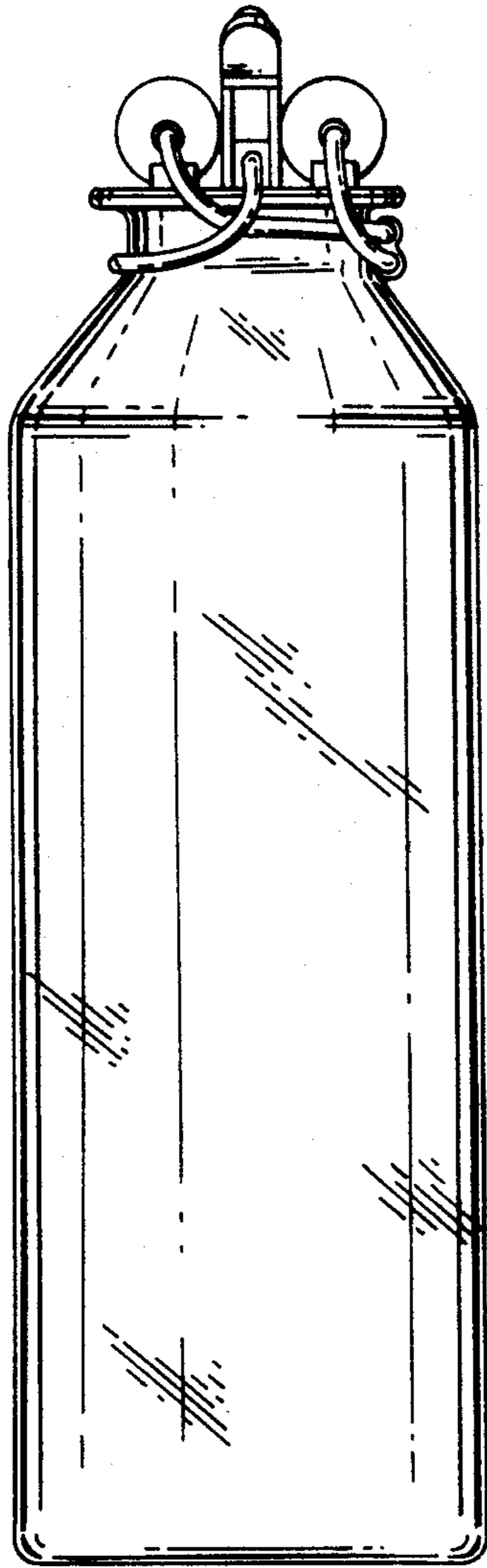


FIG. 5

