

[54] ELECTRIC FAN

[75] Inventors: Toshiyuki Utsuki, Tachikawa; Shuichi Kouno, Tokorozawa; Kazunori Yanagisawa, Yamato; Yasuo Tsumurai, Higashi, all of Japan

[73] Assignee: Hitachi, Ltd., Tokyo, Japan

[\*\*] Term: 14 Years

[21] Appl. No.: 813,631

[22] Filed: Dec. 26, 1985

[30] Foreign Application Priority Data

Oct. 21, 1985 [JP] Japan ..... 60-43826

[52] U.S. Cl. .... D23/155; D23/122

[58] Field of Search ..... D23/155-165, D23/72, 92-93, 122, 144; 98/33.1, 40.01, 40.05, 40.07, 40.10, 40.12, 40.18, 40.20; 219/200-201, 228, 244, 254, 522, 530; 415/121 G, 123, 126, 210, 216-217, 219 R, 219 A, 219 B, 219 C; 416/5, 63, 147-148, 170 R, 244, 246-247; 417/234, 424

[56]

References Cited

U.S. PATENT DOCUMENTS

D. 188,580	8/1960	Habener .....	D23/92
D. 199,343	10/1964	Kimberley .....	D23/92
D. 204,349	4/1966	Kategianis .....	D23/92
D. 238,278	12/1975	Baker, Jr. ....	D23/144
D. 267,424	12/1982	Boldt et al. ....	D23/122
D. 284,504	7/1986	Okamoto et al. ....	D23/122
D. 286,673	11/1986	Kahn .....	D23/122
2,936,109	5/1960	Copeland .....	D23/122 X

Primary Examiner—Wallace R. Burke  
Assistant Examiner—Brian N. Vinson  
Attorney, Agent, or Firm—Antonelli, Terry & Wands

[57]

CLAIM

The ornamental design for an electric fan, as shown and described.

DESCRIPTION

FIG. 1 is a front, top and right side elevational perspective view of an electric fan showing our new design; FIG. 2 is a front elevational view thereof; FIG. 3 is a left side elevational view thereof; FIG. 4 is a right side elevational view thereof; FIG. 5 is a top plan view thereof; FIG. 6 is a bottom plan view thereof; FIG. 7 is a perspective view thereof, the main portion being rotated with respect to the base portion; and FIG. 8 is a rear elevational view thereof.




FIG. 1

FIG. 2

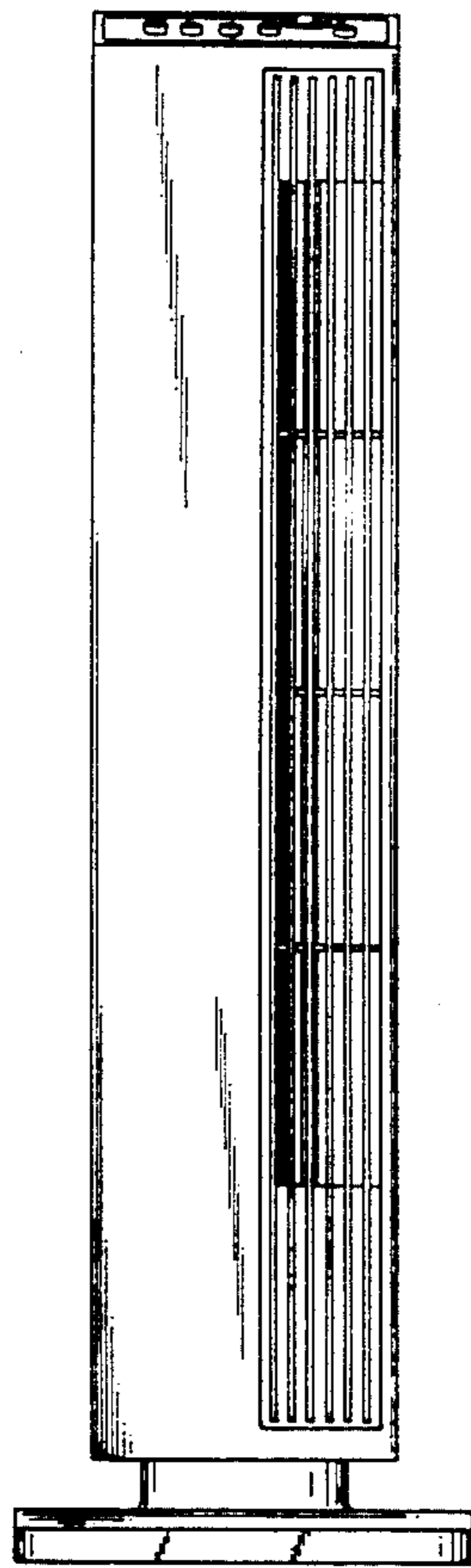
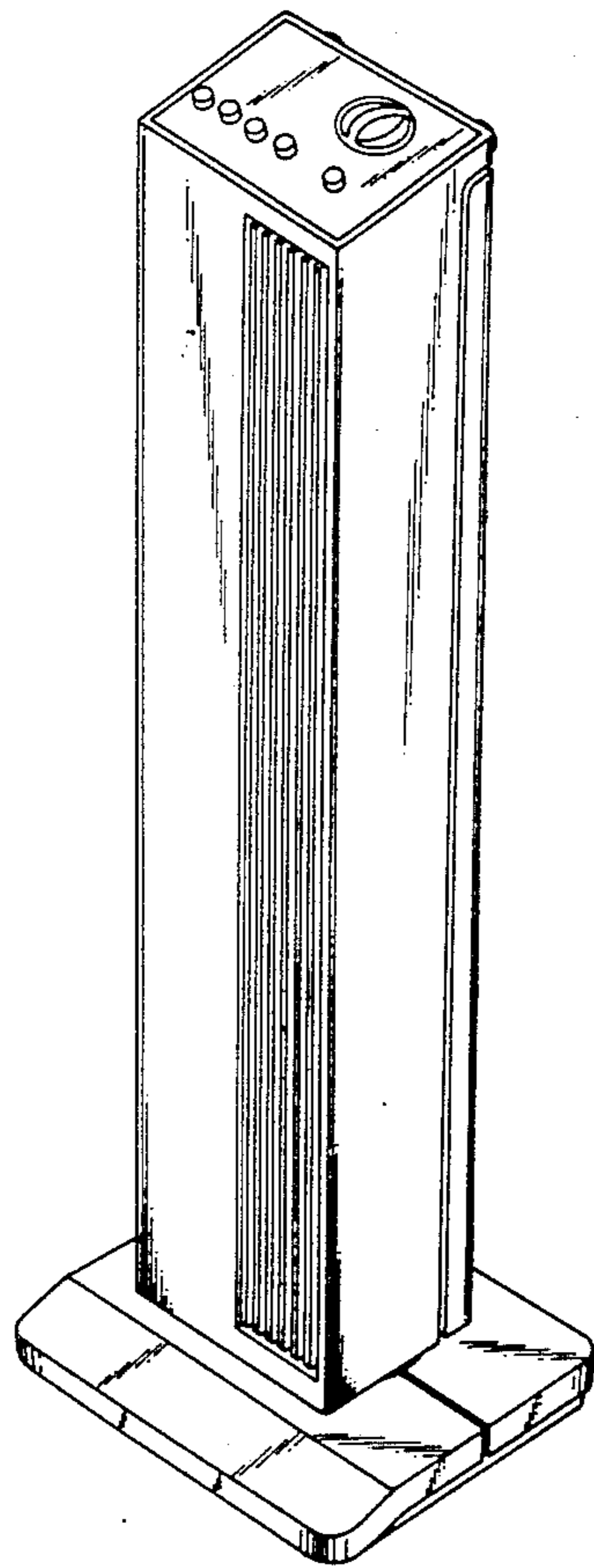


FIG. 3

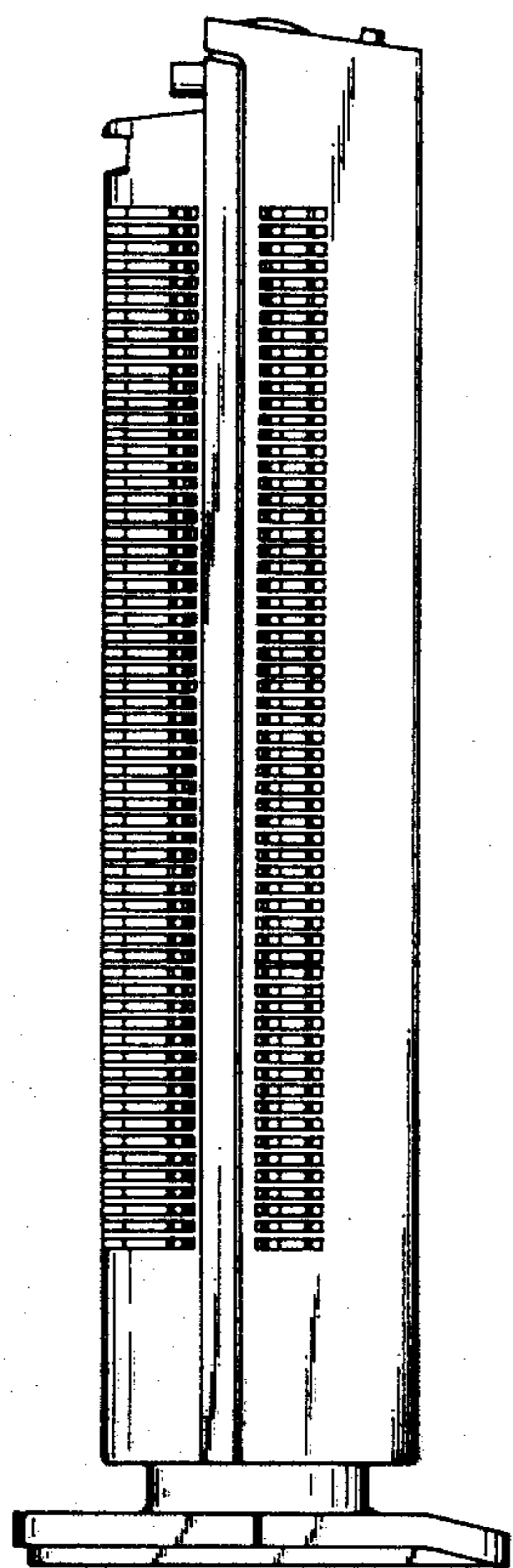


FIG. 4

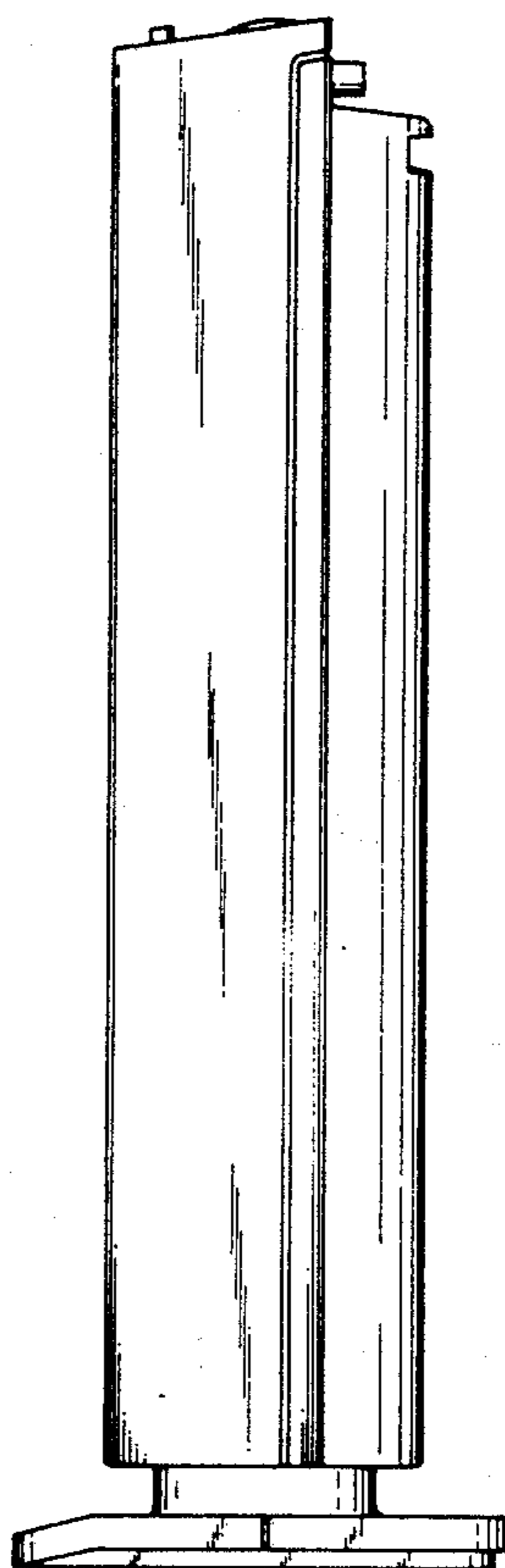


FIG. 5

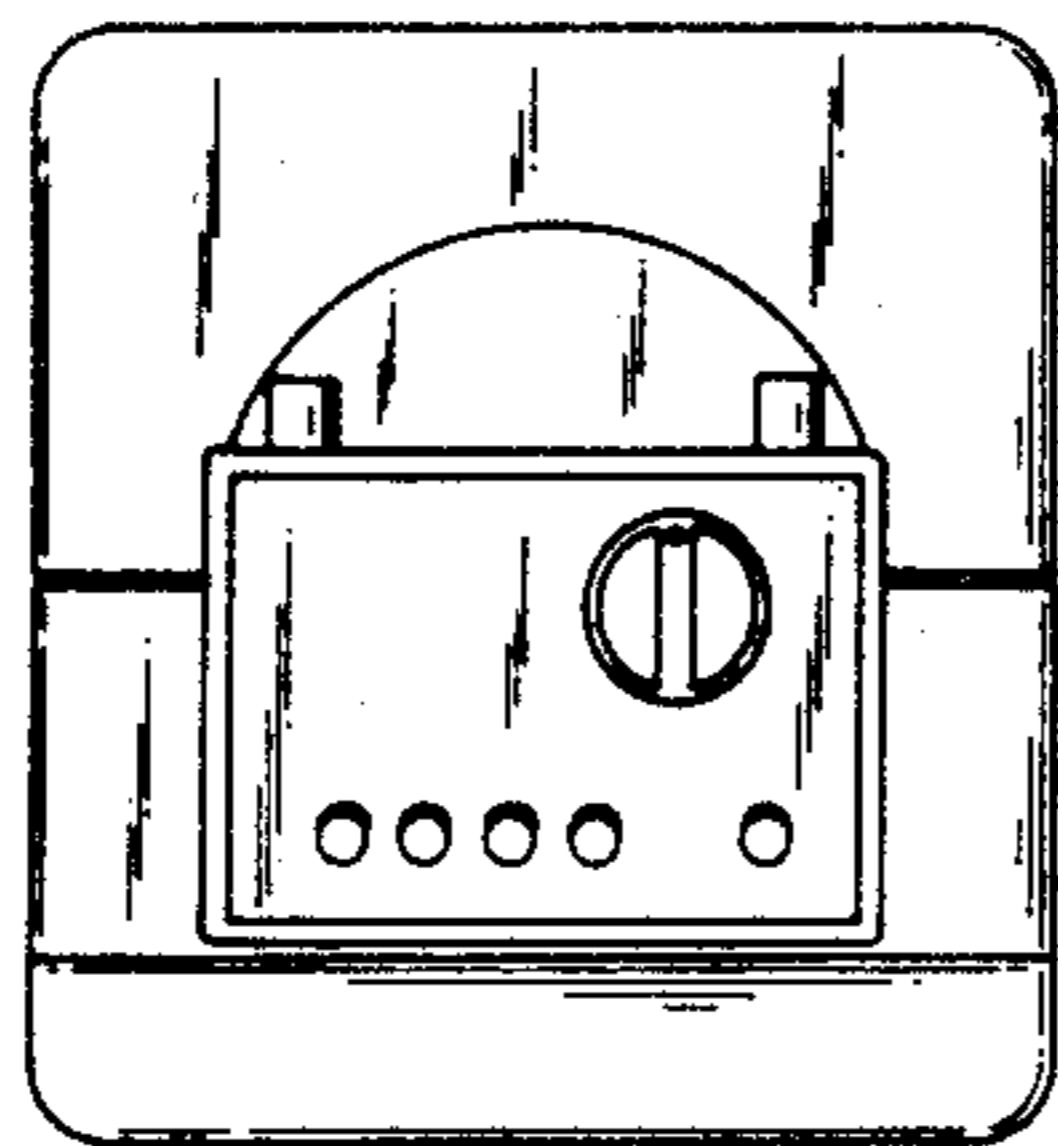


FIG. 6

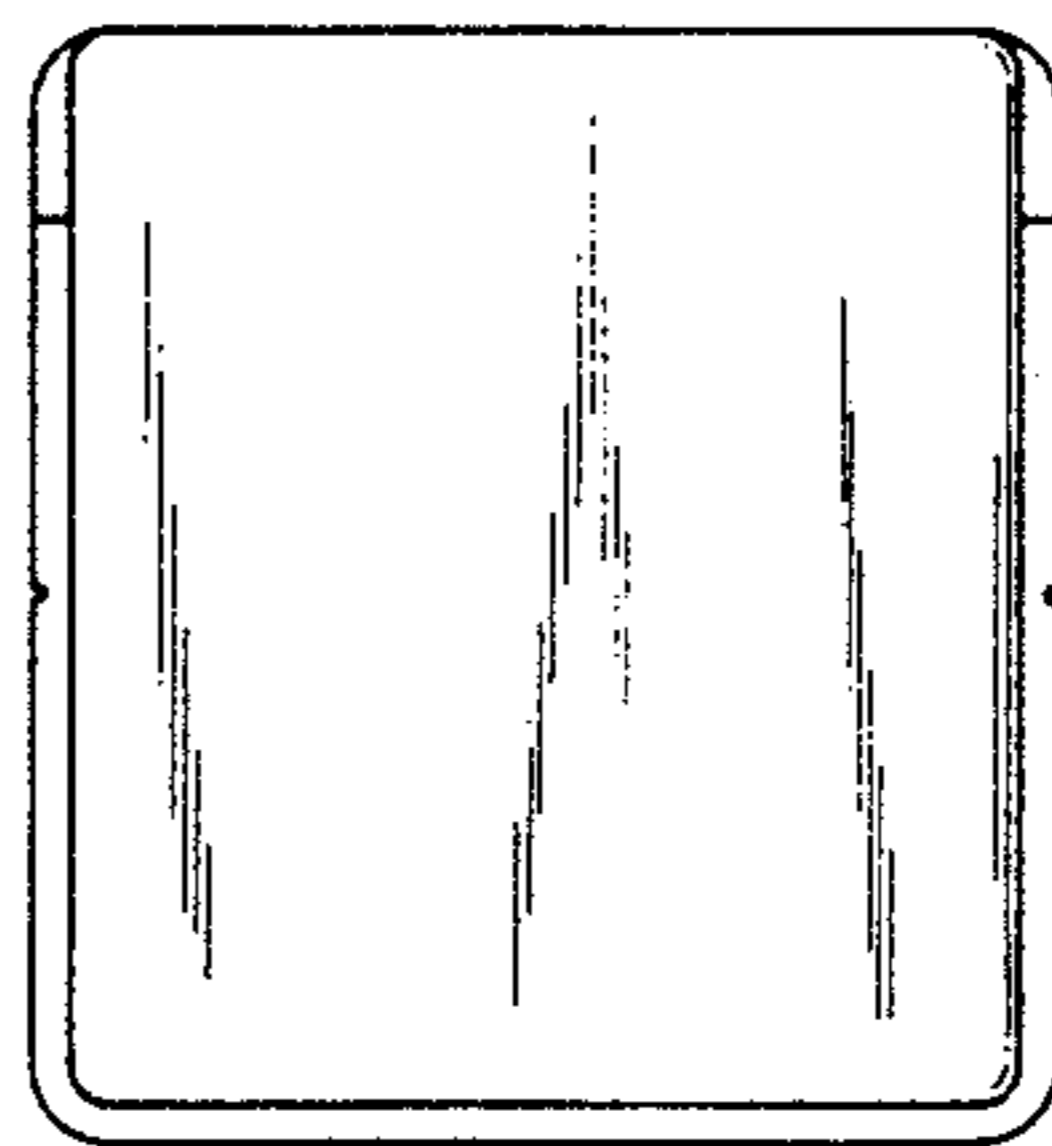


FIG. 7

FIG. 8

