

[54] EYEGLASS SIDE GUARD

[76] Inventor: Edward V. L. Kalbach, 575 W. 3200 South, Nibley, Utah 84321

[**] Term: 14 Years

[21] Appl. No.: 735,632

[22] Filed: May 20, 1985

[52] U.S. Cl. D16/123

[58] Field of Search D2/234; D16/102-127; 351/41, 43, 46, 47-49, 51, 52, 58, 63, 66, 83-89, 103-109, 111; 2/13

[56] References Cited

U.S. PATENT DOCUMENTS

422,001	2/1890	Wilson	D16/123
2,224,784	12/1940	Goldschmid et al.	2/13
2,858,539	11/1958	Carlson	2/13
3,384,903	5/1968	Malcom, Jr.	2/13
3,436,761	4/1969	Liautaud et al.	2/13
3,505,679	4/1970	Bennett	2/13
3,596,290	8/1971	Kennedy	2/13
3,721,490	3/1973	Prince	351/47
3,932,031	1/1976	Johnston	351/47
4,105,304	8/1978	Baker	351/47
4,298,991	11/1981	Recenello	2/13

OTHER PUBLICATIONS

Photographs taken from catalog *Vuarnet France* (Neolg-374, Neolg-100) of Eye Glass Shields.

Photograph taken from catalog *Vuarnet France* labeled "Vuarnet" published in 1983.

Brochure entitled "See Like An Eagle" distributed by Buckeye-Optics of Lorain, Ohio.

Primary Examiner—Susan J. Lucas

Assistant Examiner—C. E. Heflin

Attorney, Agent, or Firm—Trask, Britt & Rossa

[57] CLAIM

The ornamental design for an eyeglass side guard, as shown and described.

DESCRIPTION

FIG. 1 is a perspective view of the eyeglass side guard showing my new design;

FIG. 2 is a right side elevational view thereof;

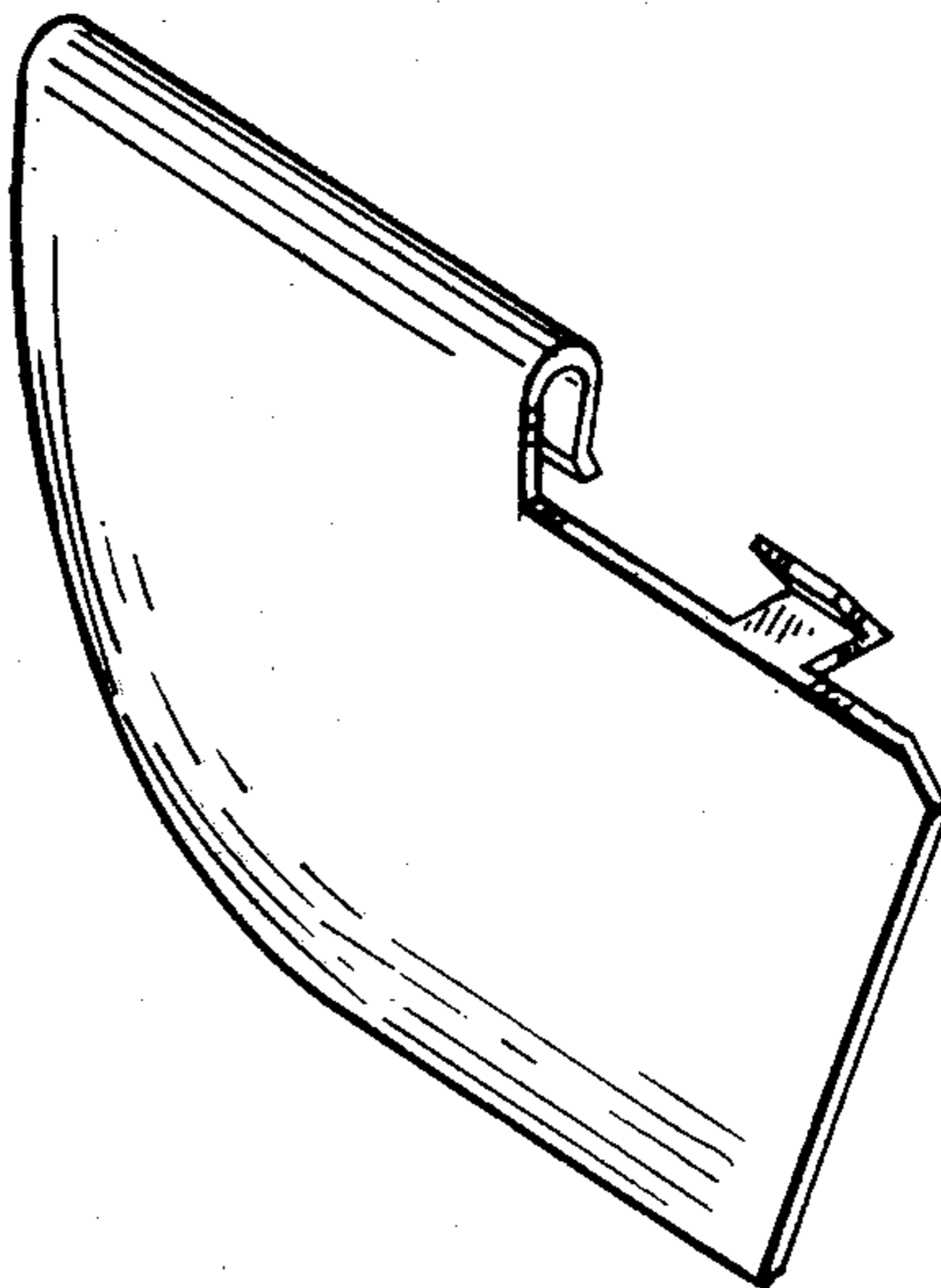
FIG. 3 is a left side elevational view thereof;

FIG. 4 is a rear elevational view thereof;

FIG. 5 is a front elevational view thereof;

FIG. 6 is a top plan view thereof; and

FIG. 7 is a bottom plan view thereof.



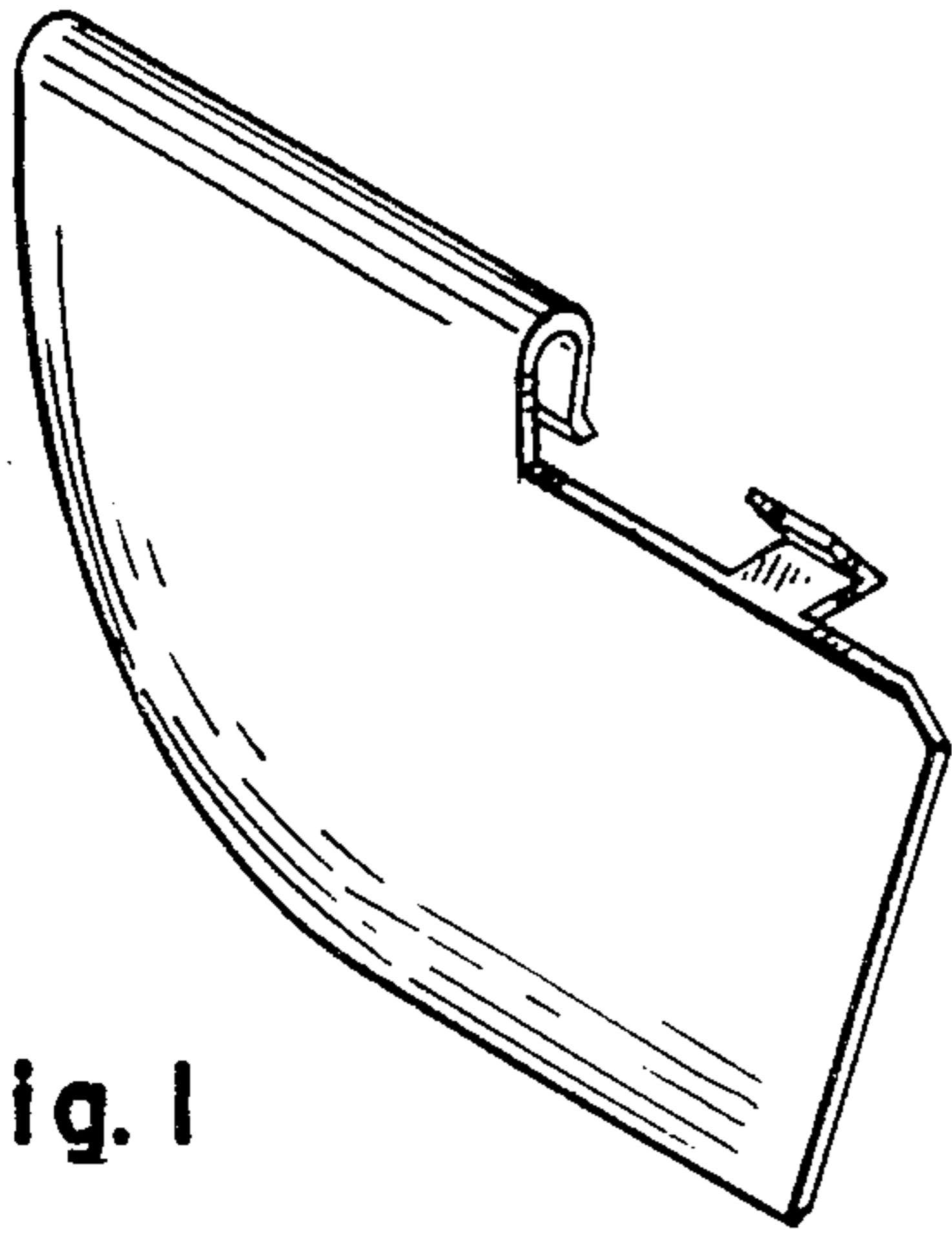


Fig. 1

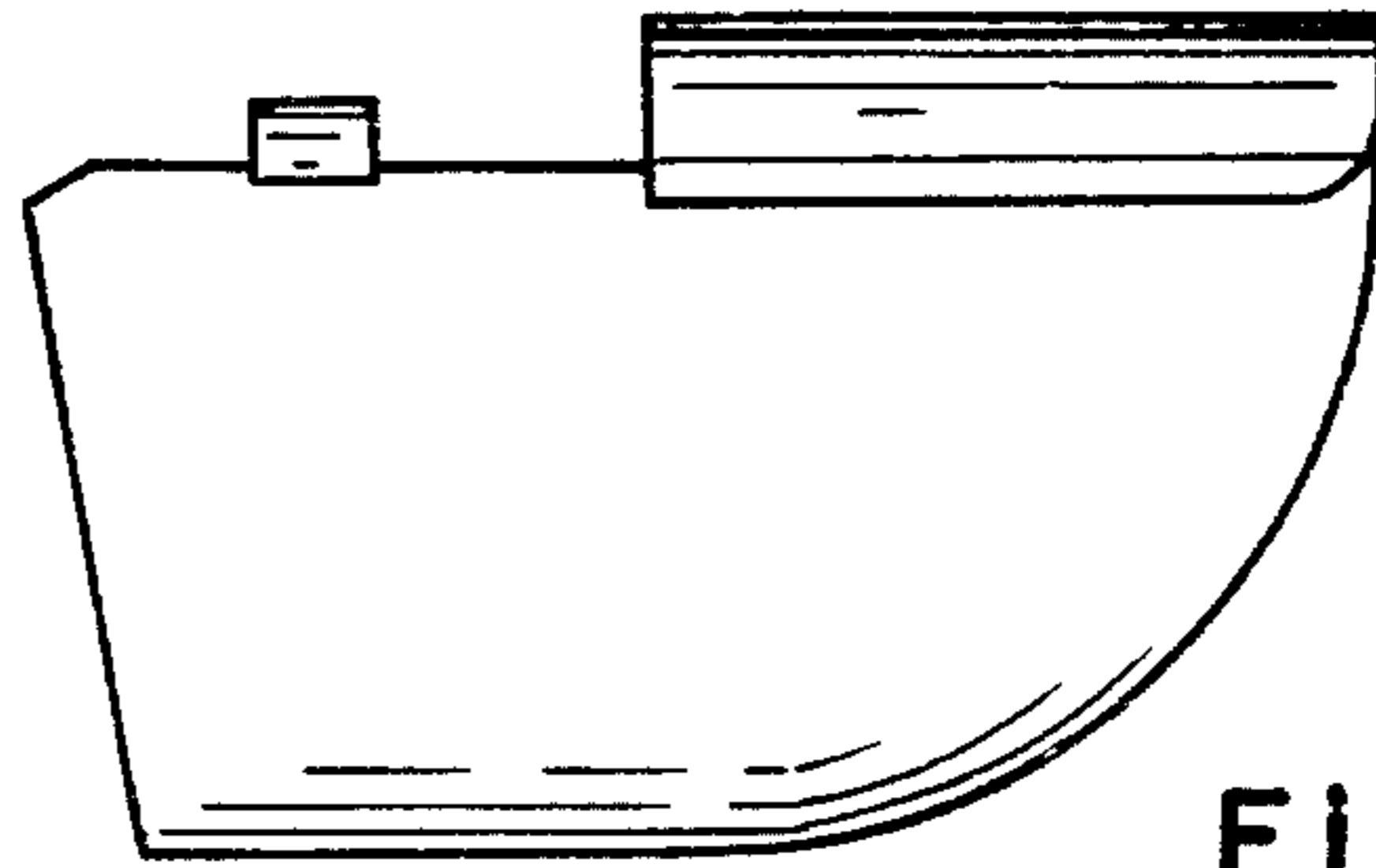


Fig. 2

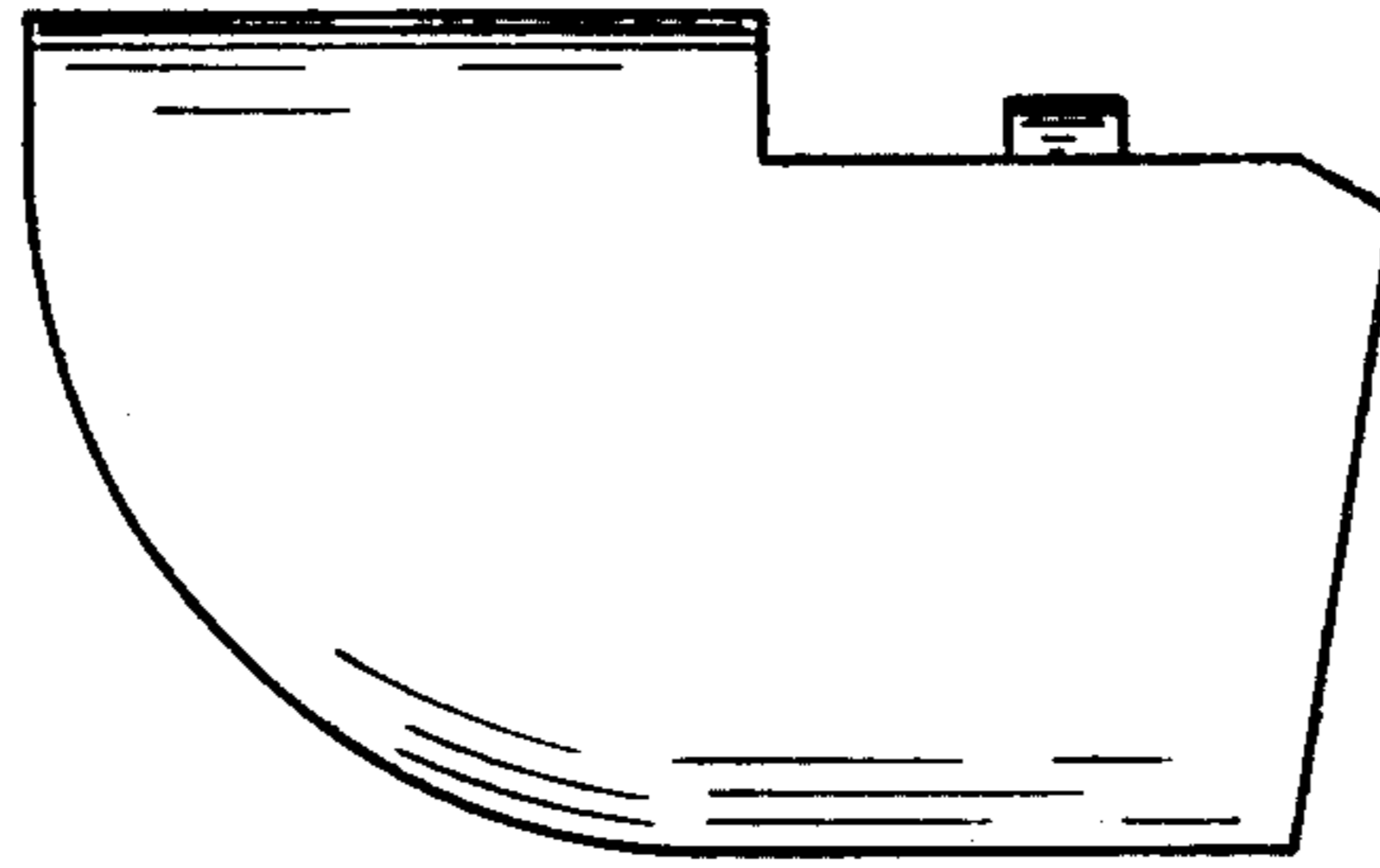


Fig. 3



Fig. 4



Fig. 5



Fig. 6



Fig. 7