

[54] PANEL FOR PHOTOTYPESETTER OR THE LIKE

[75] Inventor: John Price, Peabody, Mass.

[73] Assignee: Xyvision, Inc., Woburn, Mass.

[**] Term: 14 Years

[21] Appl. No.: 612,046

[22] Filed: May 18, 1984

[52] U.S. Cl. D13/35

[58] Field of Search D13/12-13, D13/35, 40-41, 99; D14/100, 102, 104-106, 114-115; D16/27-29; 354/5-7, 18; 364/130, 188; D18/13; D15/138, 141

[56] References Cited

U.S. PATENT DOCUMENTS

D. 202,896	11/1965	Ekers	D14/115
D. 245,159	7/1977	Hardy	D14/102
D. 249,343	9/1978	Ronzani	D14/115
D. 256,232	8/1980	Natoli et al.	D14/102
D. 261,762	11/1981	Urbanus et al.	D14/100
D. 266,426	10/1982	Dresselhaus	D14/115
D. 270,732	9/1983	Braun et al.	D18/13

OTHER PUBLICATIONS

Varietyper Comp/Set 500 Brochure, Nov. 1976, cover, Direct Entry Phototypesetter.

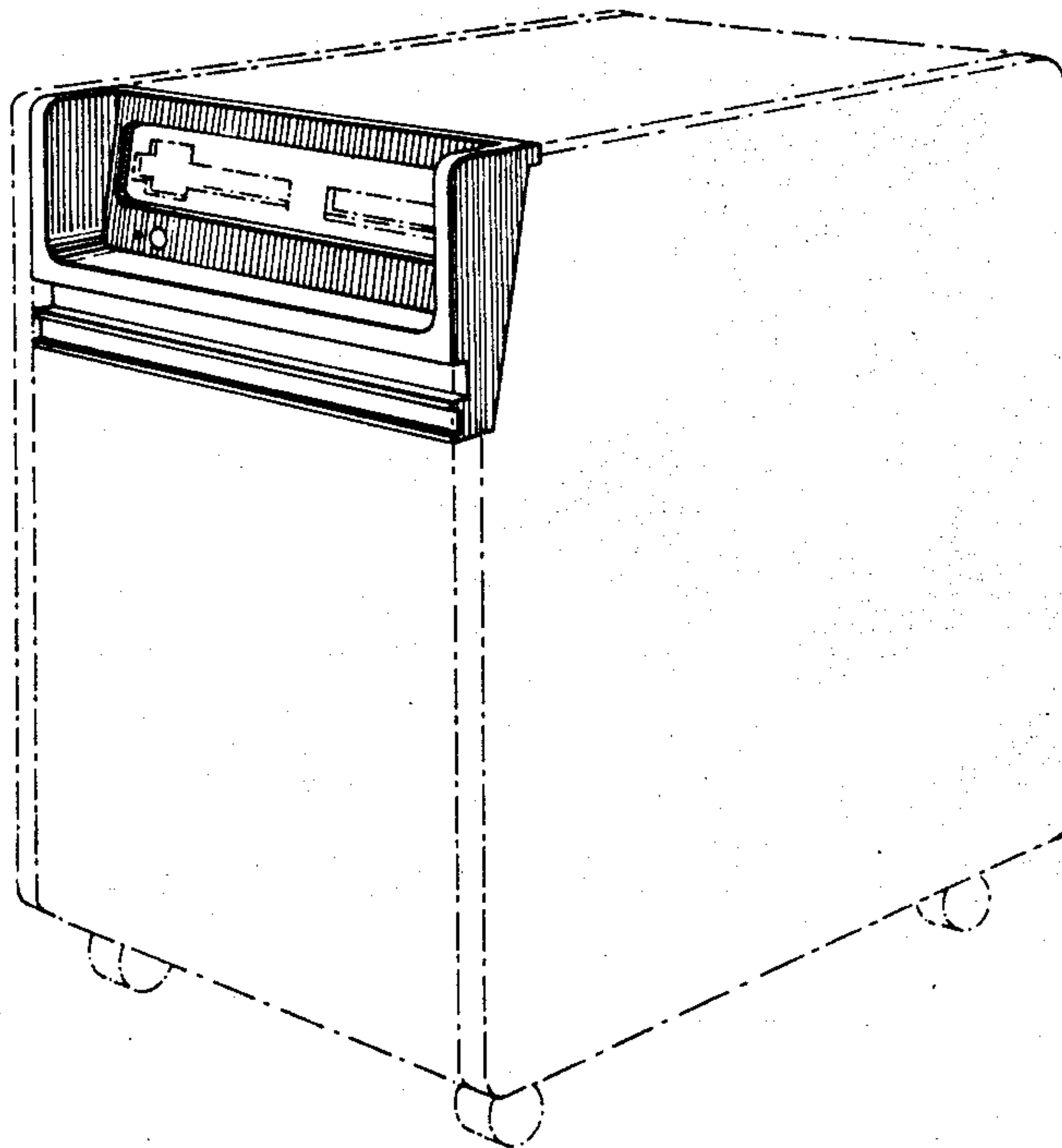
Primary Examiner—Wallace R. Burke
Assistant Examiner—Ruth E. Takemoto
Attorney, Agent, or Firm—Weingarten, Schurgin, Gagnebin & Hayes

[57] CLAIM

The ornamental design for a panel for phototypesetter or the like, as shown and described.

DESCRIPTION

FIG. 1 is a front perspective view of a panel for phototypesetter or the like showing our new design, the broken lines are for illustrative purposes only and form no part of the claimed design;
FIG. 2 is a top plan view thereof;
FIG. 3 is a front elevational view thereof;
FIG. 4 is a side elevational view thereof, the opposite side being a mirror image;
FIG. 5 is a rear elevational view thereof; and
FIG. 6 is a bottom plan view thereof.



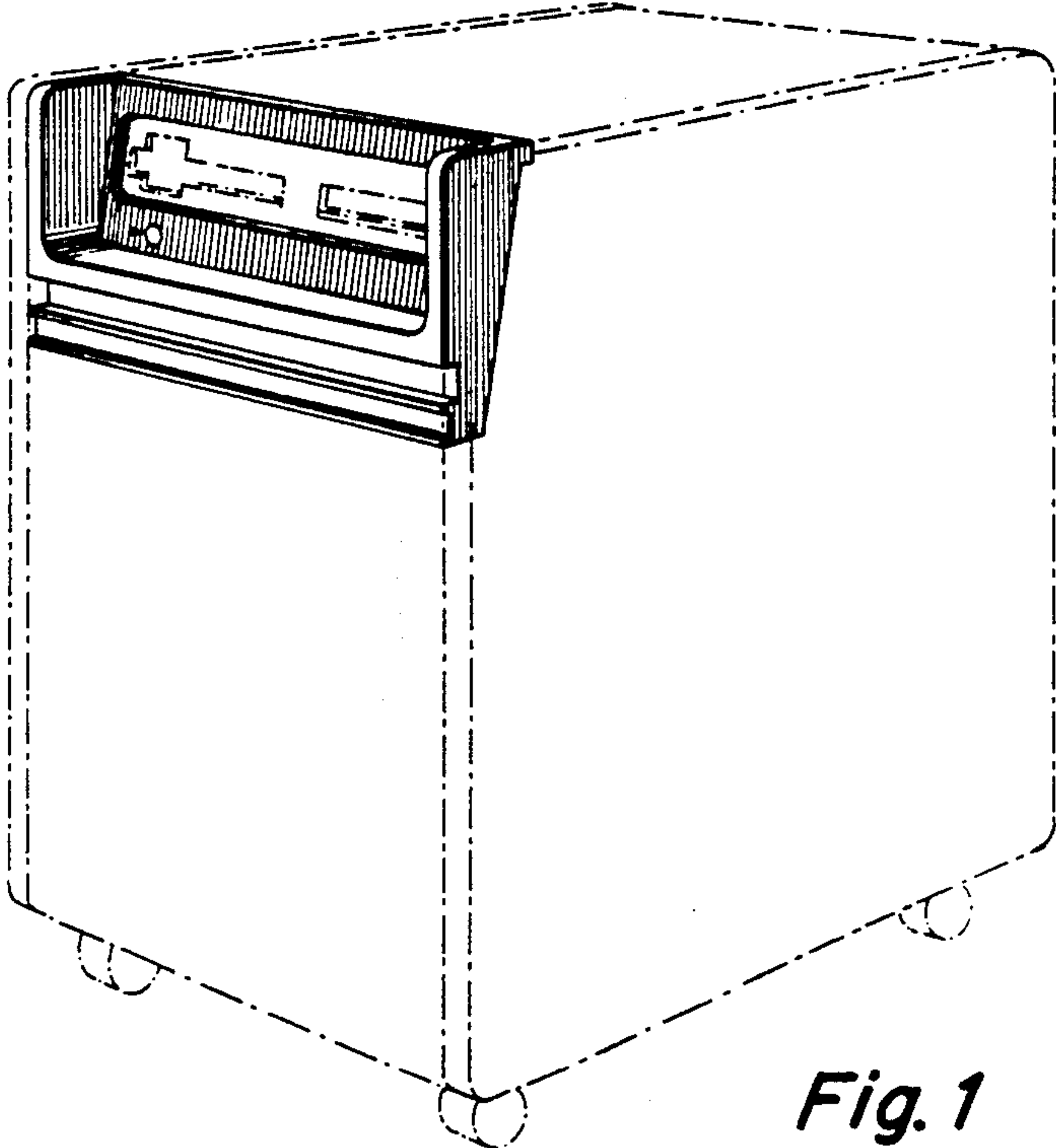


Fig. 1

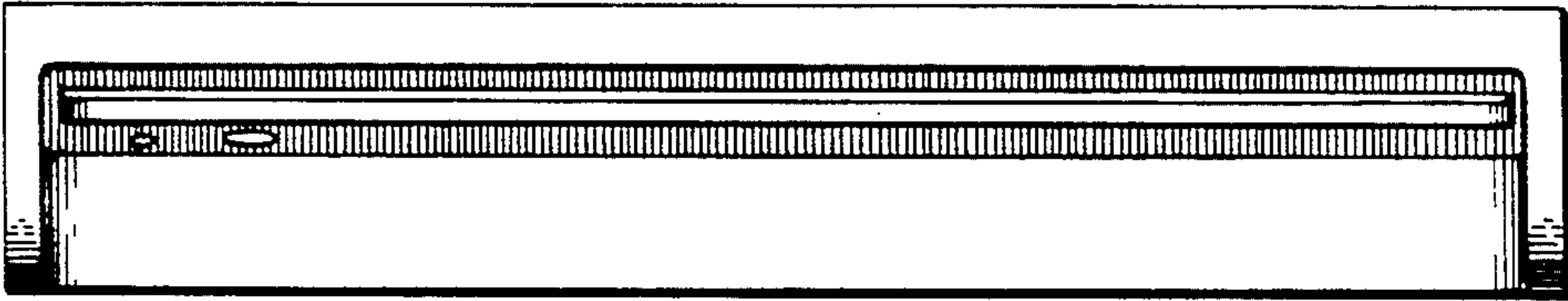


Fig. 2




Fig. 3




Fig. 4

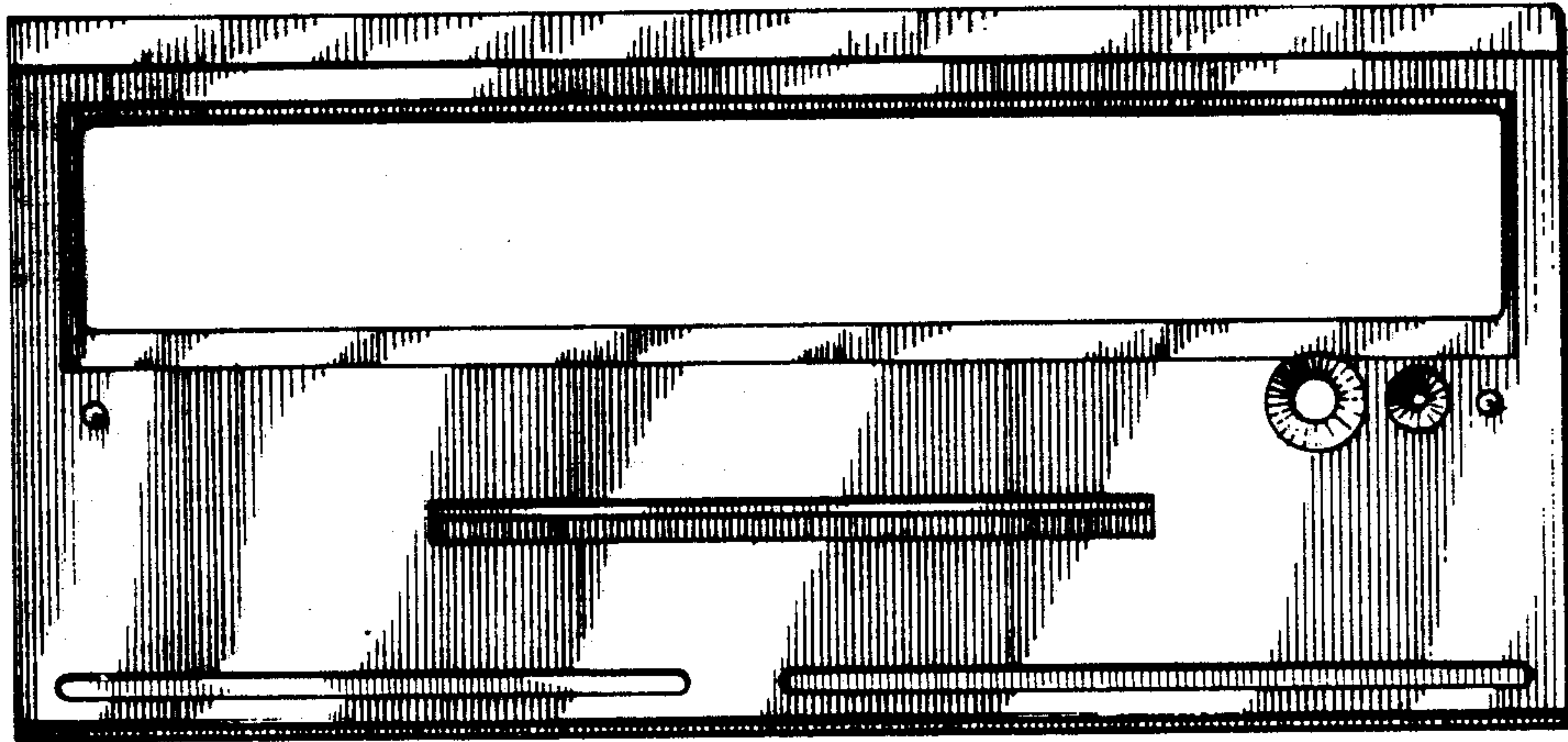


Fig. 5




Fig. 6