

[54] ANCHOR

[75] Inventors: Rocco D. Albertini, Media; Arthur W. McClellan, Aston; Stephen A. Kokoszka, Chester; Patrick C. Girten, Media, all of Pa.

[73] Assignee: Baldt Incorporated, Chester, Pa.

[\*\*] Term: 14 Years

[21] Appl. No.: 712,700

[22] Filed: Mar. 18, 1985

[52] U.S. Cl. .... D12/215

[58] Field of Search ..... D12/215; 114/297-304, 114/306, 309, 310

[56] References Cited

U.S. PATENT DOCUMENTS

- 3,774,569 11/1973 Linnenbank ..... 114/303
- 3,783,815 1/1974 Towne et al. .... 114/302

OTHER PUBLICATIONS

Danforth Co. brochure, Anchors and Anchoring 2nd Edition, ©1956, p. 14, 14,000 lb Danforth.

Primary Examiner—James M. Gandy  
Assistant Examiner—Kay H. Chin  
Attorney, Agent, or Firm—Cushman, Darby & Cushman

[57] CLAIM

The ornamental design for an anchor, as shown and described.

DESCRIPTION


FIG. 1 is a perspective view of the anchor of our new design showing the flukes in one of their limiting positions;


FIG. 2 is an enlarged end view of the anchor of our new design showing the flukes in a central position intermediate the two limiting positions thereof, both the left hand end view and the right hand end view being identical;

FIG. 3 is a front elevational view of the anchor in the position shown in FIG. 2, the rear elevational view being the same as the front elevational view, it being understood that the horizontal stack has been broken away for convenience of illustration;

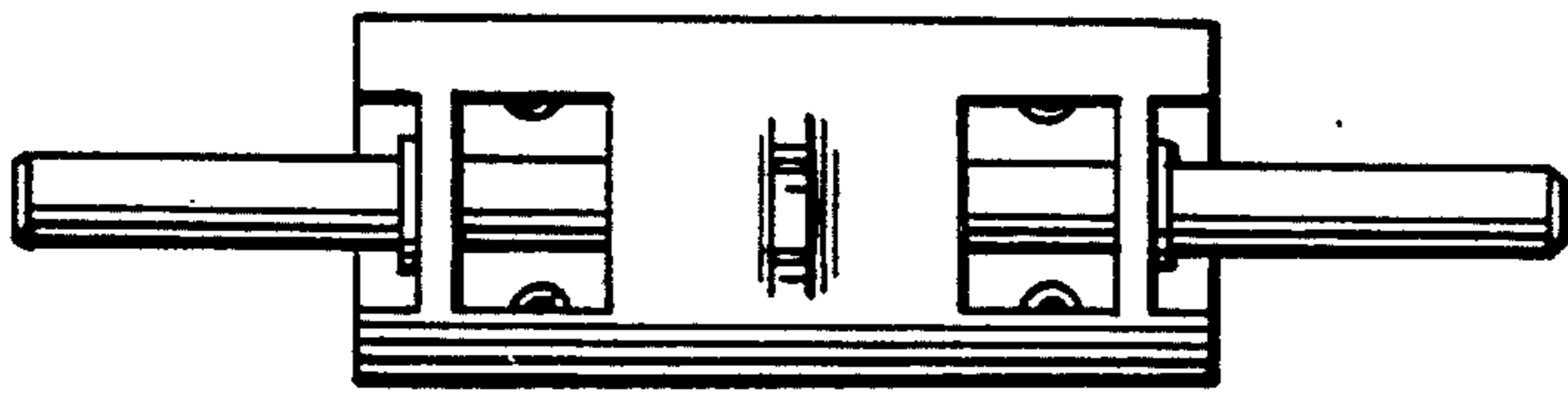
FIG. 4 is a reduced bottom view of the anchor in the position shown in FIGS. 2 and 3;

FIGS. 5 through 8 are cross-sectional views taken along the lines 5—5 thru 8—8 of FIG. 3.

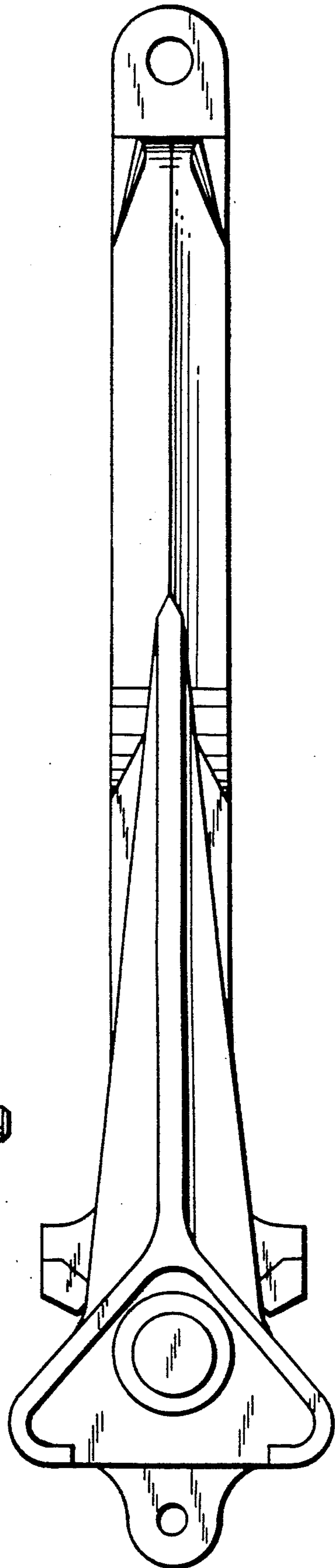




*Fig. 1*



*Fig. 7*



*Fig. 2*

