

[54] **ADJUSTABLE SOFA**

[75] **Inventor: Rodrigo Rodriquez, Carimate, Italy**

[73] **Assignee: Cassina S.p.A., Meda, Italy**

[**] **Term: 14 Years**

[21] **Appl. No.: 690,150**

[22] **Filed: Jan. 10, 1985**

[30] **Foreign Application Priority Data**

Jul. 11, 1984 [IT] Italy 22542/84[U]

[52] **U.S. Cl. D6/367; D6/336; D6/381**

[58] **Field of Search D6/334, 367, 368, 375, D6/376, 380, 391; 297/233, 234, 445**

[56] **References Cited**

U.S. PATENT DOCUMENTS

- D. 155,624 10/1949 Pahlmann D6/336
- D. 192,115 1/1962 Ziegenfuss D6/336
- D. 245,951 10/1977 Lande D6/336
- D. 280,055 8/1985 Offredi D6/381
- D. 280,955 10/1985 Hopfer D6/381 X
- D. 280,956 10/1985 Offredi D6/381

OTHER PUBLICATIONS

Interiors, Jan. 1974, p. 101, Settee top center.

Primary Examiner—Bruce W. Dunkins

Attorney, Agent, or Firm—Karl F. Ross; Herbert Dubno

[57] **CLAIM**

The ornamental design for an adjustable sofa, as shown and described.

DESCRIPTION

FIG. 1 is a front perspective view of an adjustable sofa showing my design;

FIG. 2 is a front perspective view;

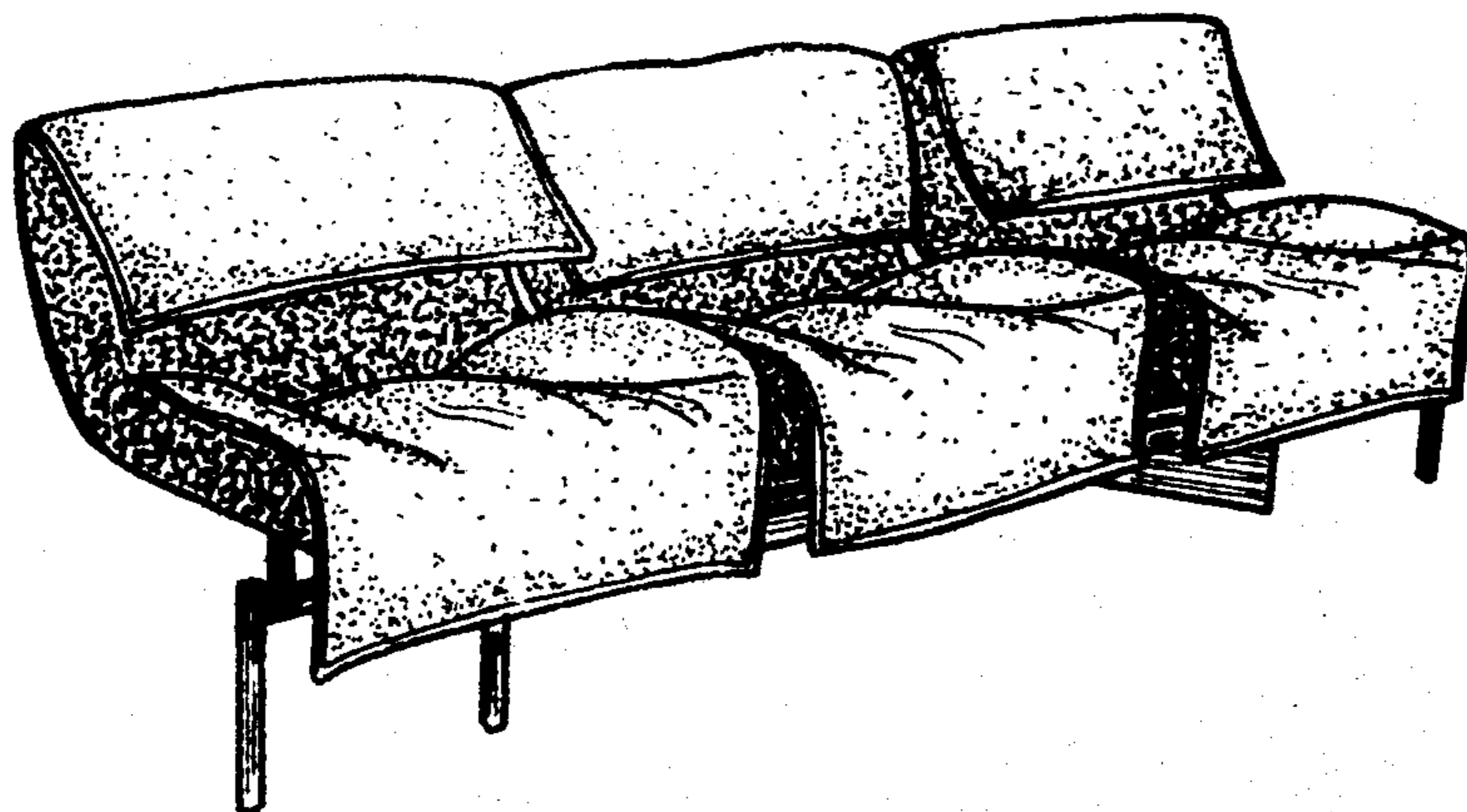
FIG. 3 is a perspective view showing one of the two identical ends;

FIG. 4 is a rear perspective view;

FIG. 5 is a rear perspective view wherein one of the seats is shown in an alternate position;

FIG. 6 is a rear perspective view wherein the two end seats are shown in alternate positions; and

FIG. 7 is a front perspective view of the sofa of FIG. 6 wherein the adjustable backrests are shown in raised position.



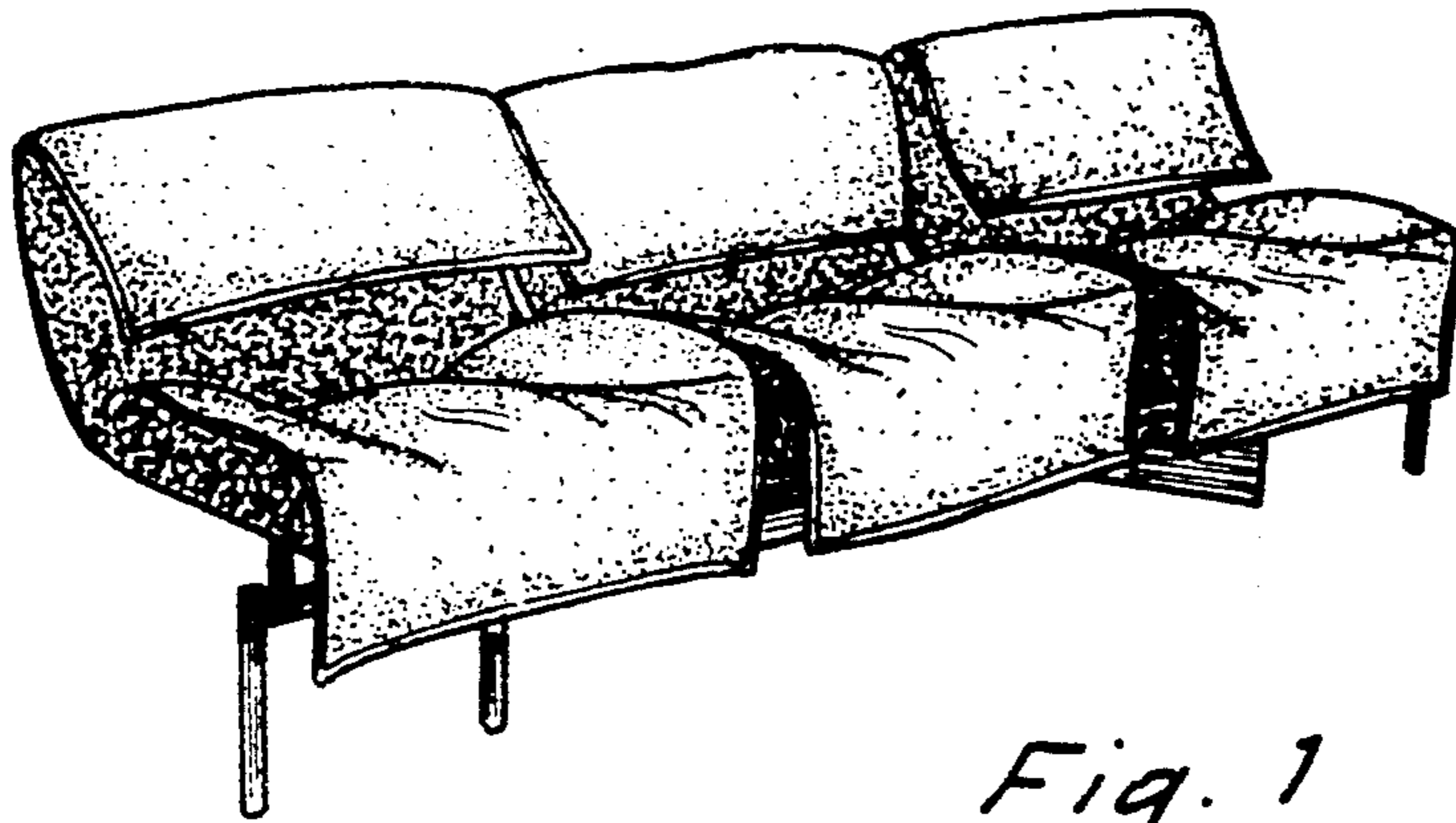


Fig. 1




Fig. 2




Fig. 3




Fig. 4




Fig. 5




Fig. 6

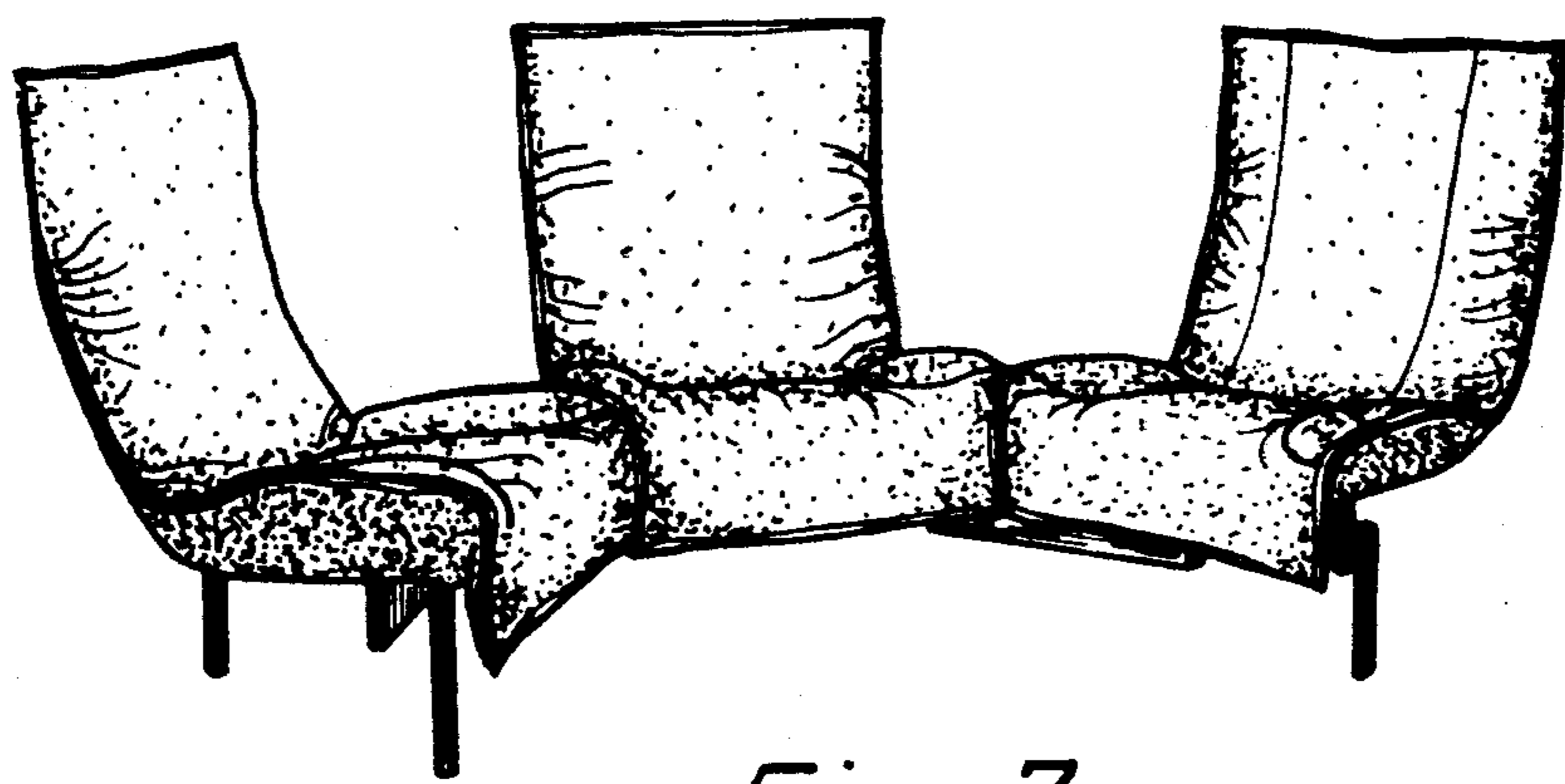


Fig. 7