

[54] SHOE SOLE

[75] Inventor: Brenda Kelley, Beaverton, Oreg.

[73] Assignee: Pensa, Inc., Portland, Oreg.

[**] Term: 14 Years

[21] Appl. No.: 899,123

[22] Filed: Aug. 22, 1986

[52] U.S. Cl. D2/320; 36/32 R

[58] Field of Search D2/319, 320, 309, 310, D2/322, 274; 36/25 R, 32 R, 83-84, 114, 59 R, 59 A, 59 C, 129

[56] References Cited

U.S. PATENT DOCUMENTS

D. 136,381	9/1943	Ghez	D2/320
D. 229,644	12/1973	Persson	D2/320
D. 231,584	5/1974	Edmonds .	
D. 266,371	10/1982	Stubblefield	D2/320
D. 274,574	6/1984	Stubblefield .	
D. 275,146	8/1984	Kilgore .	
D. 281,543	12/1985	Nagano	D2/320
D. 285,023	8/1986	Tong et al. .	
D. 285,984	10/1986	Tong	D2/320
1,541,234	6/1925	McKnight	36/59 C
4,449,307	5/1984	Stubblefield .	
4,498,251	2/1985	Shin .	
4,569,142	2/1986	Askinasi .	
4,624,062	11/1986	Autry	36/114

FOREIGN PATENT DOCUMENTS

2113143	10/1972	Fed. Rep. of Germany	36/32 R
538093	6/1922	France	36/59 C
1002485	10/1952	France .	
218631	12/1941	Switzerland	36/59 C
2136670	9/1984	United Kingdom	36/114

OTHER PUBLICATIONS

1975 Pro Keds Catalogue, Cheetah.
Footwear News, Feb. 4, 1985, p. 166-Tribute.
Footwear News-10/7/85-p. 24-Shoe Sole at center--right.

Primary Examiner—Nelson C. Holtje
Attorney, Agent, or Firm—Saidman, Sterne, Kessler & Goldstein

[57] CLAIM

The ornamental design for a shoe sole, as shown and described.

DESCRIPTION

FIG. 1 is a bottom plan view of a shoe sole showing my new design, the top being plain and unornamented; FIG. 2 is a left side elevational view thereof; FIG. 3 is a right side elevational view thereof; FIG. 4 is a front elevational view thereof; and FIG. 5 is a rear elevational view thereof. The broken line showing of a shoe in FIGS. 1-5 and the area within are environmental only and form no part of the claimed design.

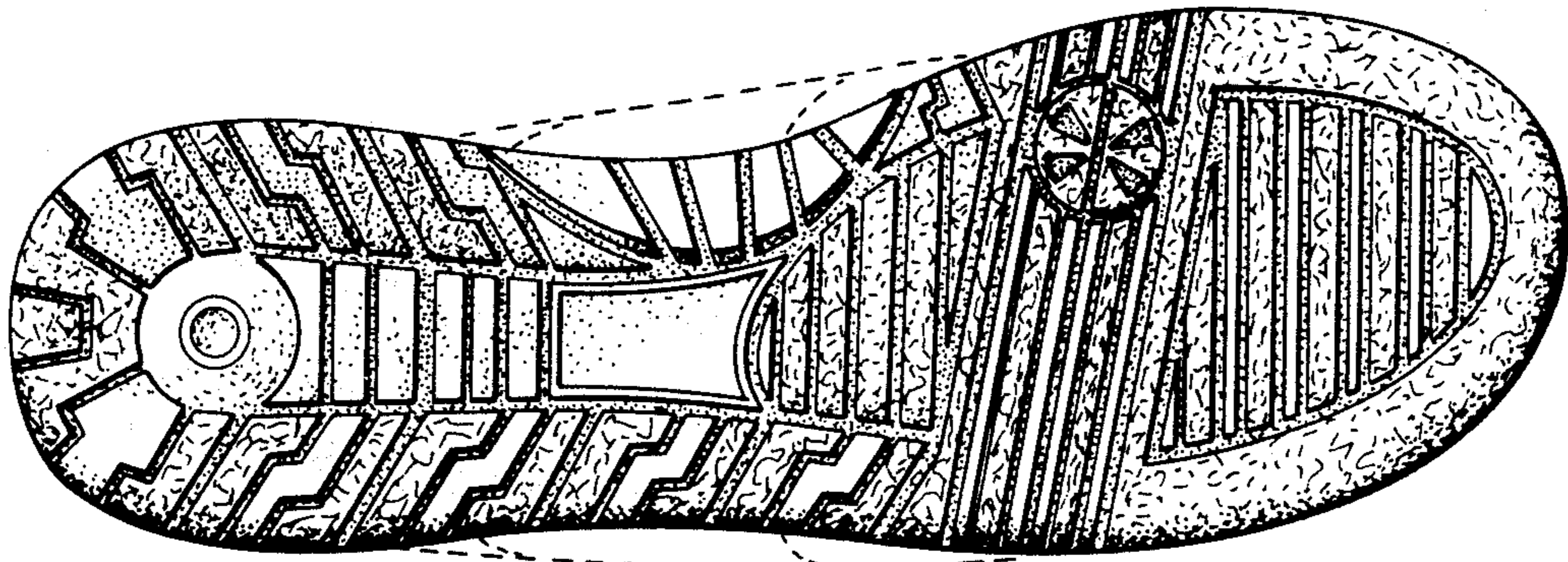


FIG. 1

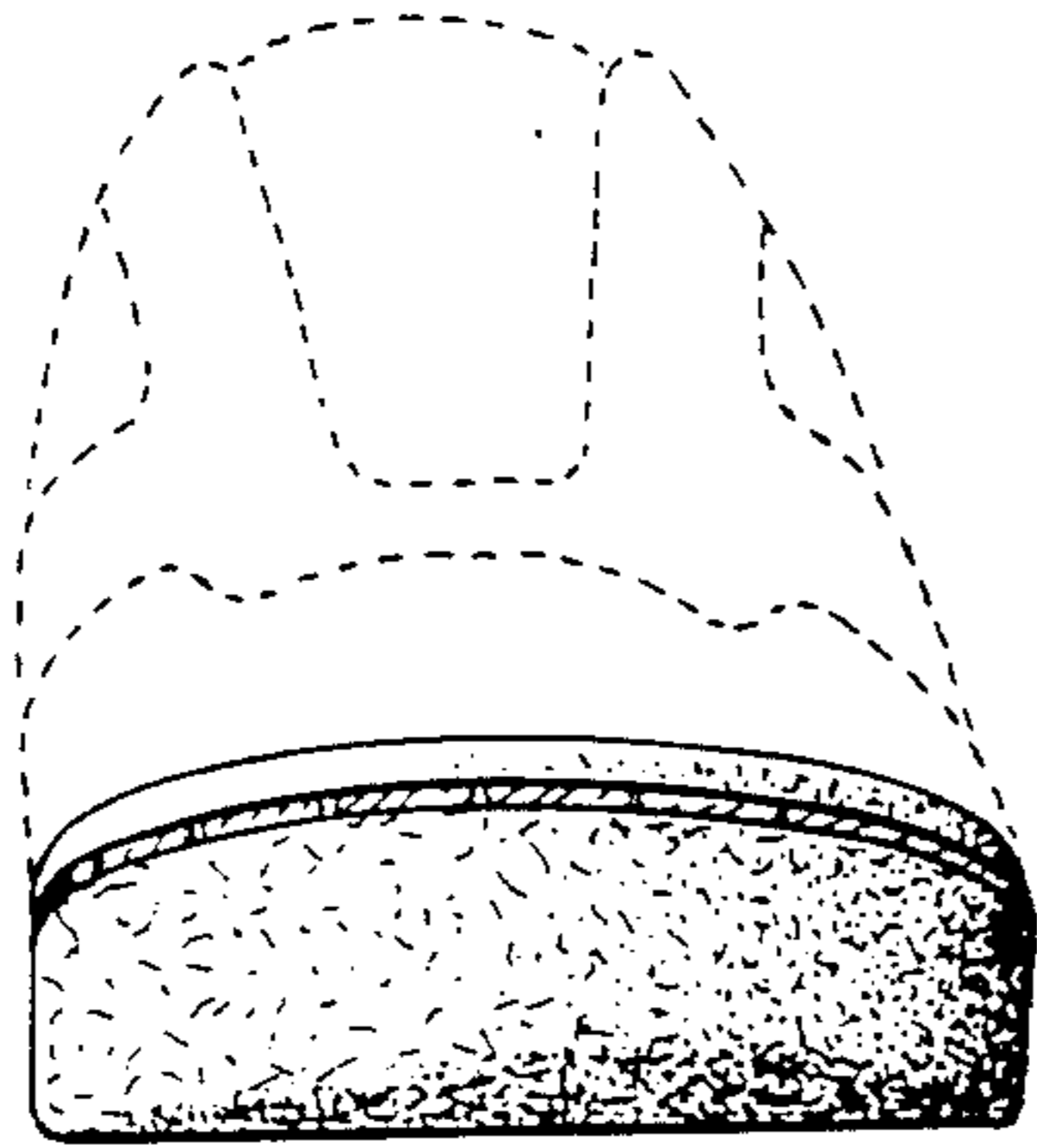
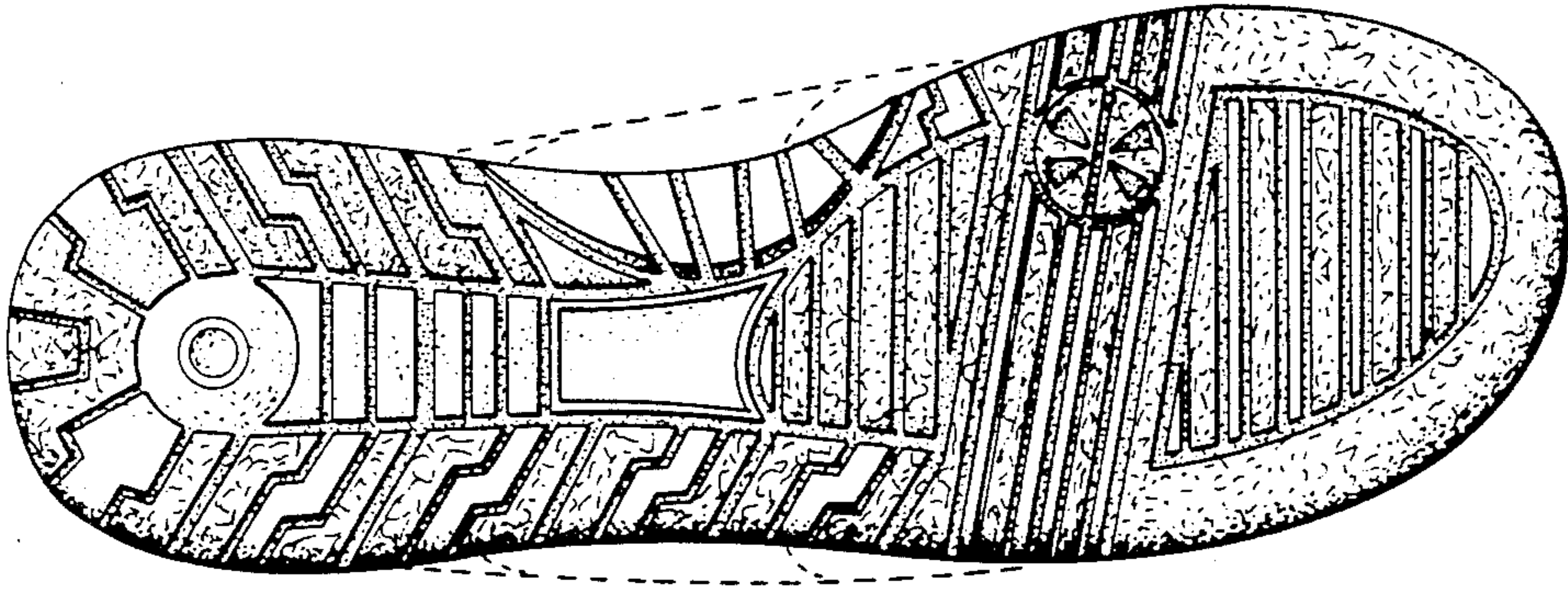


FIG. 4

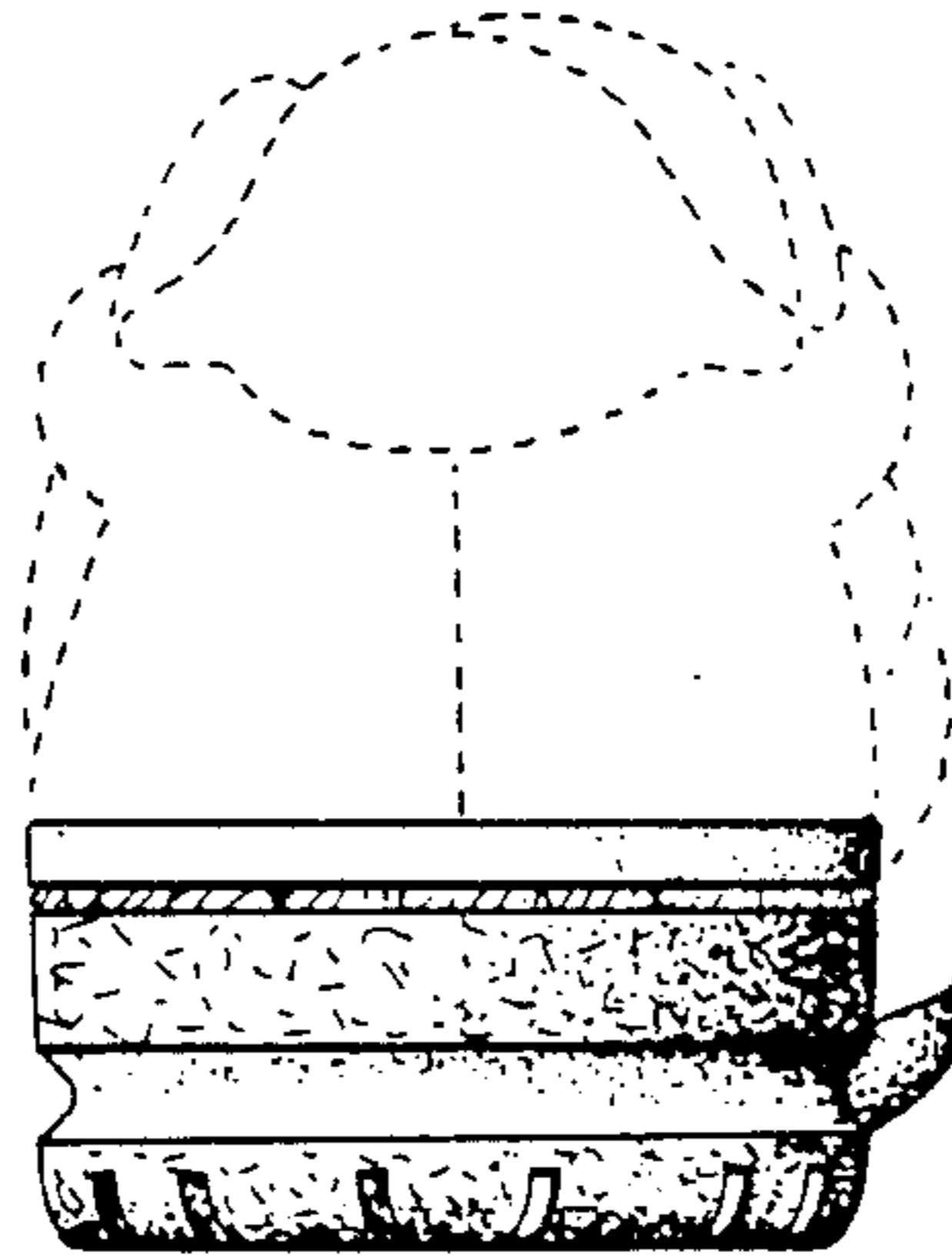


FIG. 5

FIG. 2

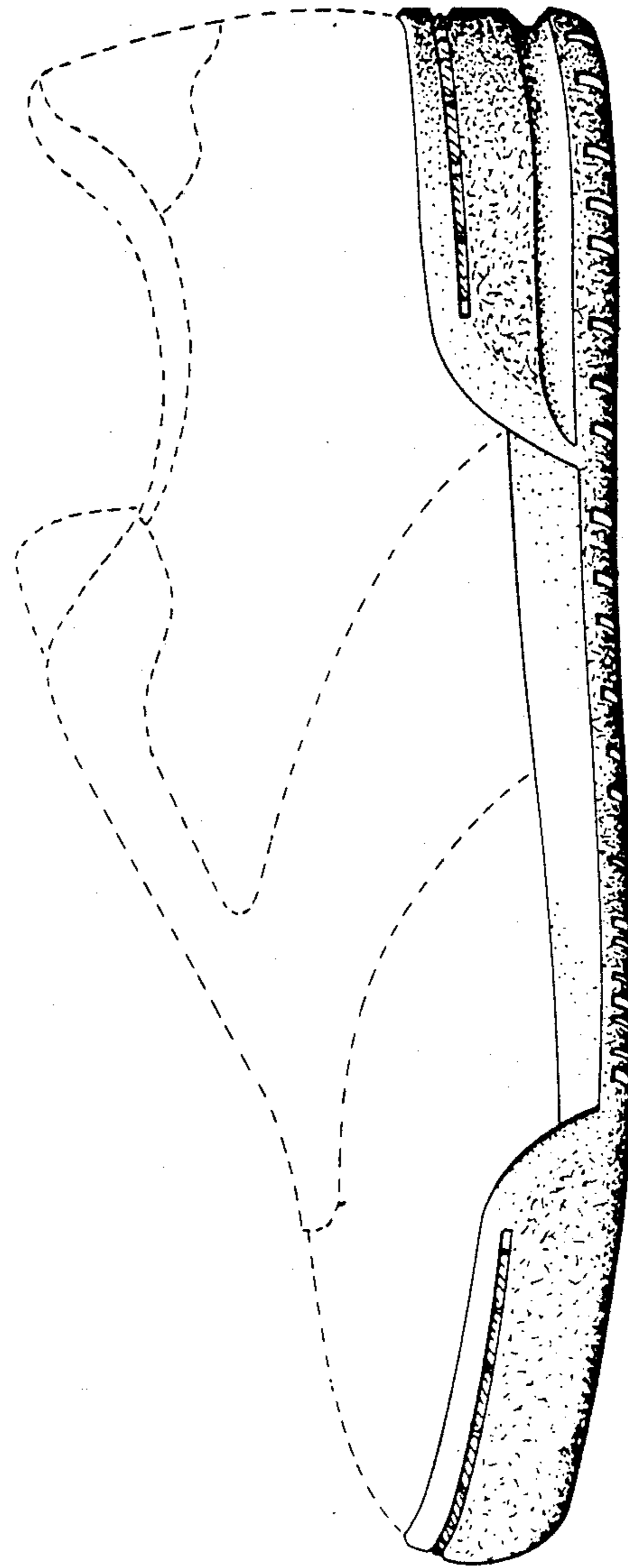
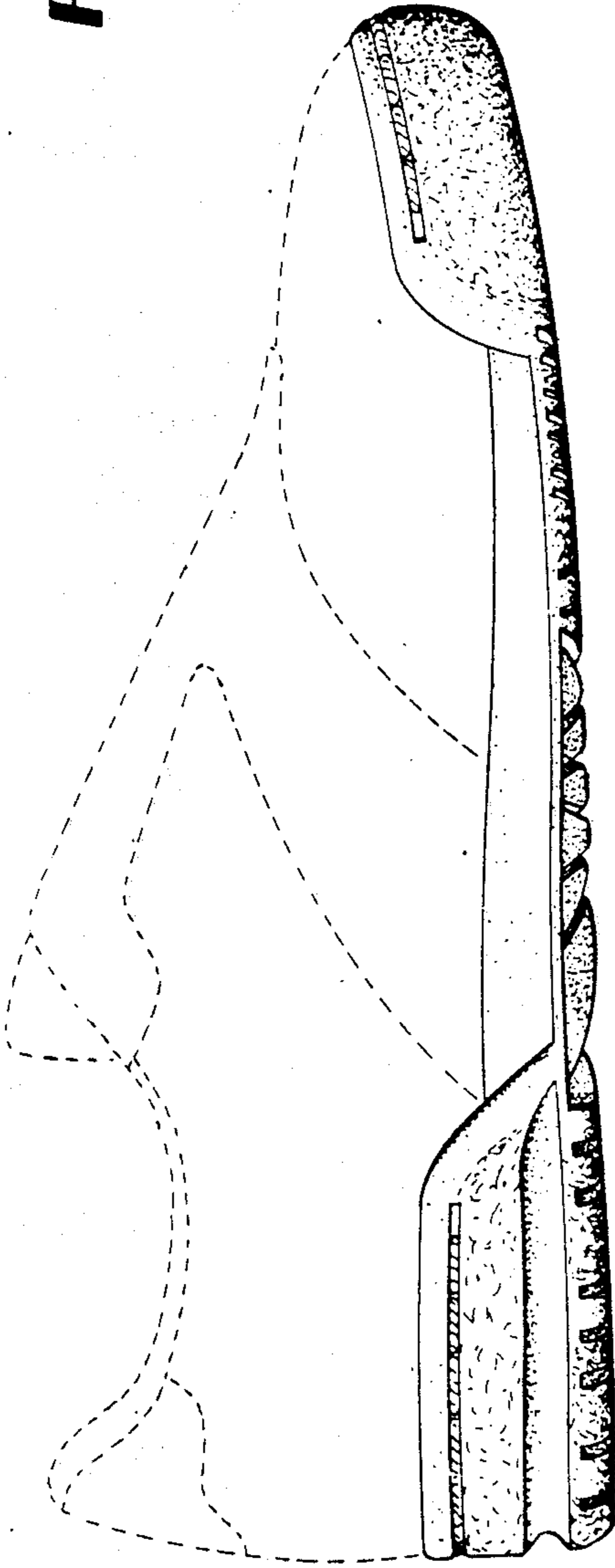


FIG. 3