

[54] HOUSING FOR A DESK TELEPHONE  
PAYSTATION BASE

[75] Inventor: E. Randall Cochran, Decatur, Ala.

[73] Assignee: GTE Communication Systems,  
Northlake, Ill.

[\*\*] Term: 14 Years

[21] Appl. No.: 702,283

[22] Filed: Feb. 15, 1985

[52] U.S. Cl. .... D14/60; D14/55;  
D14/62

[58] Field of Search ..... D14/53, 55, 60, 62;  
379/155, 144, 143

[56] References Cited

U.S. PATENT DOCUMENTS

- D. 57,022 1/1921 Steen ..... D21/111
- D. 157,849 3/1950 Dreyfuss ..... D14/65
- D. 203,505 1/1966 Bohm ..... D14/65 X
- D. 203,831 2/1966 Chipping ..... D14/53
- D. 216,641 2/1970 Phillips ..... D14/65
- D. 232,648 9/1974 Brass ..... D21/111
- D. 233,611 11/1974 Kramer ..... D14/55
- D. 247,491 3/1978 Fukershima et al. .... D14/56

- D. 253,703 12/1979 Hillmer et al. .... D14/65
- D. 259,260 5/1981 Blomborg ..... D14/53
- D. 260,769 9/1981 Thomas ..... D21/111
- D. 263,611 3/1982 Bergman ..... D21/111
- D. 268,674 4/1983 Jordan ..... D21/111
- D. 270,260 8/1983 Appel et al. .... D14/55 X
- D. 275,196 8/1984 Huang ..... D14/54
- D. 284,659 7/1986 Marlin ..... D21/62 X


Primary Examiner—Wallace R. Burke  
Assistant Examiner—Horace B. Fay  
Attorney, Agent, or Firm—Robert J. Black

[57] CLAIM

The ornamental design for a housing for a desk telephone paystation base, as shown and described.

DESCRIPTION

FIG. 1 is a front, top and right side perspective view of a housing for a desk telephone paystation base showing my new design;  
FIG. 2 is a top plan view thereof;  
FIG. 3 is a front elevational view thereof;  
FIG. 4 is a left side elevational view thereof; and  
FIG. 5 is a right side elevational view thereof.  
The broken line showing of a switch hook, coin apertures and dial pushbutton is for illustrative purposes only and forms no part of the claimed design.






FIG. 1

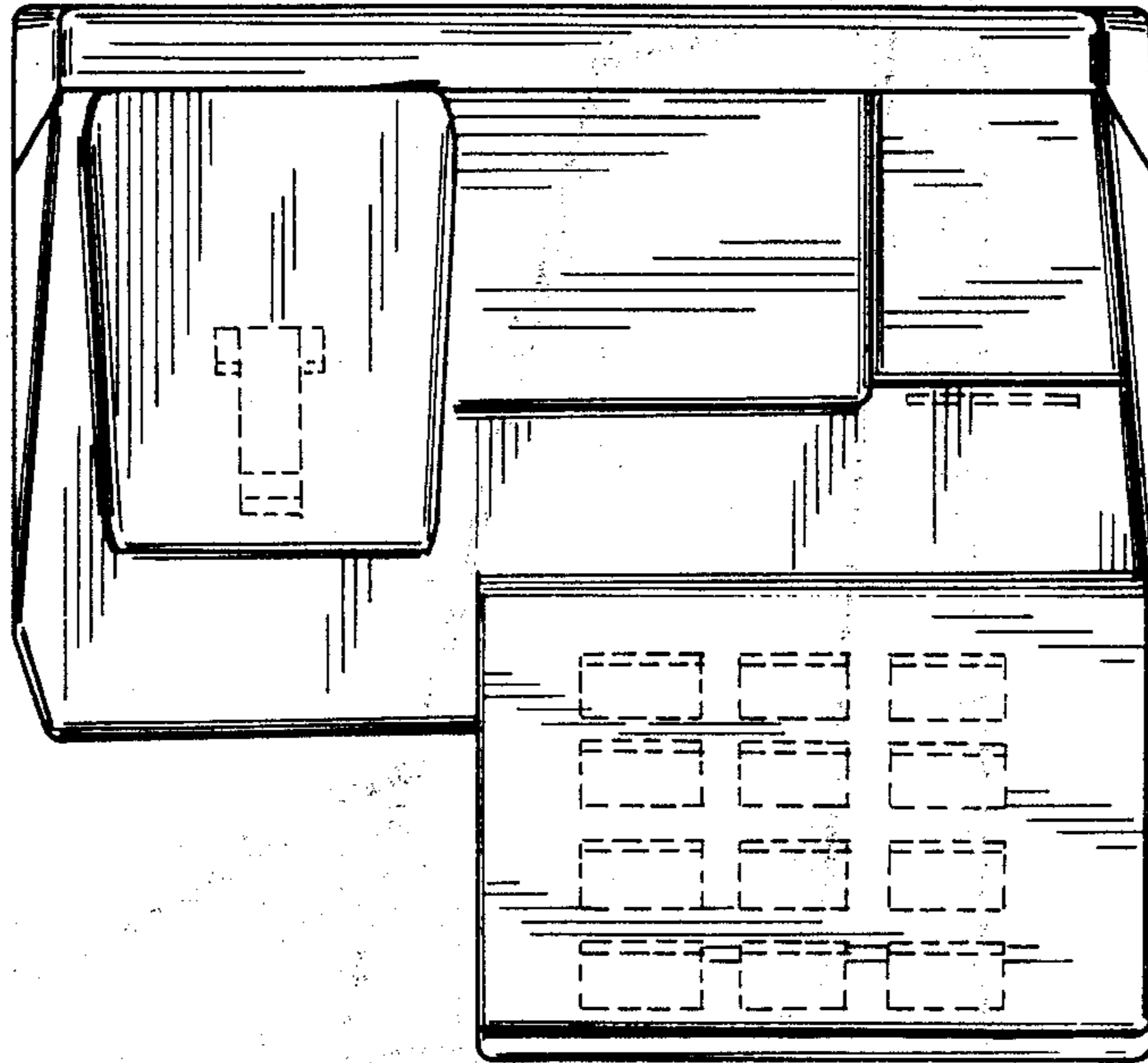


FIG. 2

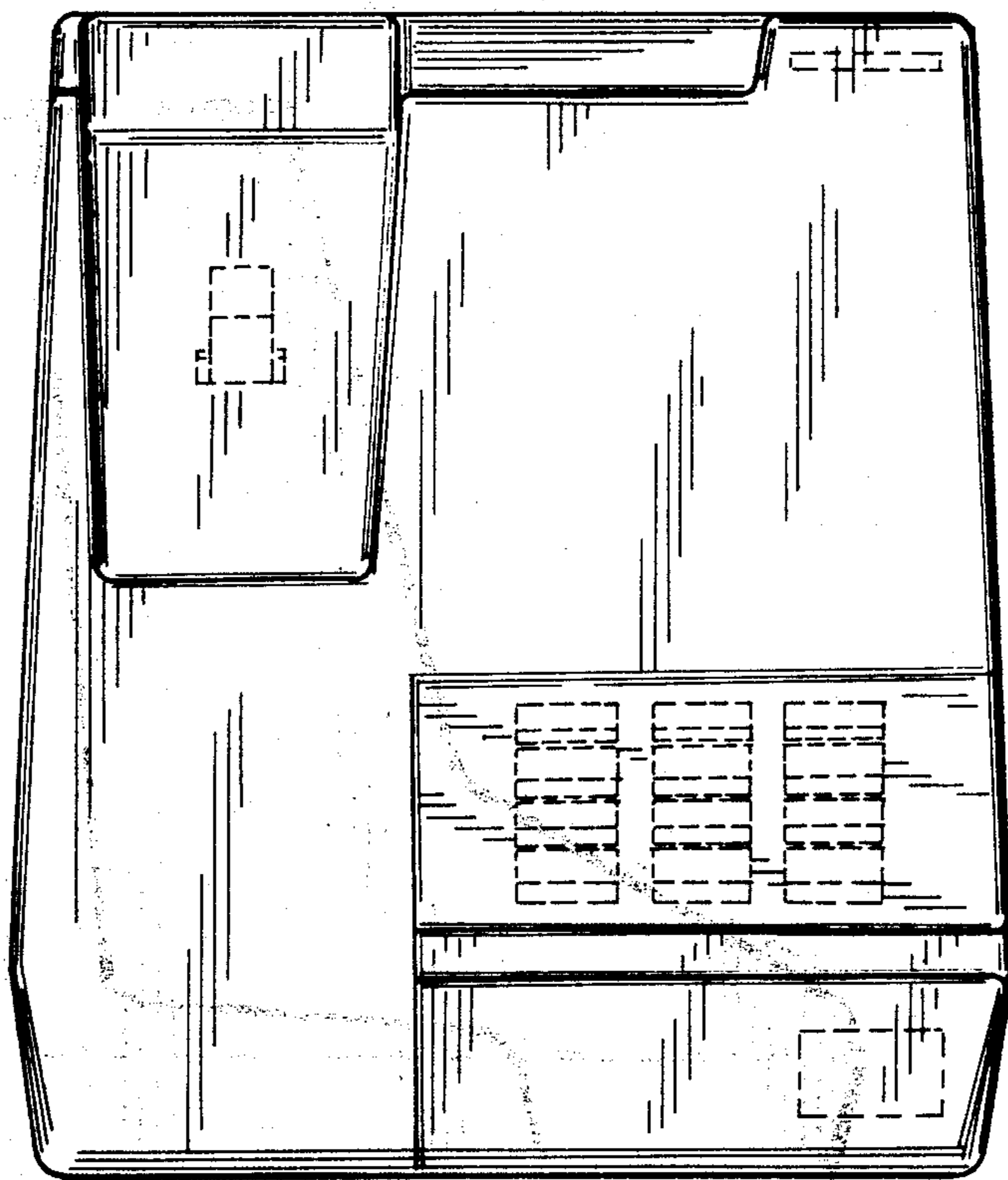


FIG. 3

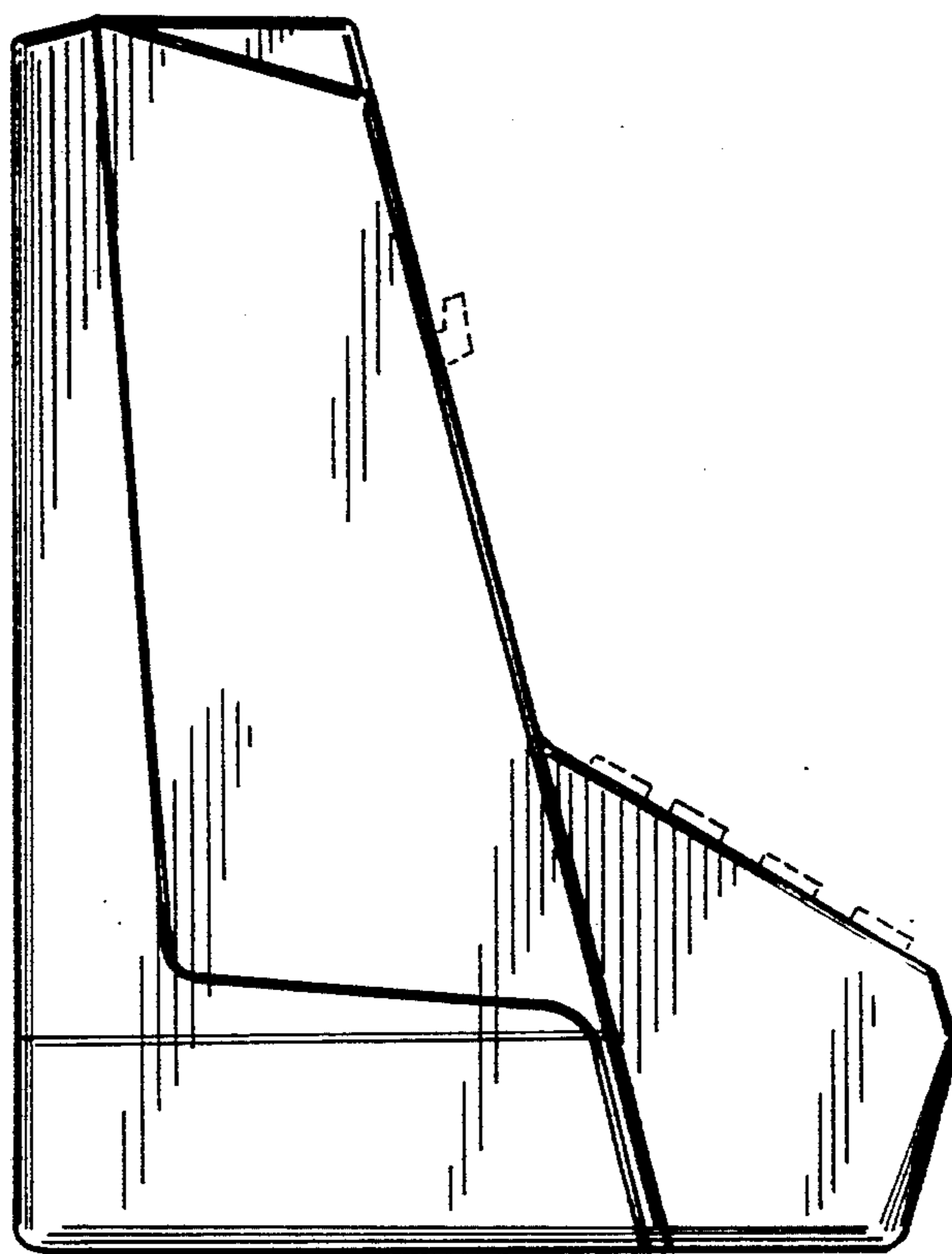


FIG. 4

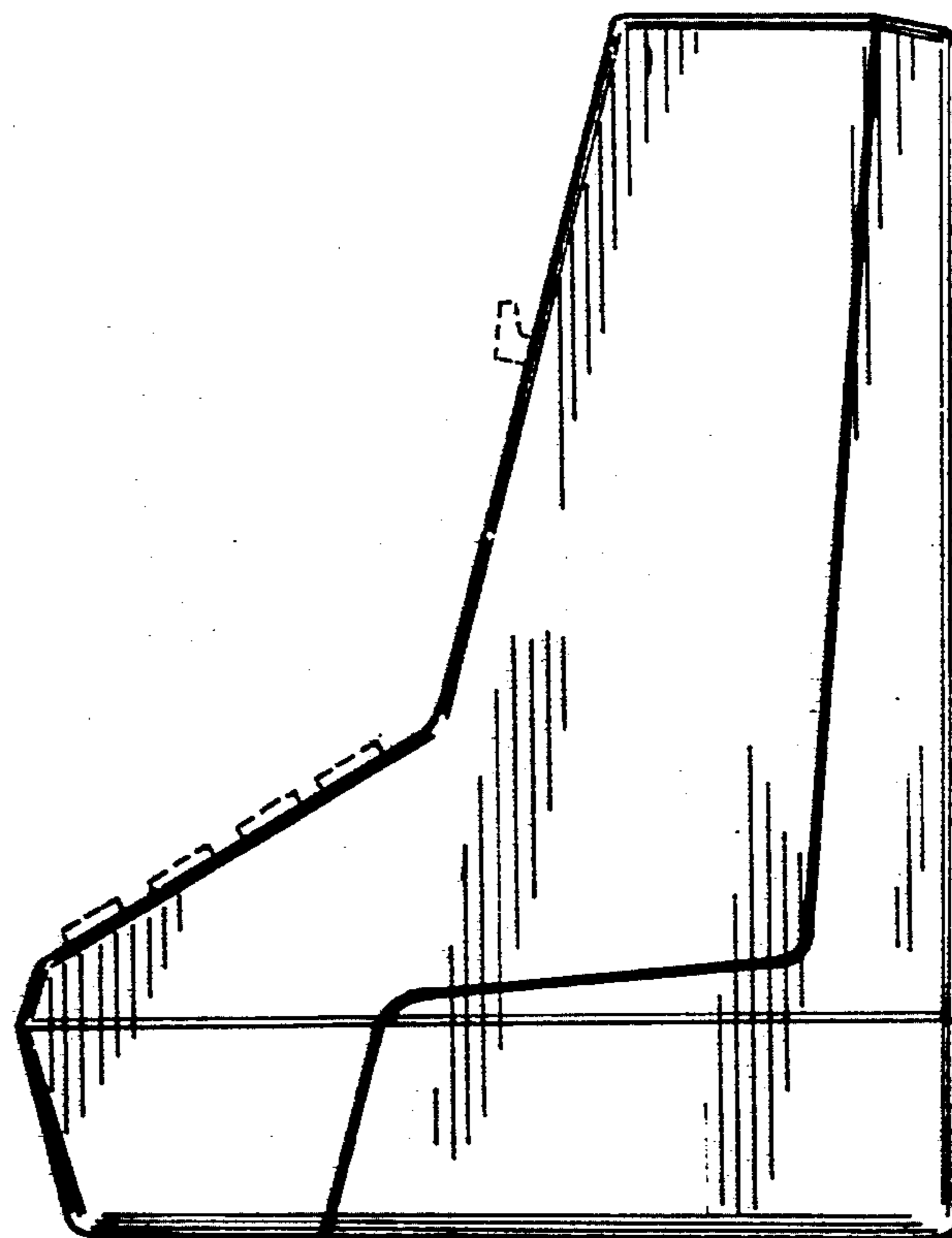


FIG. 5