

- [54] SAIL
- [76] Inventor: **Howard N. Christ**, 291 Cedar Ave.,
Islip, N.Y. 11751
- [**] Term: **14 Years**
- [21] Appl. No.: **791,982**
- [22] Filed: **Oct. 28, 1985**
- [52] U.S. Cl. **D12/317; D12/303**
- [58] Field of Search **D12/303, 317, 304;**
114/61, 102, 103; D9/456; D11/118; D6/596,
604, 582, 583; 206/522

[56] **References Cited**

U.S. PATENT DOCUMENTS

| | | | | |
|------------|---------|----------------|-------|---------|
| D. 180,063 | 4/1957 | Burton | | D6/604 |
| D. 224,236 | 7/1972 | Notarianni | | D11/118 |
| D. 268,646 | 4/1983 | Hudson, Jr. | | D9/456 |
| D. 275,743 | 10/1984 | Williams | | D11/118 |
| D. 281,752 | 12/1985 | Dickens et al. | | D6/583 |
| 2,159,923 | 5/1939 | Willard | | 114/103 |
| 3,903,826 | 9/1975 | Andersen | | 114/103 |
| 4,637,333 | 1/1987 | Christ | | 114/103 |

FOREIGN PATENT DOCUMENTS

2551021 3/1985 France 114/103

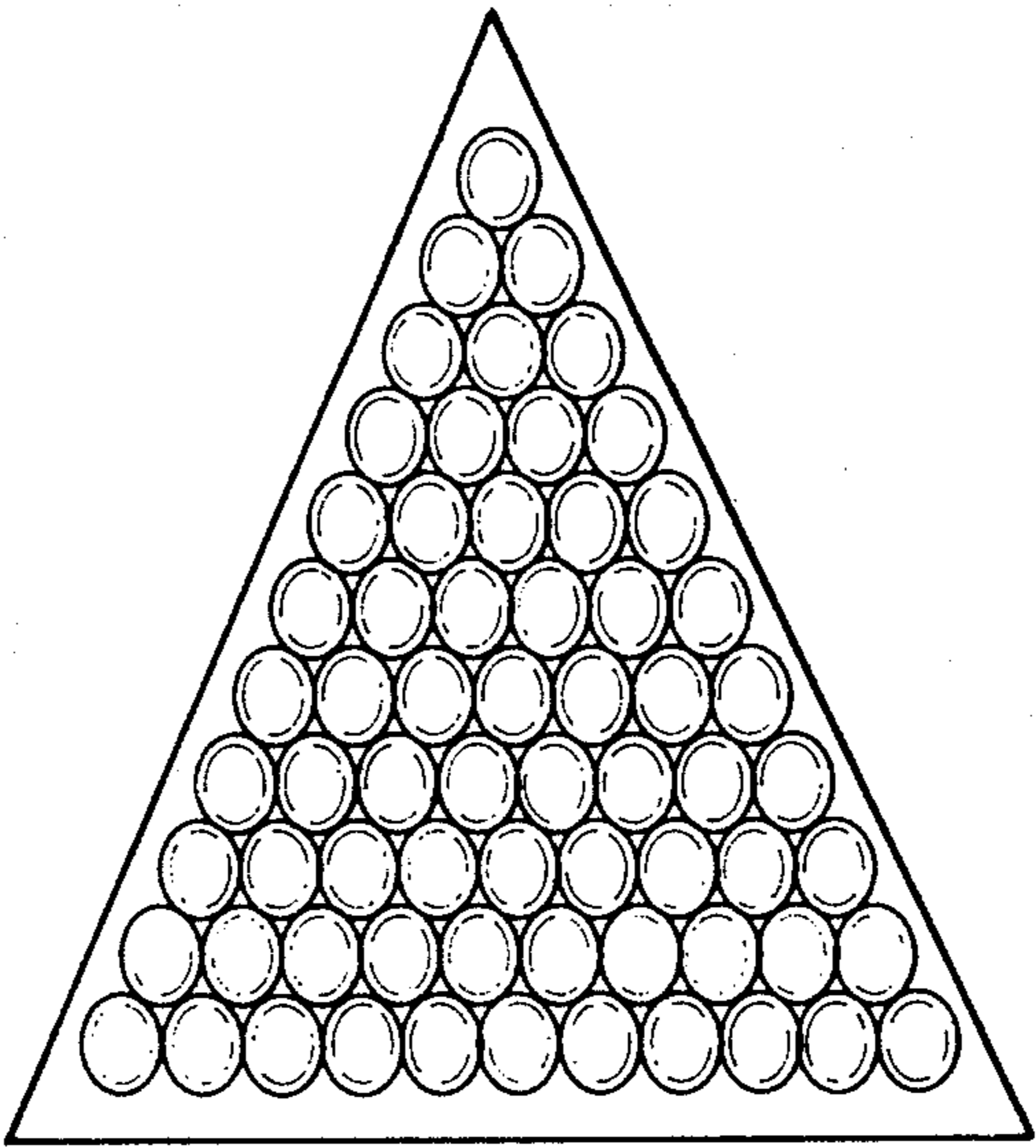
Primary Examiner—James M. Gandy
Assistant Examiner—Kay H. Chin
Attorney, Agent, or Firm—Edward H. Loveman

[57] **CLAIM**

The ornamental design for a sail, as shown and described.

DESCRIPTION

FIG. 1 is a front elevation view of a sail showing my new design;
FIG. 2 is a right side elevation view thereof, the left side elevation view being a mirror image of that shown;
FIG. 3 is a bottom plan view thereof;
FIG. 4 is a top plan view thereof;
FIG. 5 is a front elevation view of a sail showing a second embodiment of my new design.
The side, top and bottom views of the second embodiment shown in FIG. 5 are identical to FIGS. 2, 3 and 4.
The rear view of the sail shown in FIGS. 1 and 5 is flat and unornamented.



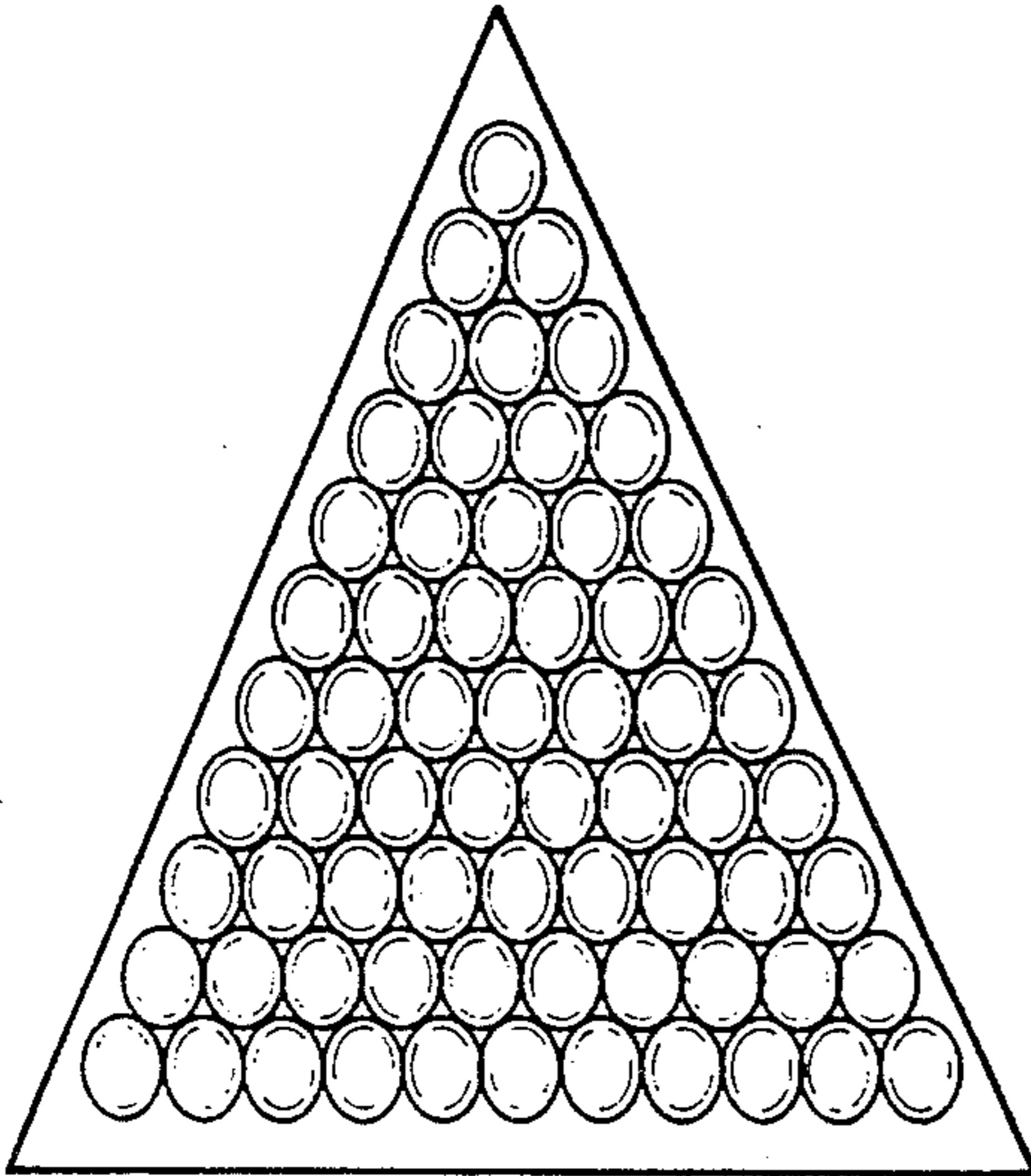


FIG. 1



FIG. 2



FIG. 3



FIG. 4

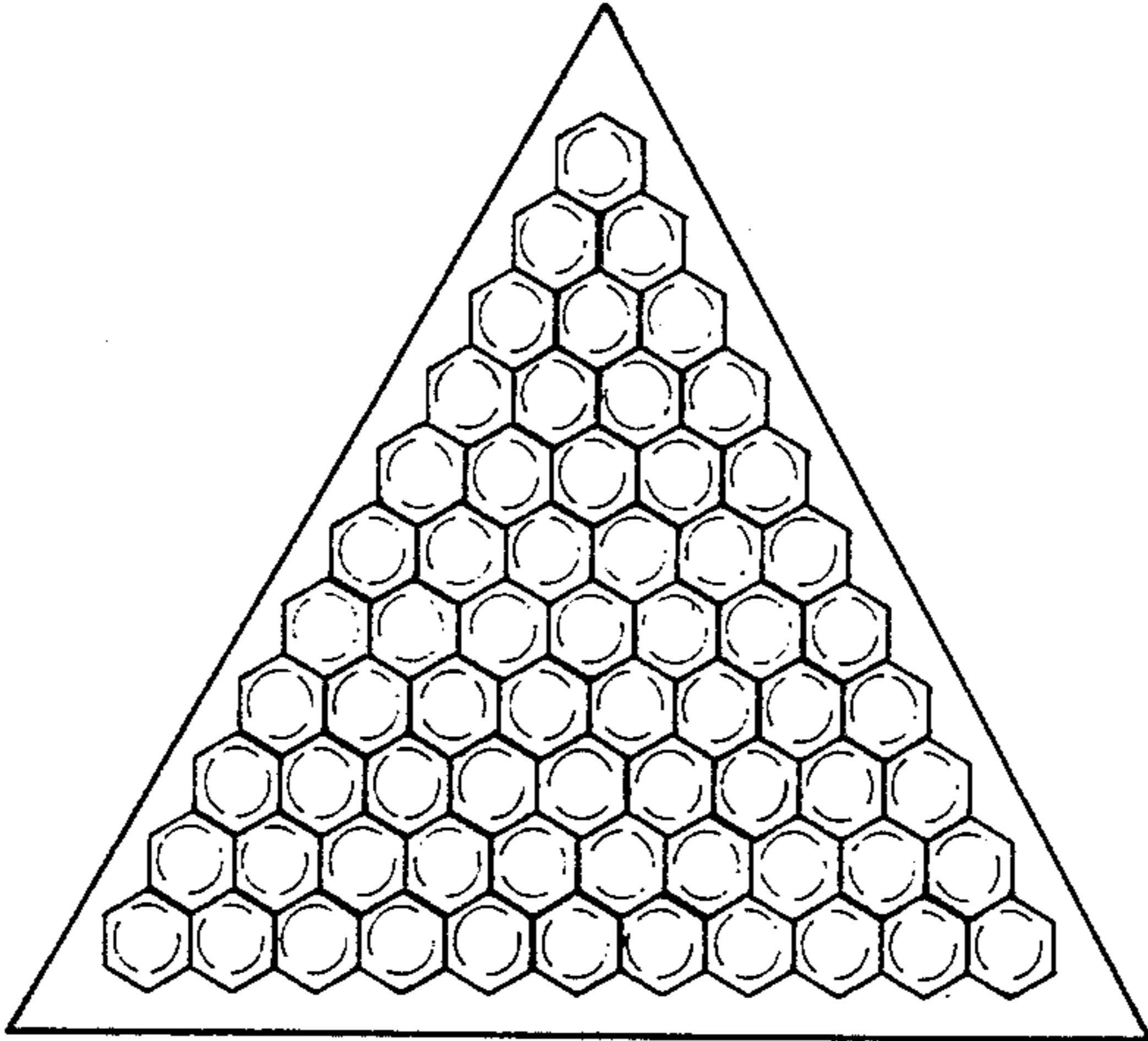


FIG. 5