

[54] **ELECTRONIC CURRENCY TESTER**

[75] **Inventor: John S. Yuen, Kowloon, Hong Kong**

[73] **Assignee: John Manufacturing Limited,  
Kowloon, Hong Kong**

[\*\*] **Term: 14 Years**

[21] **Appl. No.: 668,862**

[22] **Filed: Nov. 6, 1984**

[30] **Foreign Application Priority Data**

May 24, 1984 [GB] United Kingdom ..... 1019888

[52] **U.S. Cl. .... D10/46; D10/47**

[58] **Field of Search .... D10/46, 47, 75, 78,  
D10/103, 57, 60; 209/534; 324/228**

[56] **References Cited**

**U.S. PATENT DOCUMENTS**

- D. 224,596 8/1972 Winfrey ..... D10/78
- D. 251,548 4/1979 Perry ..... D10/78
- D. 254,778 4/1980 Kitada ..... D10/46

- D. 257,765 1/1981 Schachter ..... D10/46
- D. 264,444 5/1982 Muchenberger ..... D10/46
- D. 283,405 4/1986 Yuen ..... D10/46
- 3,976,199 8/1976 Schachter ..... 209/534
- 4,187,463 2/1980 Kivenson ..... 324/228
- 4,219,774 8/1980 Rogel ..... 324/228 X
- 4,349,111 9/1982 Shah ..... 209/534

*Primary Examiner*—Nelson C. Holtje  
*Attorney, Agent, or Firm*—Fay, Sharpe, Beall, Fagan,  
Minnich & McKee

[57] **CLAIM**

The ornamental design for an electronic currency tester, substantially as shown and described.

**DESCRIPTION**

- FIG. 1 is a front elevational view of an electronic currency tester showing my new design;
- FIG. 2 is a right side elevational view thereof;
- FIG. 3 is a rear elevational view thereof;
- FIG. 4 is a top plan view thereof;
- FIG. 5 is a bottom plan view thereof.

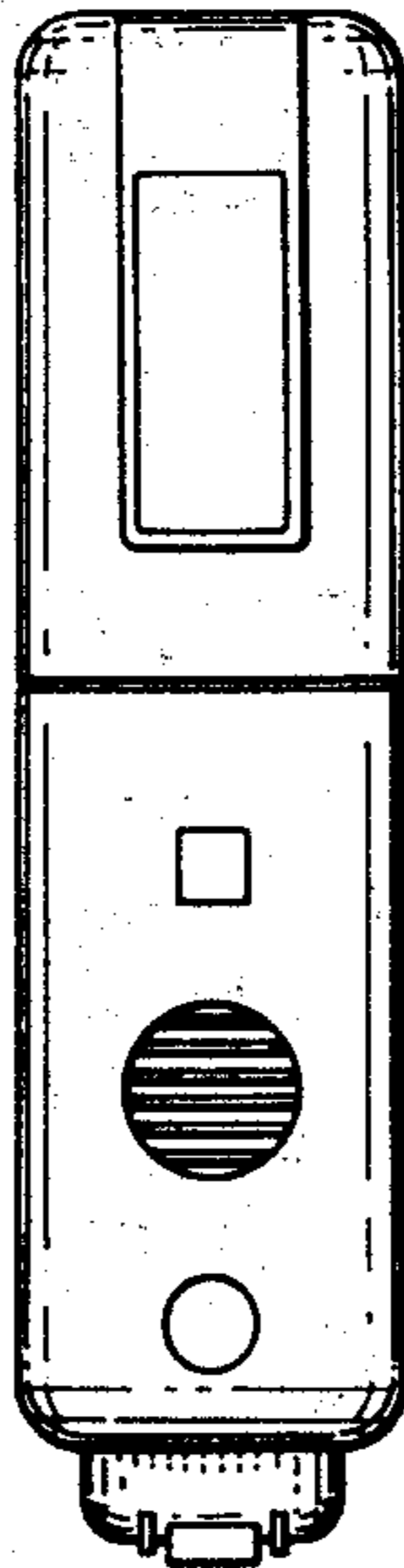


FIG. 1.

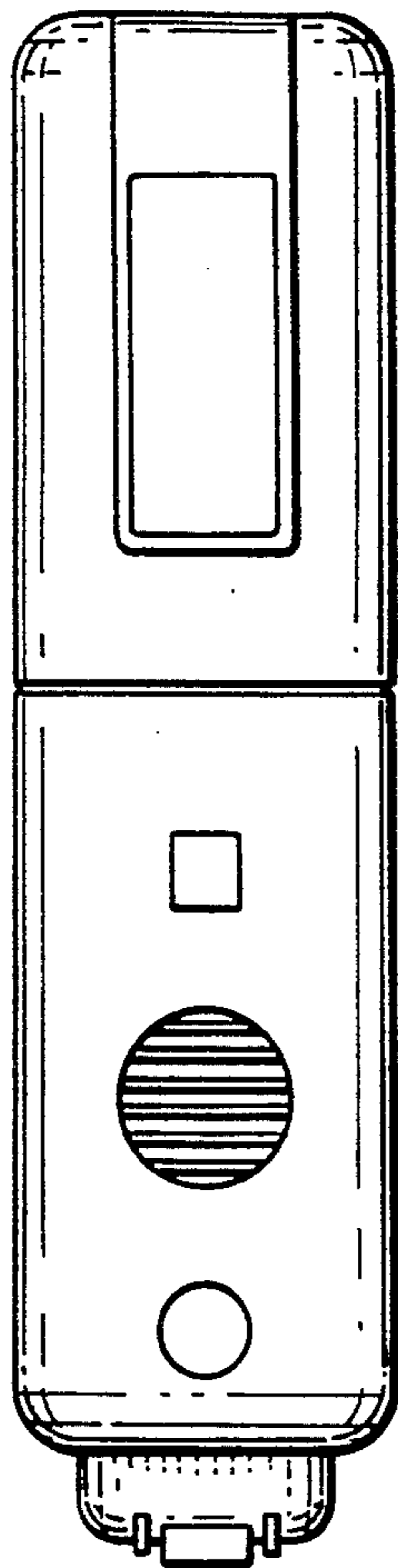


FIG. 2.

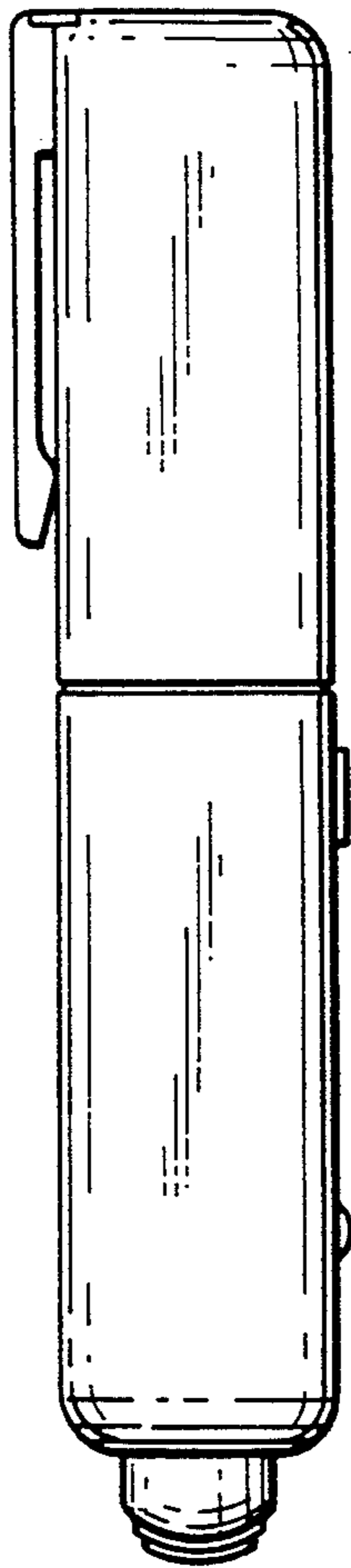


FIG. 3.

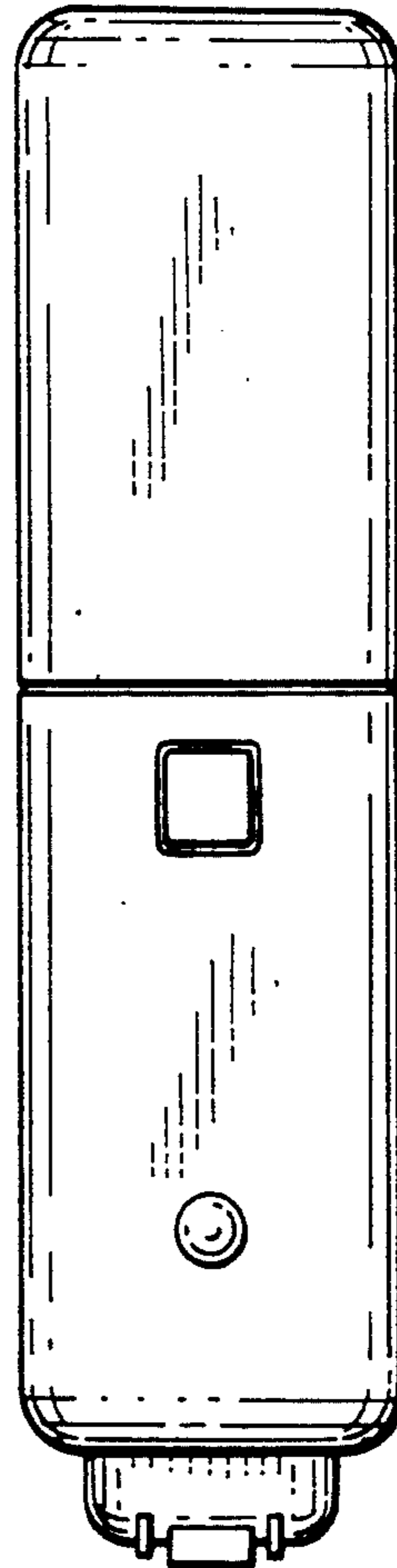


FIG. 4.

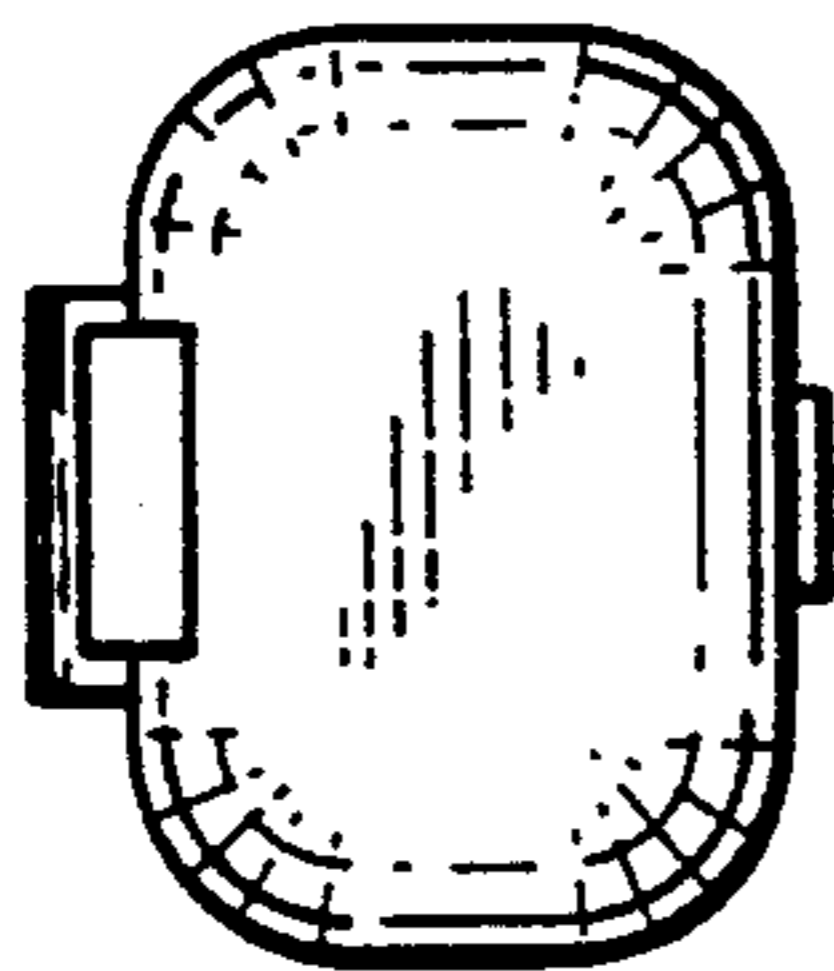


FIG. 5.

