

[54] GARDEN HOSE HOLDER

[76] Inventor: James J. Elliott, 700 Museum Dr., Charlotte, N.C. 28207

[**] Term: 14 Years

[21] Appl. No.: 794,460

[22] Filed: Nov. 4, 1985

[52] U.S. Cl. D8/356

[58] Field of Search 248/85, 87, 156, 175, 248/153, 545, 530; D8/356-364, 373; D22/147; 43/21.3; 40/606, 607, 611, 152.1, 11 A, 11 R, 329, 305; 211/69.1, 698; D19/86

[56] References Cited

U.S. PATENT DOCUMENTS

Re. 16,868	2/1928	Anderson	40/606
D. 26,940	4/1897	Brown	D8/380 X
D. 130,495	11/1941	Stewart	D8/356
D. 182,168	2/1958	Dearling et al.	D19/78 X
763,594	6/1904	Chubb	248/87
854,178	5/1907	Ruff	248/85
1,078,817	11/1913	Austin	248/85
1,306,676	6/1919	Rico	248/175
1,479,532	1/1924	Coleman	248/87
1,591,374	7/1926	Hammill	248/87
1,610,259	12/1926	Clark	248/87 X
1,992,203	2/1935	Gabrielson	248/85
2,059,921	11/1936	Weiss	248/530
2,355,562	8/1944	Rombach	248/87
2,463,147	3/1949	Bumbaugh	248/87
2,574,441	11/1951	Stewart	248/87

2,650,454	9/1953	Wurdingen	248/87
2,934,298	4/1960	Aleskin	43/21.2
3,033,503	5/1962	Wenderski	43/21.2
3,523,666	8/1970	Bloodsworth	248/175

FOREIGN PATENT DOCUMENTS

480353	1/1952	Canada	248/85
938581	10/1963	United Kingdom	248/87

Primary Examiner—Wallace R. Burke

Assistant Examiner—Horace B. Fay

Attorney, Agent, or Firm—Bell, Seltzer, Park & Gibson

[57] CLAIM

The ornamental design for a garden hose holder, substantially as shown and described.

DESCRIPTION

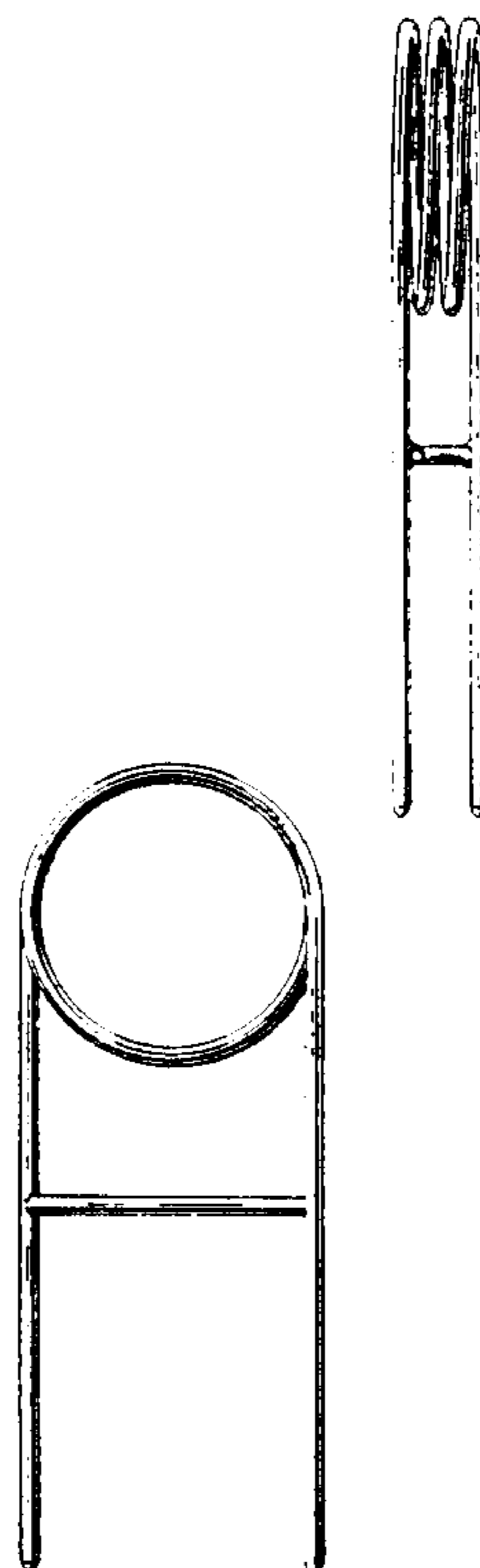
FIG. 1 is a perspective view of a garden hose holder showing my new design;

FIG. 2 is a front elevational view thereof, the rear elevational views being substantially a mirror image;

FIG. 3 is a side elevational view thereof, the side opposite being substantially a mirror image; and

FIG. 4 is a front elevational view of a second embodiment thereof, the rear elevational view being substantially a mirror image; and the side elevational views being substantially identical to the side elevational views of the front embodiment.

The showing in FIG. 1 of a garden hose in broken lines is for environmental purposes only, to aid in understanding how the garden hose holder is used.



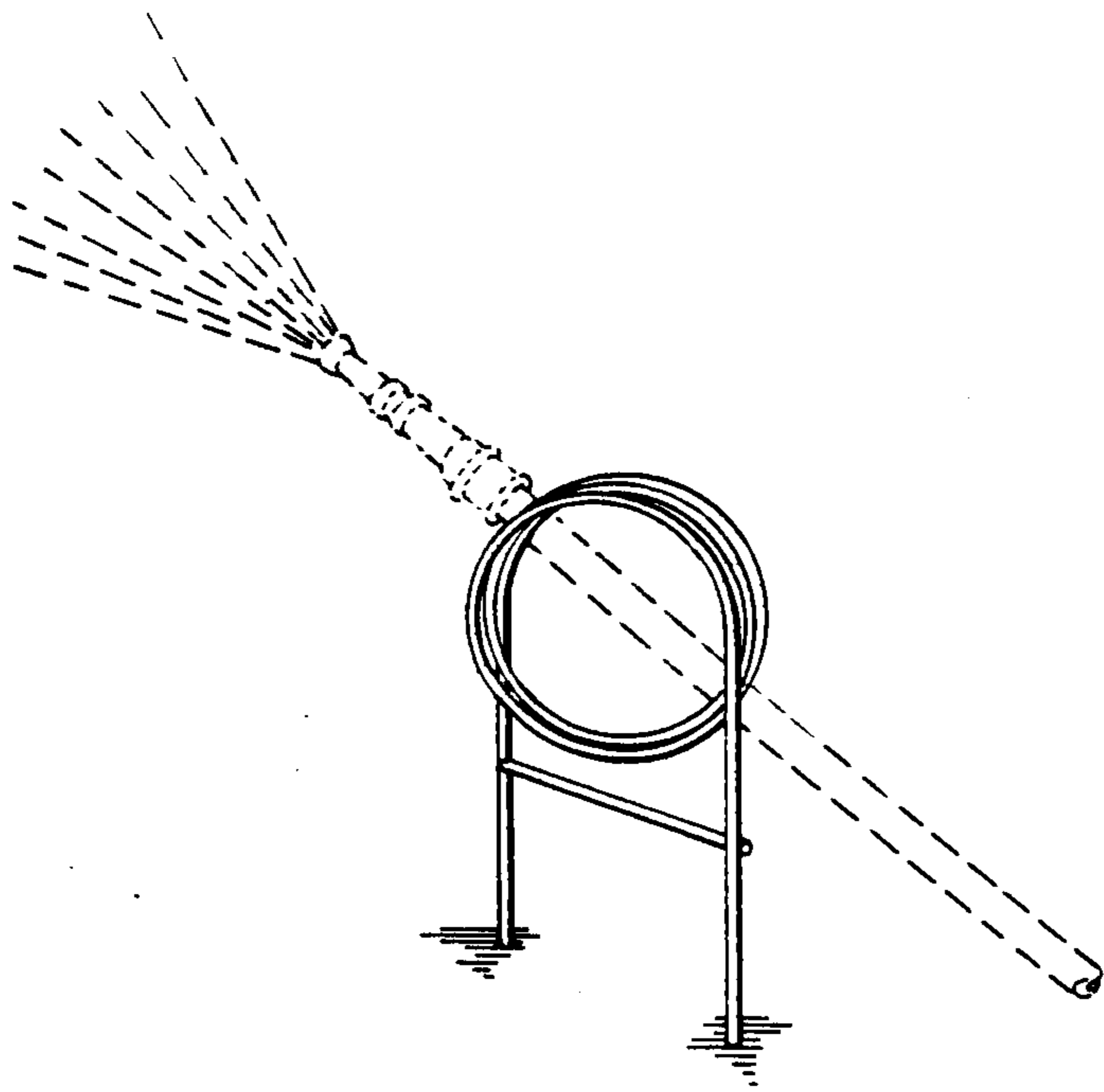


FIG-1

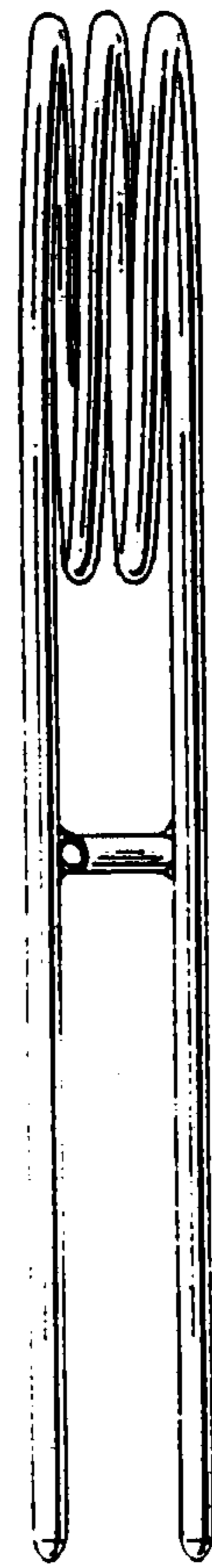


FIG-2




FIG-3



FIG-4