

[54] MICROWAVE OVEN

[75] Inventors: Masayoshi Kubo; Kensuke Mizuma; Masuo Ichihara; Toshio Harada, all of Nara, Japan

[73] Assignee: Matsushita Electric Industrial Co., Ltd., Osaka, Japan

[\*\*] Term: 14 Years

[21] Appl. No.: 662,940

[22] Filed: Oct. 19, 1984

[30] Foreign Application Priority Data

Apr. 19, 1984 [JP] Japan ..... 59-15843
[52] U.S. Cl. .... D7/351
[58] Field of Search ..... D7/350, 351; 219/10.55 R, 10.55 A, 10.55 B, 10.55 C, 10.55 D, 10.55 E, 10.55 F, 10.55 M

[56] References Cited

U.S. PATENT DOCUMENTS

D. 252,494 7/1979 Mori et al. .... D7/351

D. 259,761 7/1981 Yamamura et al. .... D7/351
D. 261,598 11/1981 Takahashi et al. .... D7/351
D. 262,088 12/1981 Yamamura et al. .... D7/351
D. 269,840 7/1983 Tanaka et al. .... D7/351

OTHER PUBLICATIONS

Admiral, May 1982, MR 2739 Microwave.
Admiral, May 1983, NE-6850 Microwave.

Primary Examiner—Wallace R. Burke
Assistant Examiner—Ruth E. Takemoto
Attorney, Agent, or Firm—Sughrue, Mion, Zinn, Macpeak & Seas

[57] CLAIM

The ornamental design for a microwave oven, as shown.

DESCRIPTION

FIG. 1 is a front, top and right side perspective view of a microwave oven showing our new design;
FIG. 2 is a rear, bottom and left side perspective view thereof;
FIG. 3 is a top plan view thereof; and
FIG. 4 is a right side elevational view thereof.

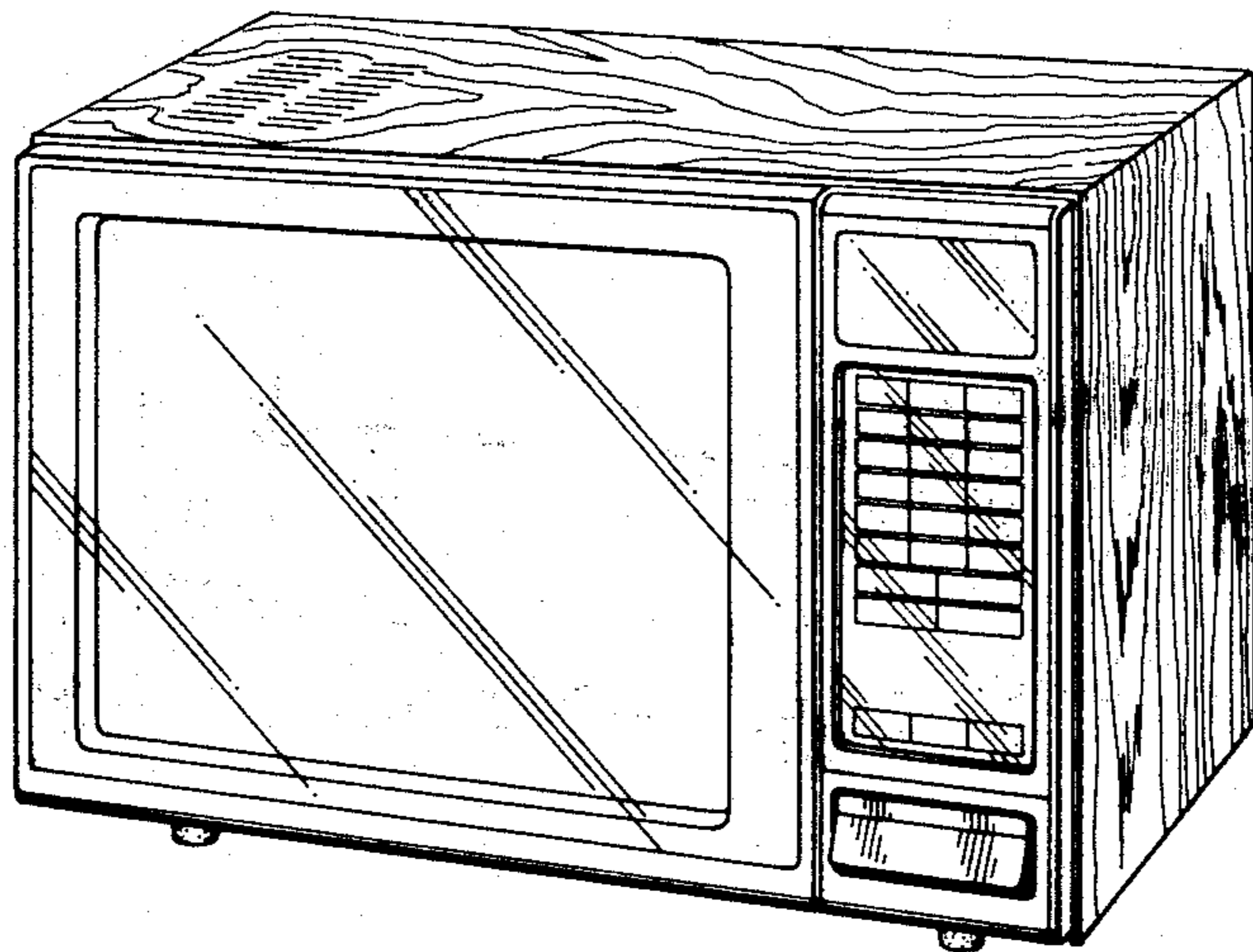


FIG. 1

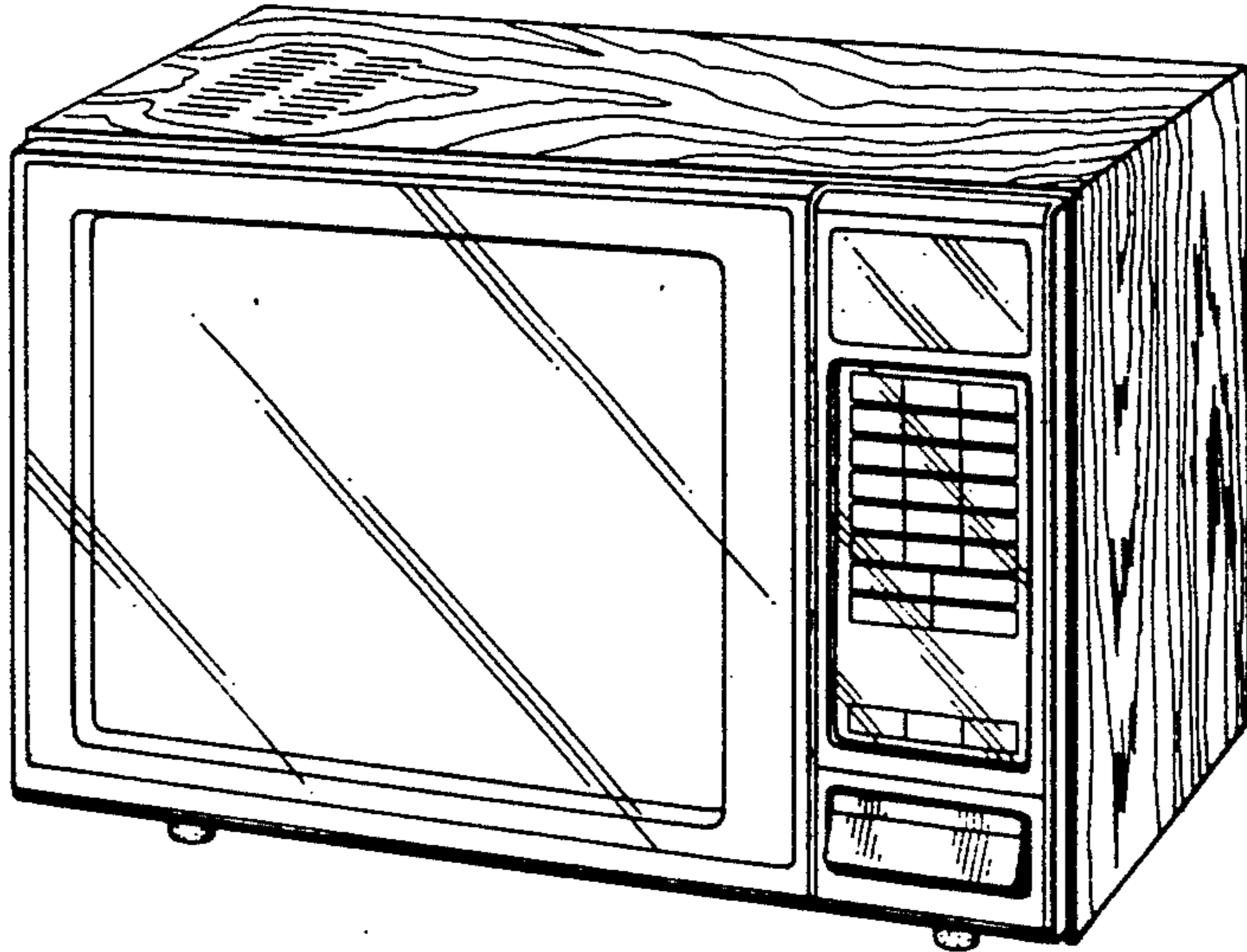


FIG. 2




FIG. 3

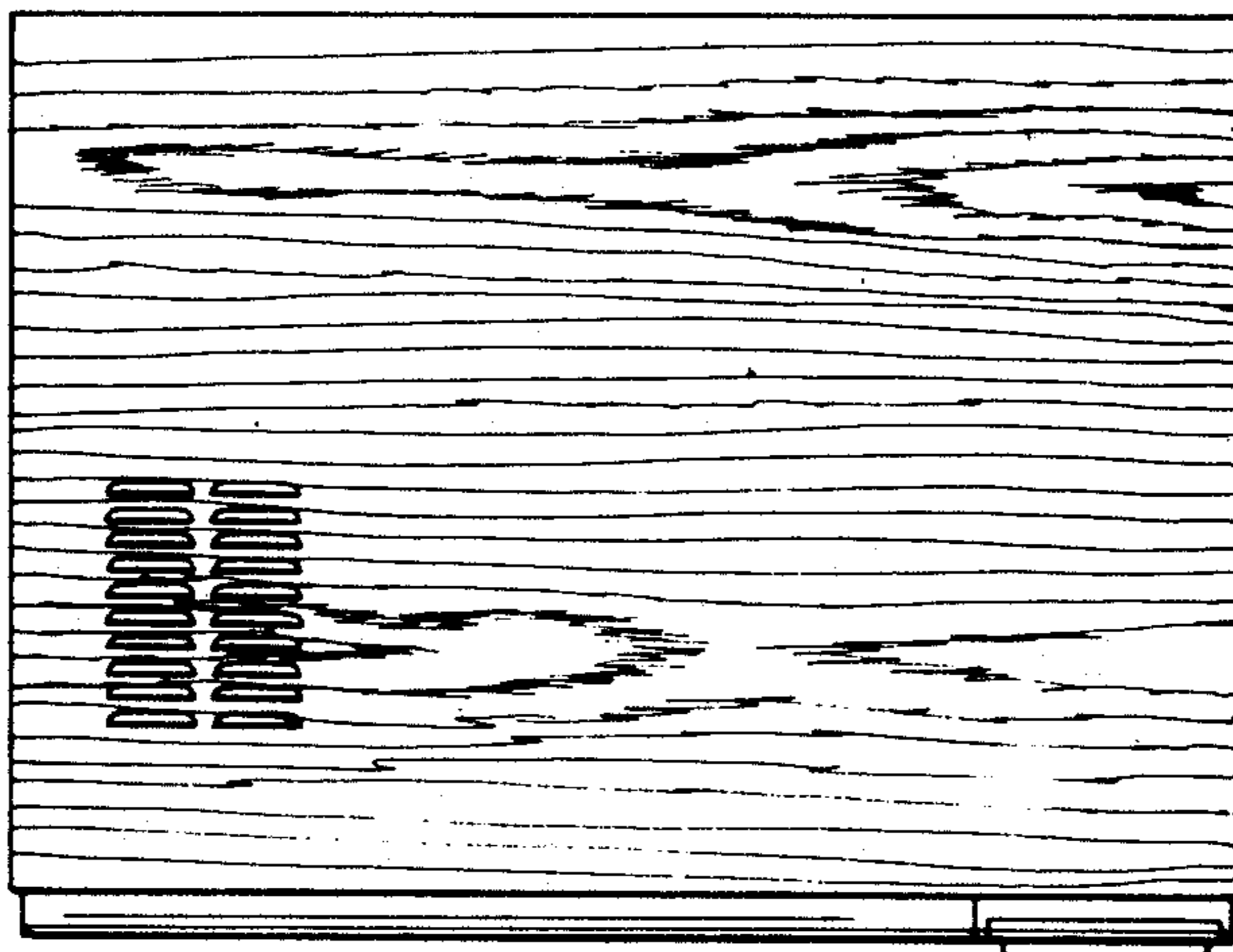


FIG. 4

