

- [54] SEAT
- [75] Inventor: William B. Raftery, Arlington, Tex.
- [73] Assignee: Steelcase, Inc., Grand Rapids, Mich.
- [**] Term: 14 Years
- [21] Appl. No.: 789,557
- [22] Filed: Oct. 21, 1985

Related U.S. Application Data

- [62] Division of Ser. No. 494,120, May 13, 1983.
- [52] U.S. Cl. D6/355; D6/381
- [58] Field of Search D6/334, 349, 350, 351,
D6/354, 355, 381; 297/232, 233, 218, 229, 440,
449

References Cited

- [56] **U.S. PATENT DOCUMENTS**
- D. 87,577 8/1932 Hoey D6/355
- D. 87,578 8/1932 Hoey D6/355
- D. 222,052 9/1971 Iskander D6/355
- D. 240,311 6/1976 Owens D6/375
- D. 244,894 7/1977 Tillberg D6/381
- D. 246,811 1/1978 Klein et al. D6/375
- 3,002,787 10/1961 Ziegenfuss 297/249
- 4,092,049 5/1978 Schöblom 297/440
- 4,232,899 11/1980 Fister, Jr. 297/229

OTHER PUBLICATIONS

Newspaper advertisement printed in the Grand Rapids Press Apr. 3, 1983.
 Vecta Contract Brochure, Tappo Seating.
 Vecta Contract Brochure, Miko Seating.
 Vecta Contract Brochure, Wilkhahn 84 Series.
 Interiors, Sep. 1977, p. 52, Bench bottom center.
 Domus, Jul. 1970, p. 36, Chair bottom, center.
 Interiors, Jun. 1980, p. 44, bottom center, Chair in panel 8.

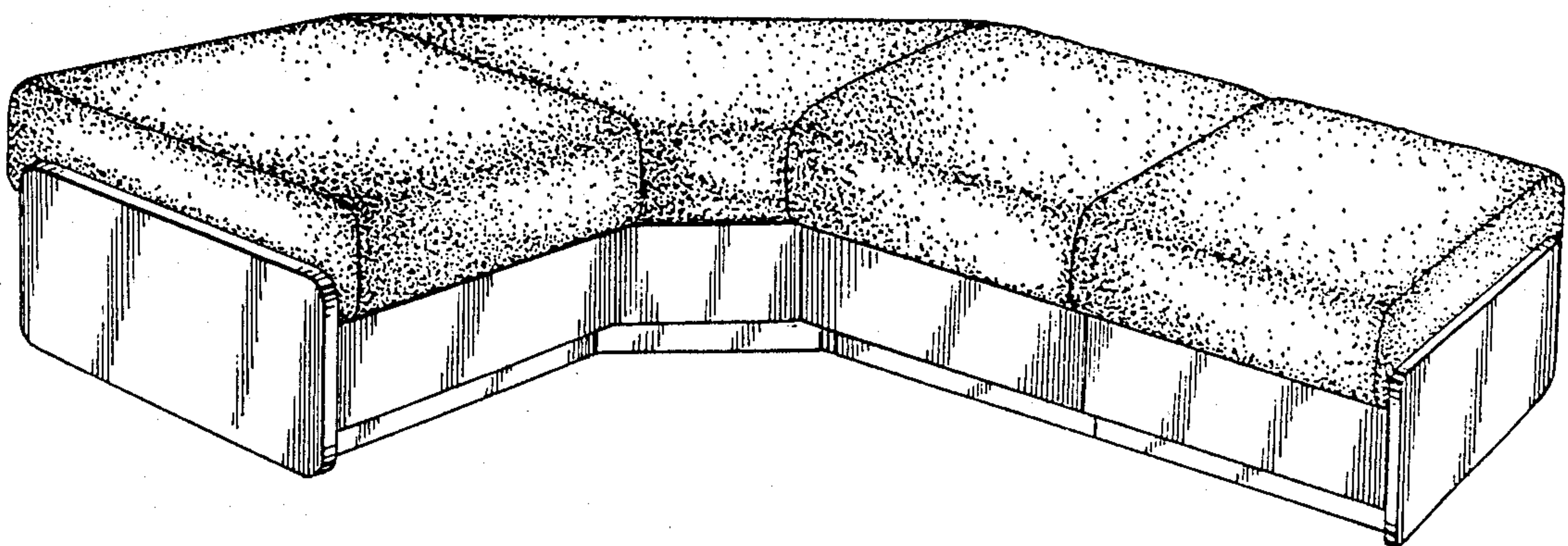
Primary Examiner—Bruce W. Dunkins
Attorney, Agent, or Firm—Price, Heneveld, Cooper, DeWitt & Litton

CLAIM

[57] The ornamental design for a seat, as shown and described.

DESCRIPTION

FIG. 1 is a front perspective view of a first embodiment of my design for a seat shown in the form of a bench; FIG. 2 is a rear perspective view thereof, the opposite side being identical in all respects; FIG. 3 is a top plan view thereof; FIG. 4 is a front elevational view thereof; FIG. 5 is a rear elevational view thereof; and FIG. 6 is a side elevational view thereof.



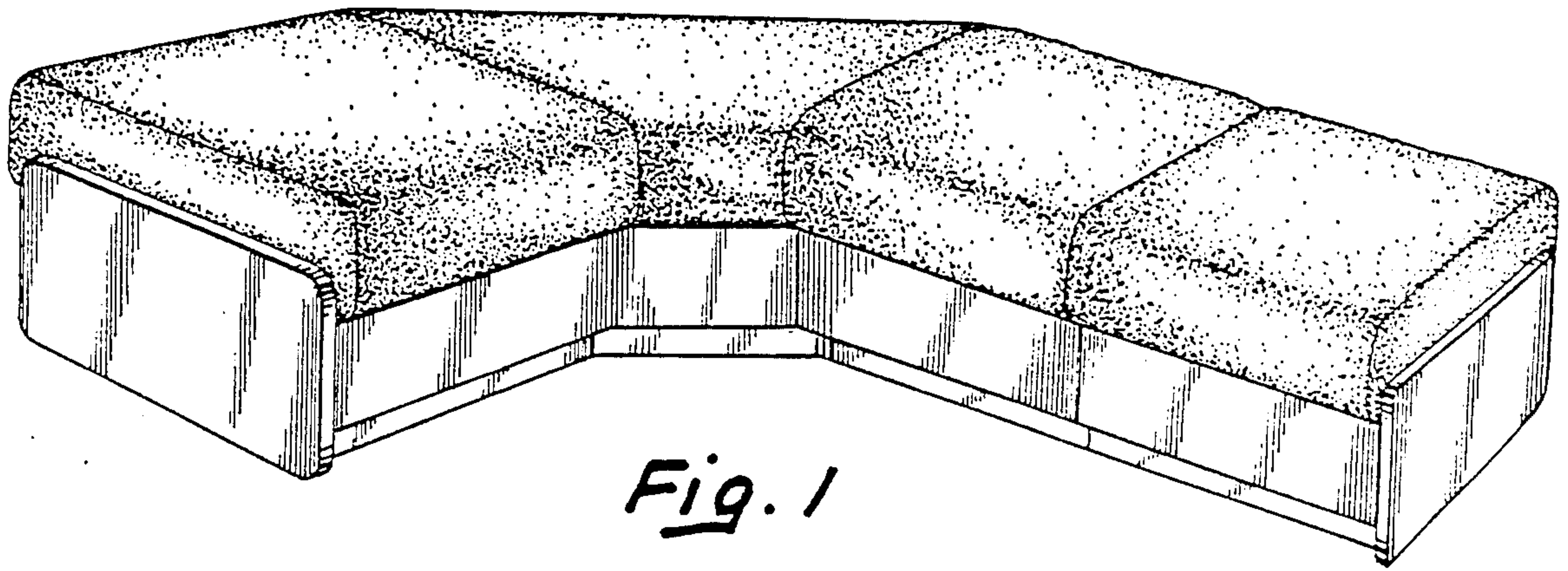


Fig. 1

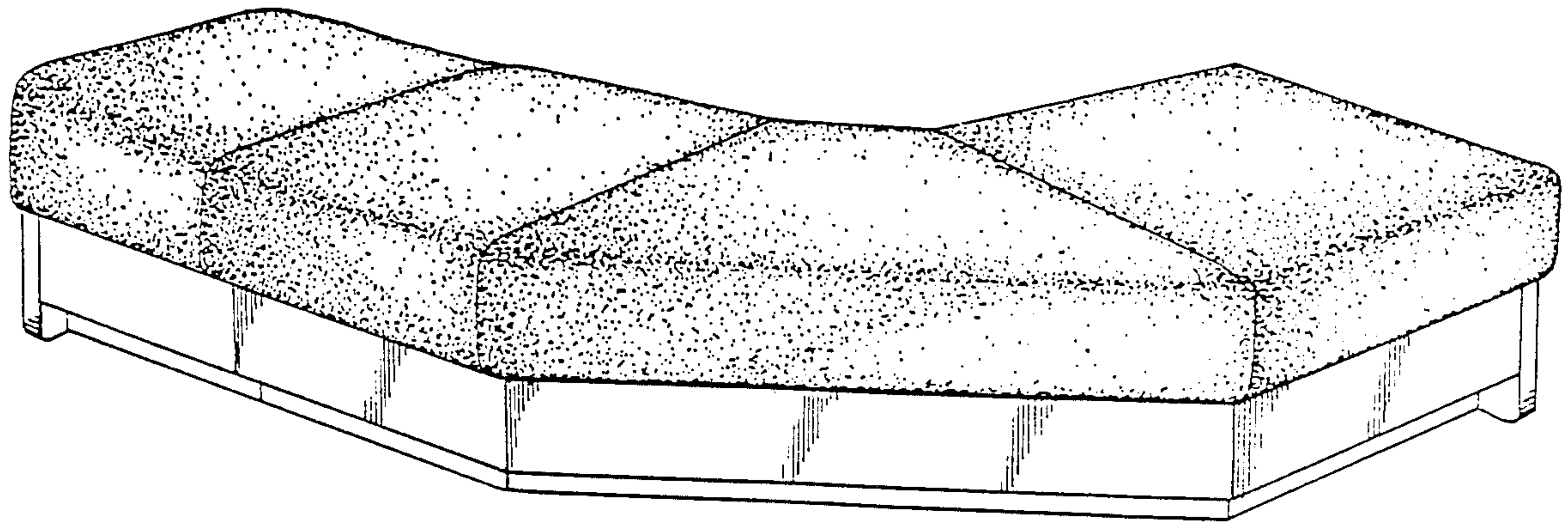


Fig. 2

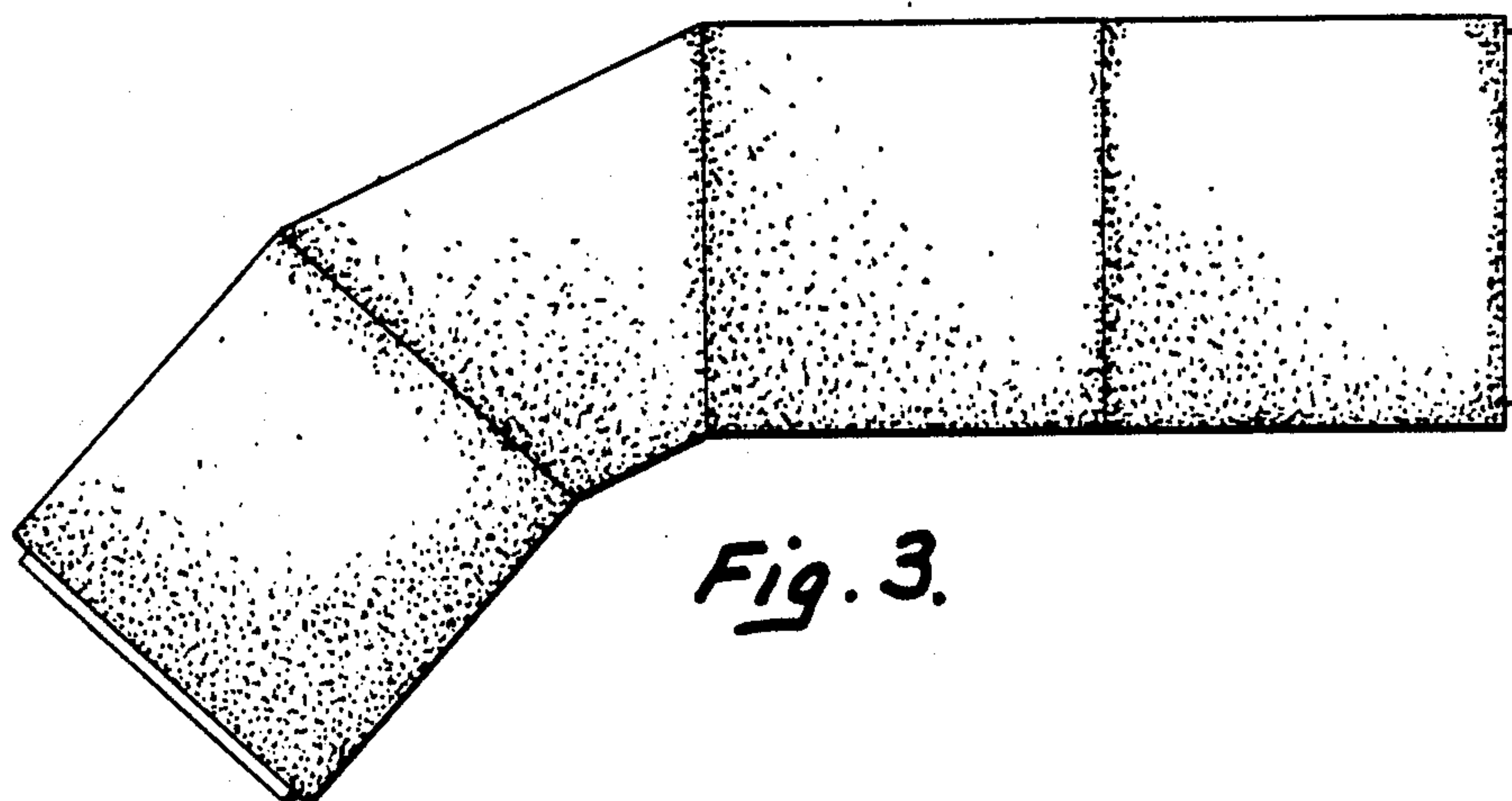


Fig. 3.

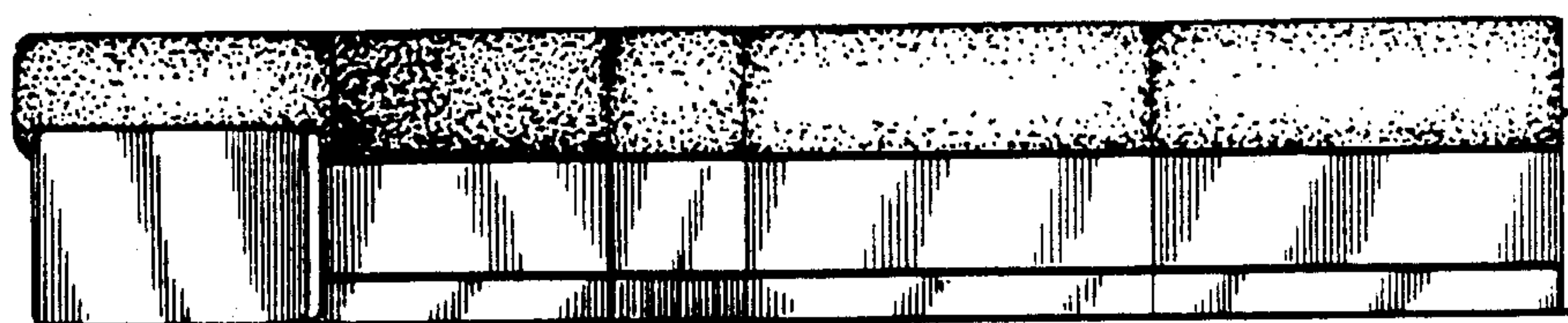


Fig. 4.




Fig. 5.




Fig. 6.

UNITED STATES PATENT AND TRADEMARK OFFICE
CERTIFICATE OF CORRECTION

PATENT NO. : Des. 290,788
DATED : July 14, 1987
INVENTOR(S) : William B. Raftery

It is certified that error appears in the above-identified patent and that said Letters Patent is hereby corrected as shown below:

Column 2,
After "Fig. 2 is a rear perspective view thereof" delete--,
the opposite side being identical in all respects--.

**Signed and Sealed this
Sixth Day of October, 1987**

Attest:

Attesting Officer

DONALD J. QUIGG

Commissioner of Patents and Trademarks