

[54] COMBINATION PHOTOGRAPHIC FRAME AND CLOCK

[76] Inventor: Dell T. Chisholm, 1010 Fairmount Ave., St. Paul, Minn. 55105

[**] Term: 14 Years

[21] Appl. No.: 483,213

[22] Filed: Apr. 8, 1983

[52] U.S. Cl. D6/301; D10/2

[58] Field of Search D6/300-303, D6/309-312, 314; D10/2; 40/152, 152.1, 158 R, 154; D10/122-126, 127

[56] References Cited

U.S. PATENT DOCUMENTS

- D. 3,396 3/1869 Sadler D6/302
- D. 31,165 7/1899 Stiles D6/300
- D. 118,026 12/1939 Scott D10/127 X

- D. 129,998 10/1941 Lamothe D10/2
- D. 213,843 4/1969 Summers D10/123
- D. 245,833 9/1977 Dystant D10/125
- D. 247,612 3/1978 Lucich D10/2

Primary Examiner—Bernard Ansher
Assistant Examiner—Terry Pfeffer
Attorney, Agent, or Firm—Thomas B. Tate

[57] CLAIM

The ornamental design for a combination photographic frame and clock, as shown.

DESCRIPTION

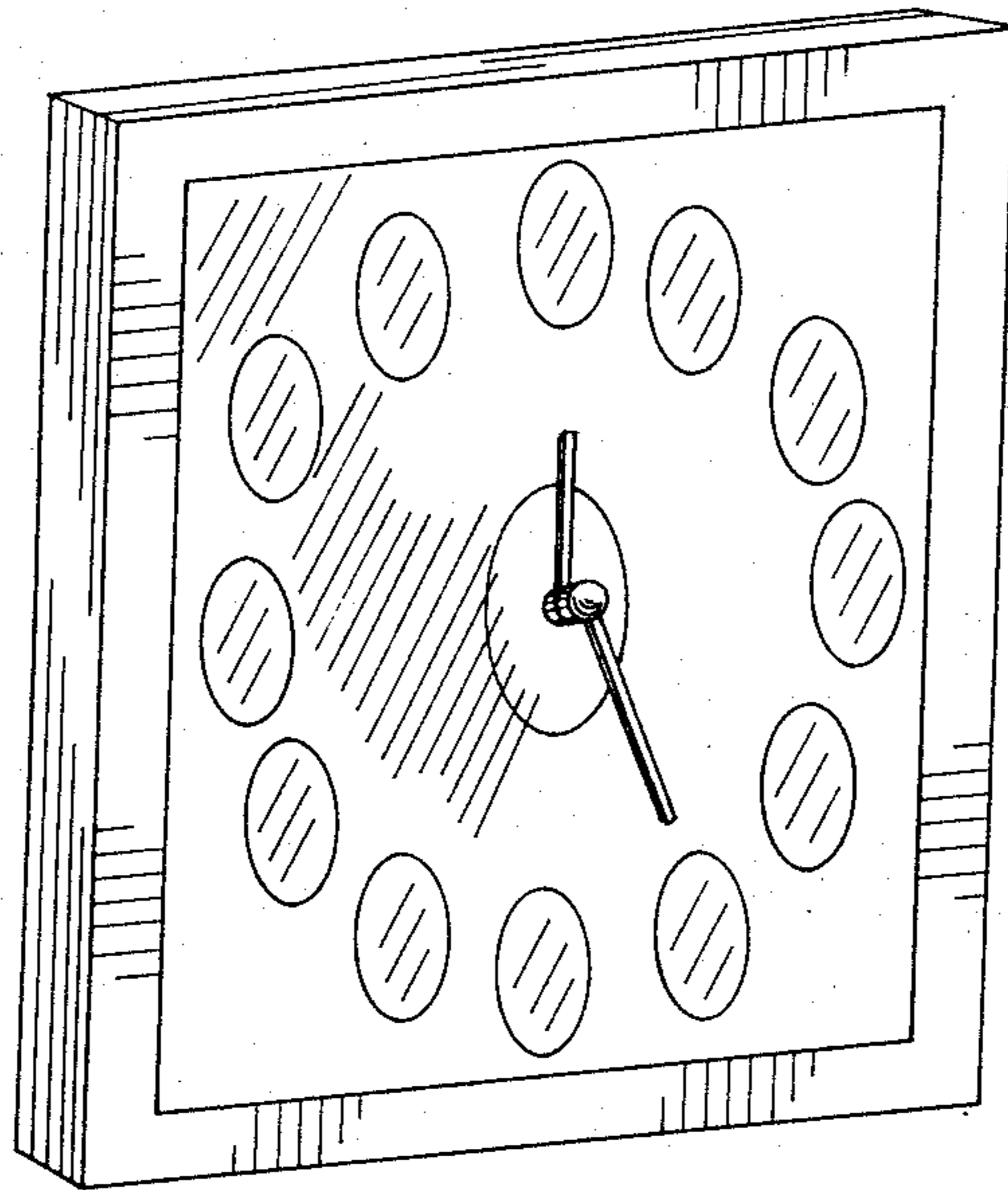
FIG. 1 is a top, front left side perspective view of a combination photographic frame and clock showing my new design.

FIG. 2 is a left side elevational view thereof.

FIG. 3 is a right rear perspective view thereof.

FIG. 4 is a top plan view thereof.

FIG. 5 is a bottom plan view thereof.






FIG. 1.



FIG. 2.

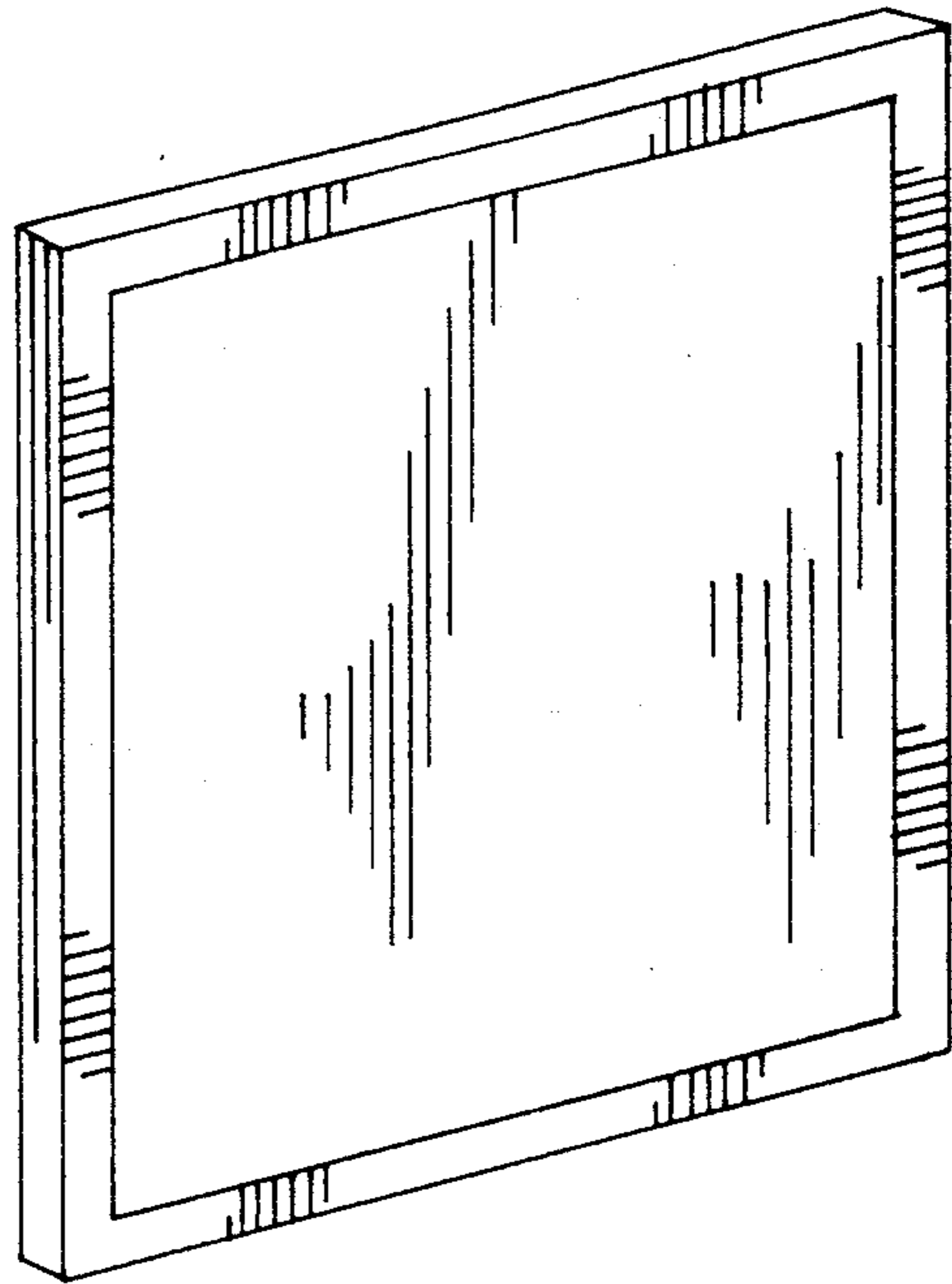


FIG. 3.



FIG. 5.

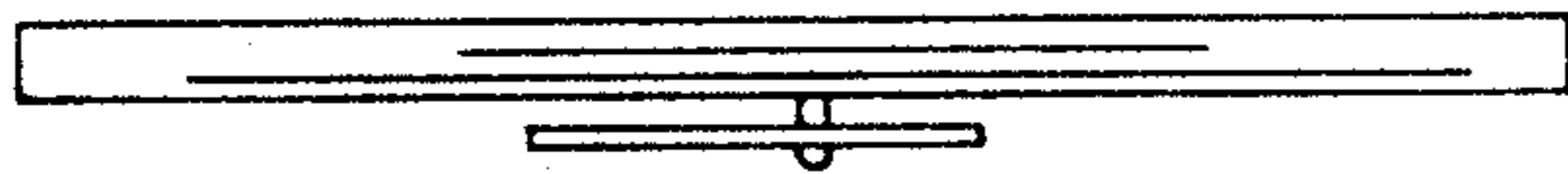


FIG. 4.