

[54] **ATHLETIC SHOE OUTSOLE**

[75] **Inventor: Guy Grubel, Methuen, Mass.**
 [73] **Assignee: Converse Inc., North Reading, Mass.**
 [**] **Term: 14 Years**
 [21] **Appl. No.: 649,430**
 [22] **Filed: Sep. 11, 1984**
 [52] **U.S. Cl. D2/320; D2/311**
 [58] **Field of Search D2/320, 311, 319-321,
 D2/274; 36/126-130, 59 R, 59 A, 59 C, 83-84,
 113-115, 32 R**

[56] **References Cited**

U.S. PATENT DOCUMENTS

D. 77,152	12/1928	Greene	D2/320
D. 99,934	6/1936	Fowler	D2/320
D. 236,393	8/1975	Tornero	D2/320
D. 271,251	11/1983	Norton	D2/320
D. 272,200	1/1984	Autry	D2/320
D. 272,772	2/1984	Kohno	D2/320
4,067,123	1/1978	Minihane	36/32 R
4,180,923	1/1980	Dassler	D2/320 X
4,307,521	12/1981	Inohara	D2/320 X
4,393,604	7/1983	Crowley	36/32 R X

FOREIGN PATENT DOCUMENTS

591601 4/1959 Italy D2/320 X
 14654 of 1909 United Kingdom D2/320 X

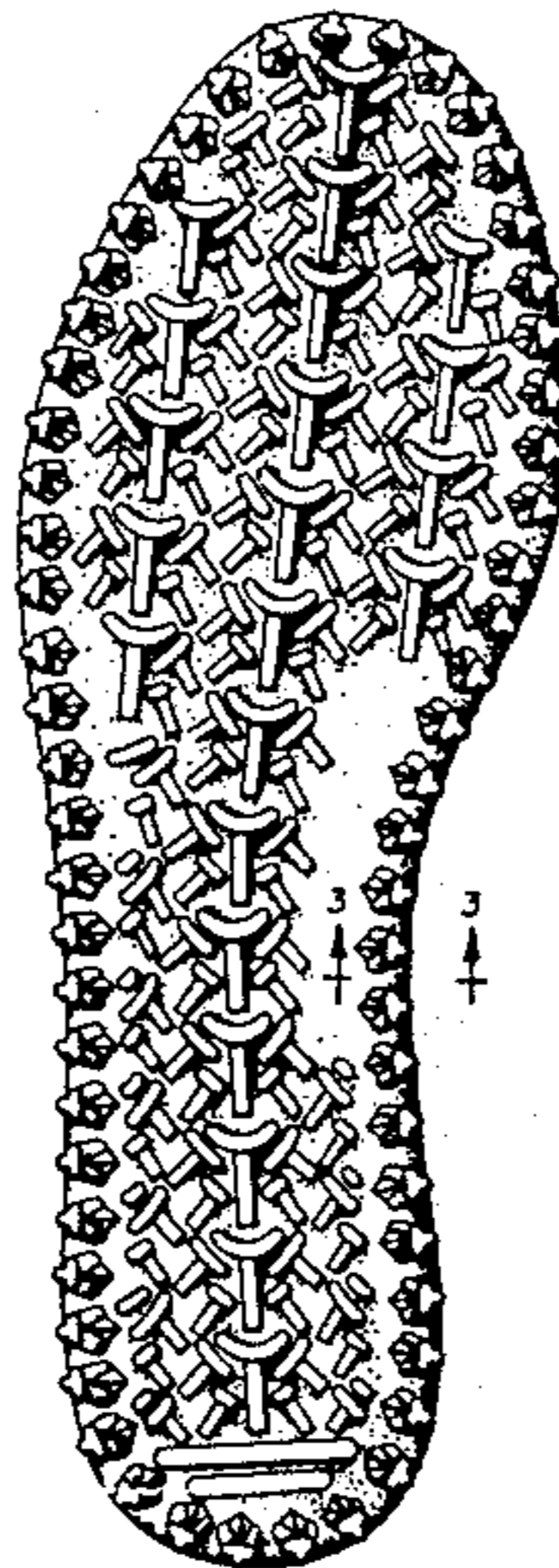
Primary Examiner—Nelson C. Holtje
Attorney, Agent, or Firm—Bromberg, Sunstein &
 Casselman

[57] **CLAIM**

The ornamental design for an athletic shoe outsole, as shown and described.

DESCRIPTION

FIG. 1 is a bottom plan view of an athletic shoe outsole showing my new design;
 FIG. 2 is an enlarged partial perspective view of one of the inner traction element groupings as taken from the left front of the FIG. 1 outsole;
 FIG. 3 is an enlarged cross-sectional view of one of the peripheral traction elements as taken from line 3—3 of FIG. 1;
 FIG. 4 is a top and right front perspective view of FIG. 3;
 FIG. 5 is a top plan view thereof;
 FIG. 6 is a top left front perspective view thereof, the broken-line showing of a shoe upper is environmental only and forms no part of the claimed design.



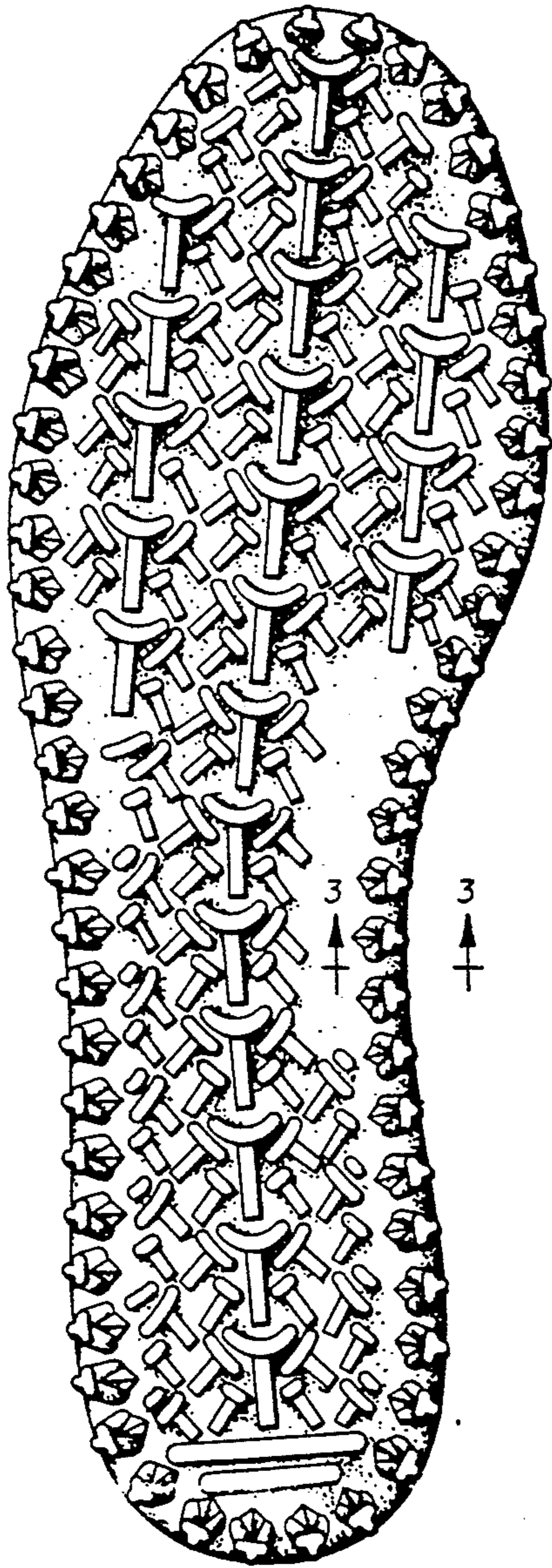


FIG. 1

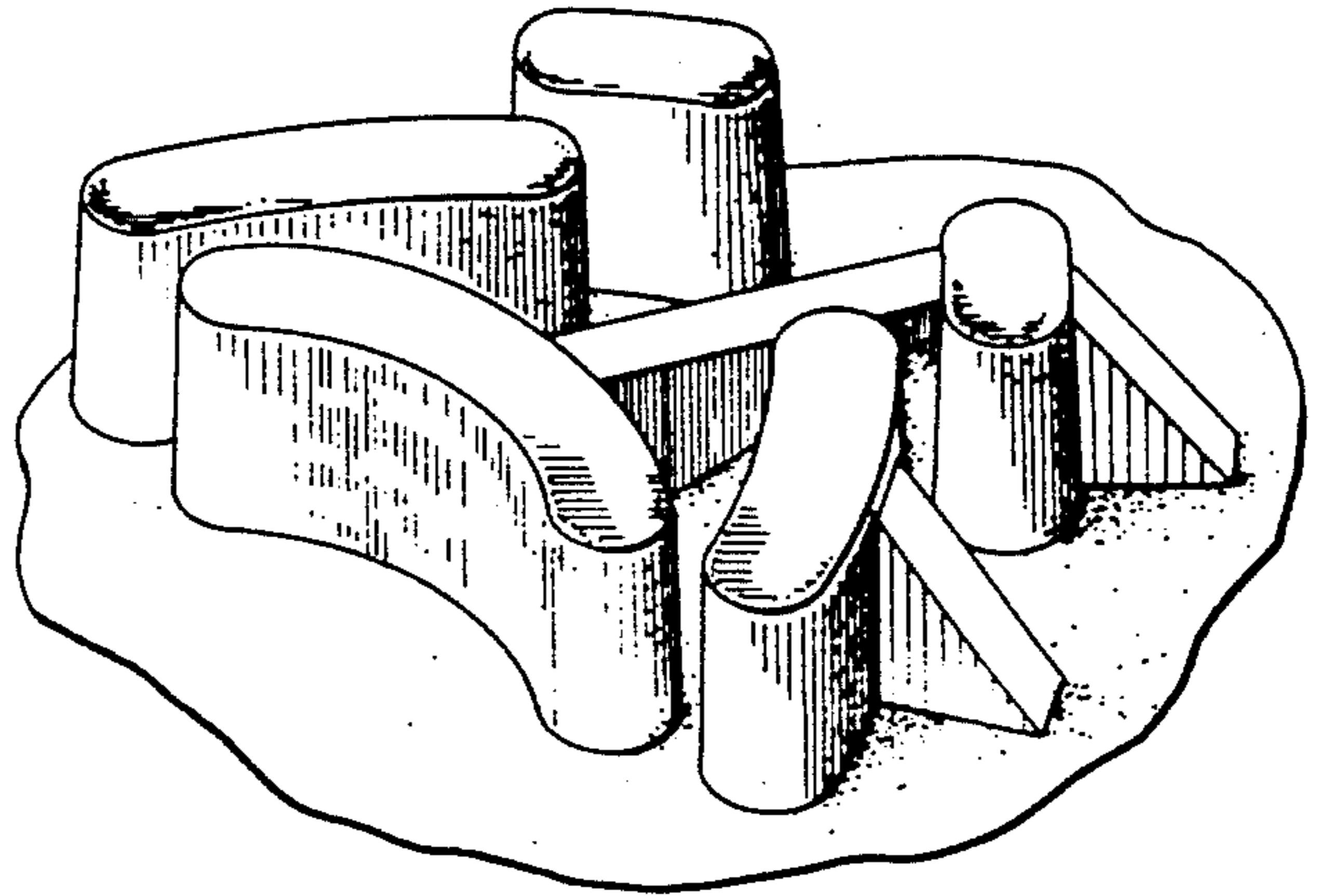


FIG. 2

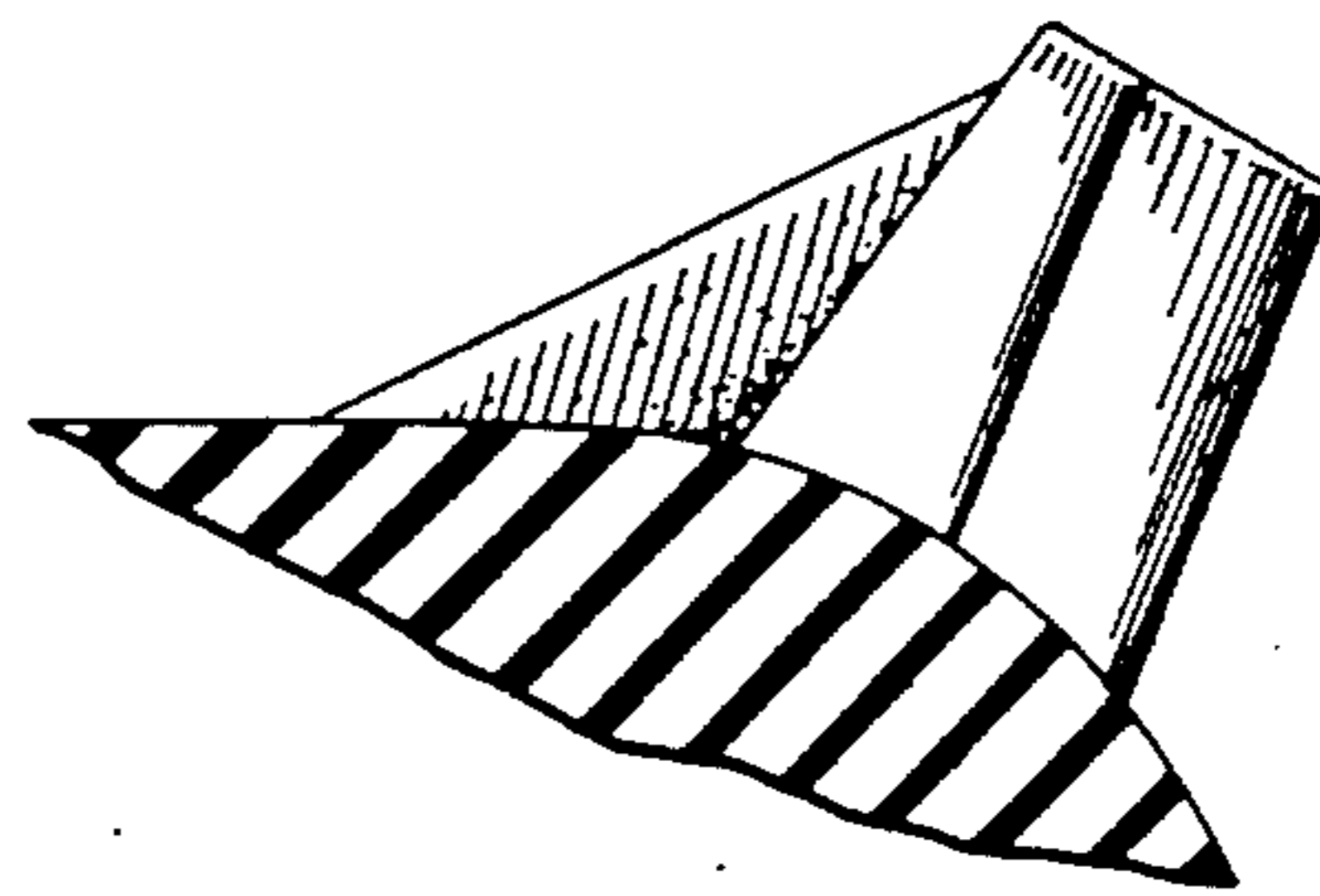


FIG. 3




FIG. 4

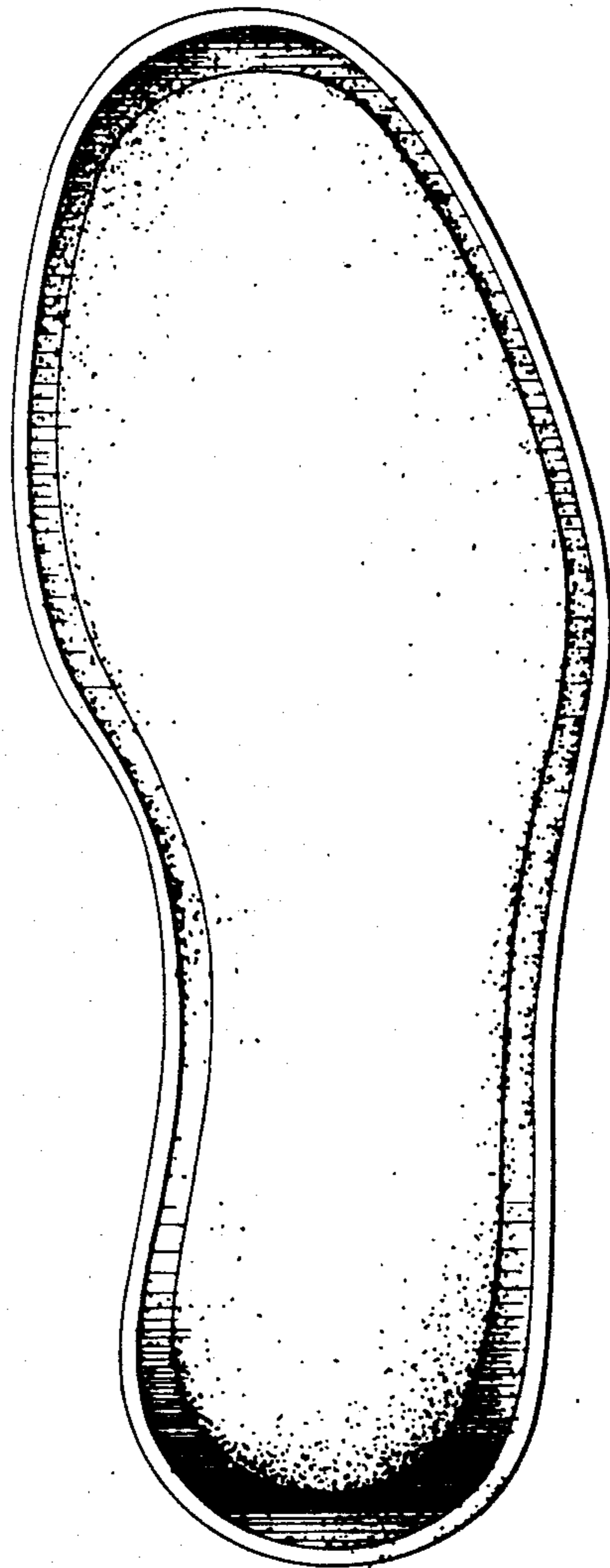


FIG. 5




FIG. 6