

[54] **VENTURI LOUVERED VENT**  
 [75] **Inventor: Warwick M. Whitley, II, Panama City, Fla.**  
 [73] **Assignee: Attwood Corporation, Lowell, Mich.**  
 [\*\*] **Term: 14 Years**  
 [21] **Appl. No.: 730,795**  
 [22] **Filed: May 6, 1985**  
 [52] **U.S. Cl. .... D23/115; D12/317**  
 [58] **Field of Search .... D23/112-115, D23/137, 138, 139, 151, 163; D12/317; 98/2.16, 108, 114, 119, 121.1**

3,528,359 9/1970 Sand ..... 98/121.1 X  
 3,589,265 6/1971 Hedrick .  
 3,965,685 11/1962 Sylvester et al. .  
 3,996,845 12/1976 Harris ..... 98/114

**FOREIGN PATENT DOCUMENTS**

871992 6/1971 Canada ..... 98/121.1  
 2118030 11/1971 Fed. Rep. of Germany ..... 98/119

**OTHER PUBLICATIONS**

1983-84 Attwood Product Catalog, P. 49.  
*Primary Examiner*—Catherine E. Kemper  
*Attorney, Agent, or Firm*—Price, Heneveld, Cooper, DeWitt & Litton

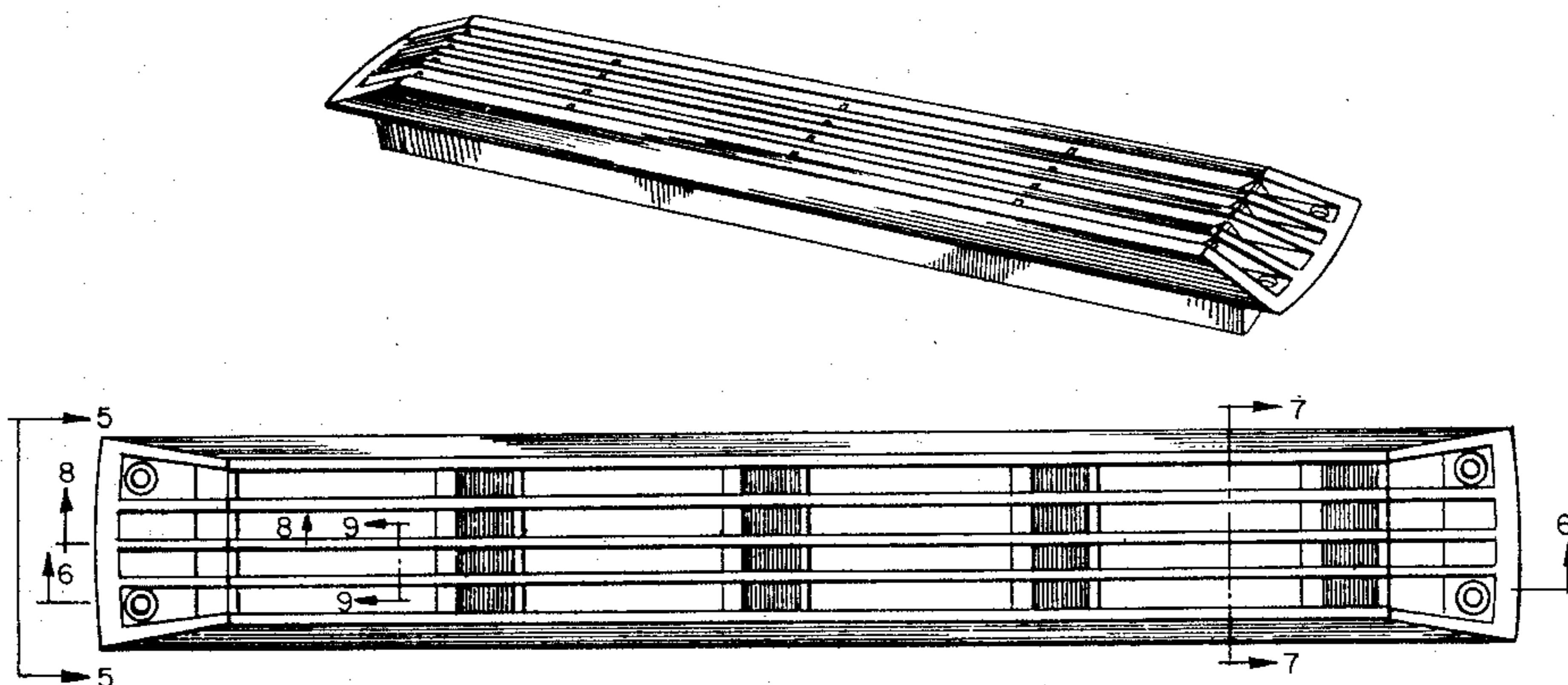
[56] **References Cited**  
**U.S. PATENT DOCUMENTS**

Re. 23,884 10/1954 Kennedy .  
 D. 199,099 9/1964 Averill .  
 D. 199,525 11/1964 Keller .  
 D. 204,045 3/1966 Sand .  
 D. 205,647 8/1966 Sand .  
 D. 211,730 7/1968 Sand .  
 D. 273,998 5/1984 Ballantine .  
 D. 279,601 7/1985 Sexton .  
 D. 282,105 1/1986 Moreau .  
 1,652,128 12/1927 Hare ..... 98/121.1 X  
 2,034,231 3/1936 Fox ..... 98/114 X  
 2,473,053 6/1949 De Roo ..... 98/114  
 2,685,246 8/1954 Saunders, Jr. .  
 2,731,104 1/1956 Baker .  
 2,920,549 1/1960 Freitag et al. .  
 3,057,271 10/1962 Butter et al. .  
 3,087,410 4/1963 Averill ..... 98/121.1 X  
 3,320,868 5/1967 Apouchtine .  
 3,391,629 7/1968 Snell ..... 98/114 X

[57] **CLAIM**  
 The ornamental design for a venturi louvered vent, substantially as shown and described.

**DESCRIPTION**

FIG. 1 is a top perspective view of the venturi louvered vent showing my new design;  
 FIG. 2 is a top plan view thereof;  
 FIG. 3 is a bottom plan view thereof;  
 FIG. 4 is a side elevational view of either side thereof;  
 FIG. 5 is an end elevational view as seen in the direction of line 5-5 of FIG. 2;  
 FIG. 6 is a cross-sectional view taken along the line 6-6 of FIG. 2;  
 FIG. 7 is a cross-sectional view taken along the line 7-7 of FIG. 2;  
 FIG. 8 is a partial cross-sectional view taken along the line 8-8 of FIG. 2;  
 FIG. 9 is a cross-sectional view of two of the ribs taken along the line 9-9 of FIG. 2.



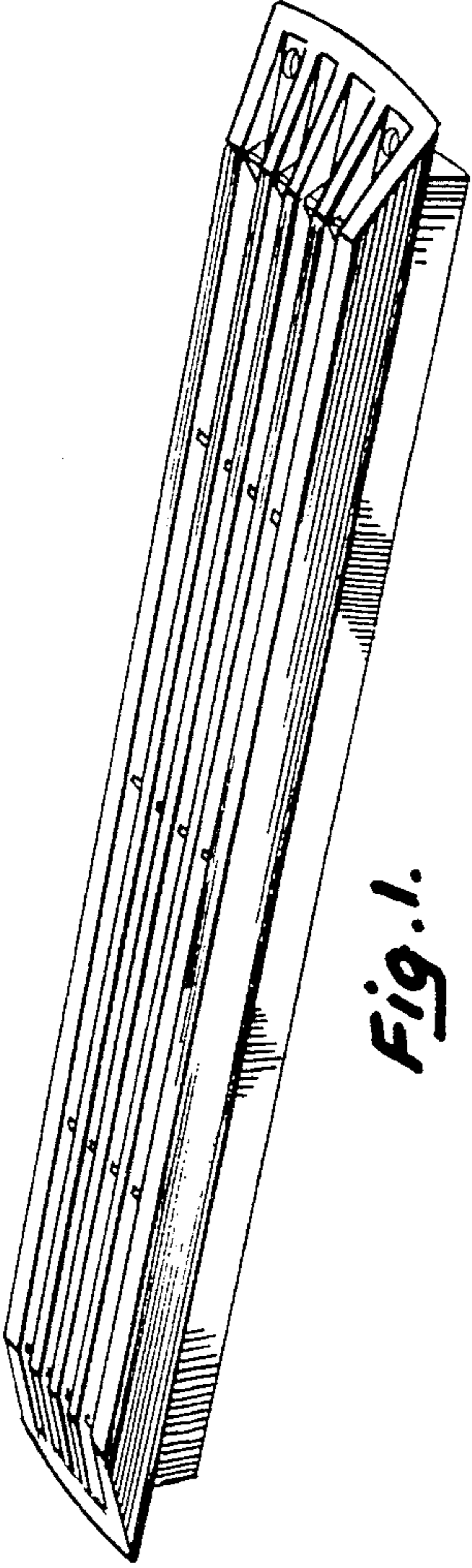


Fig. 1.

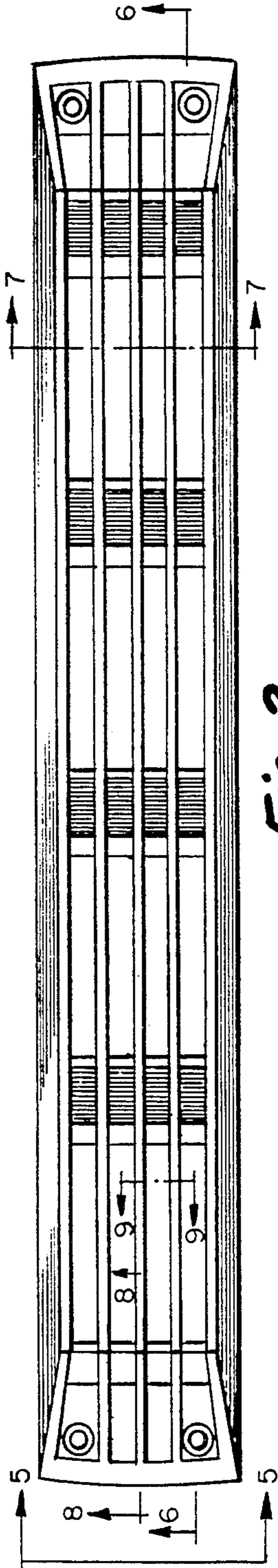


Fig. 2.

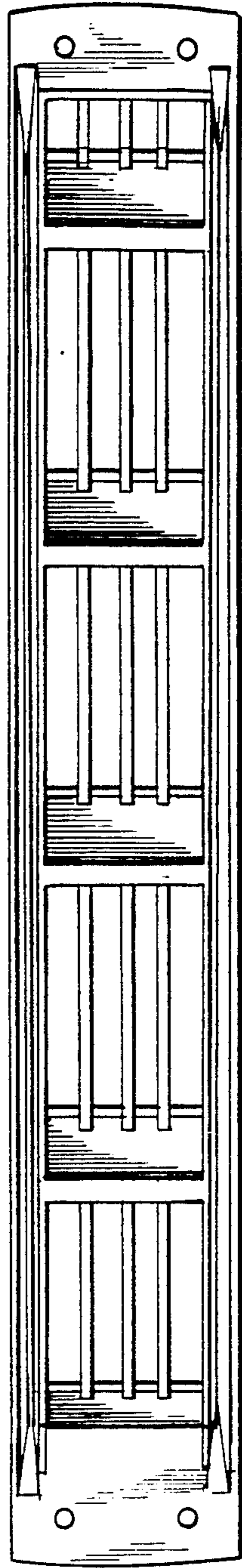


Fig. 3.




Fig. 4.

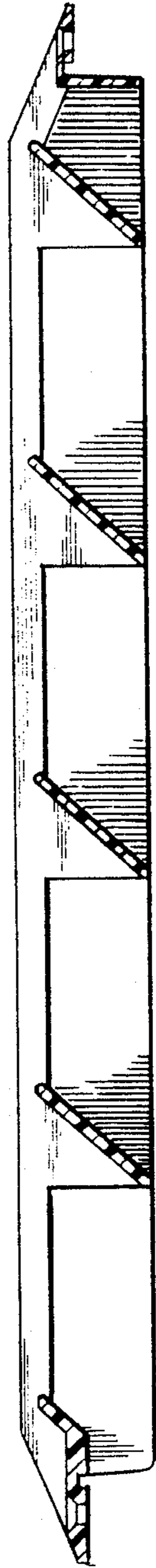


Fig. 6.

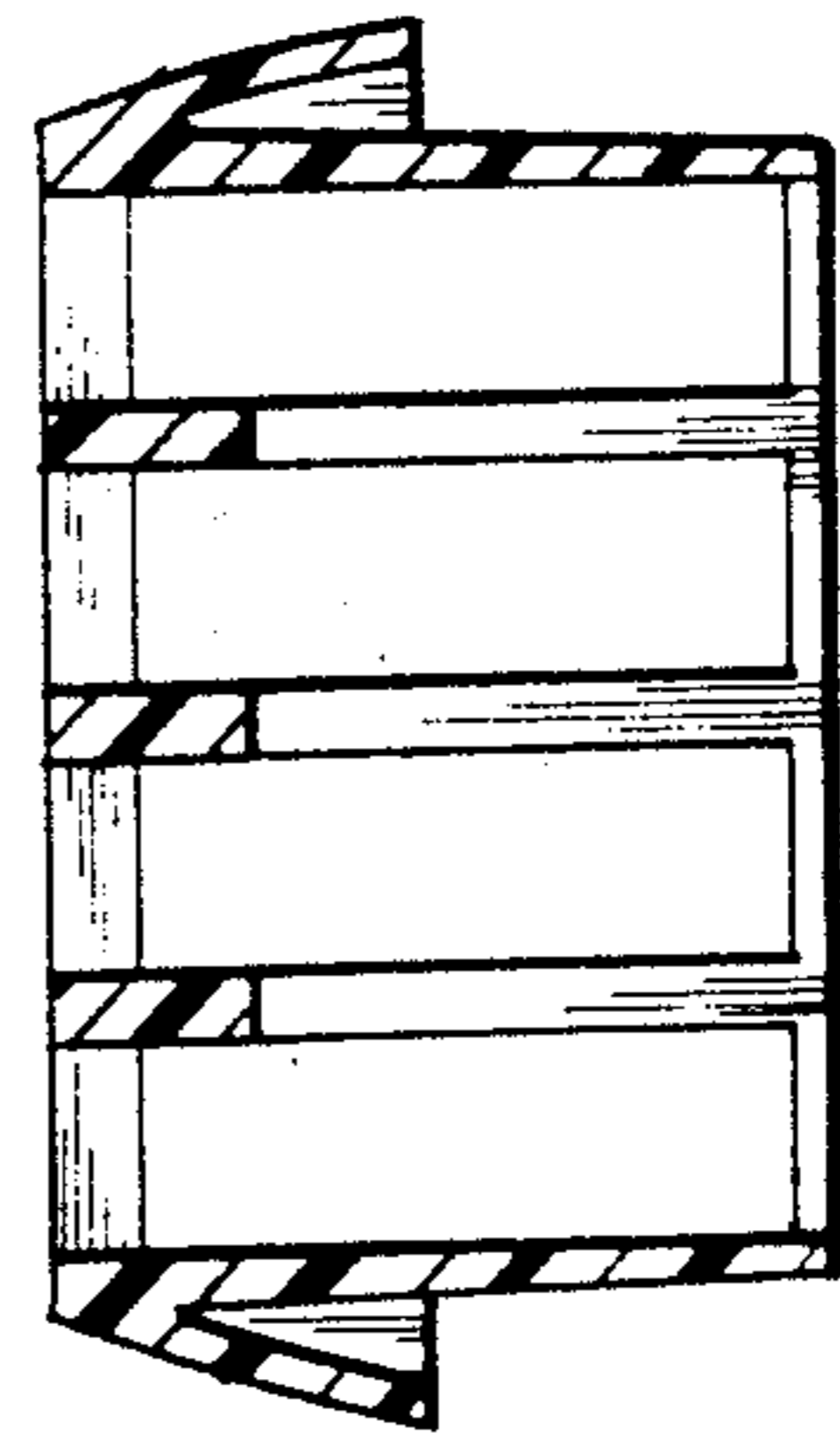


Fig. 7.



Fig. 8.

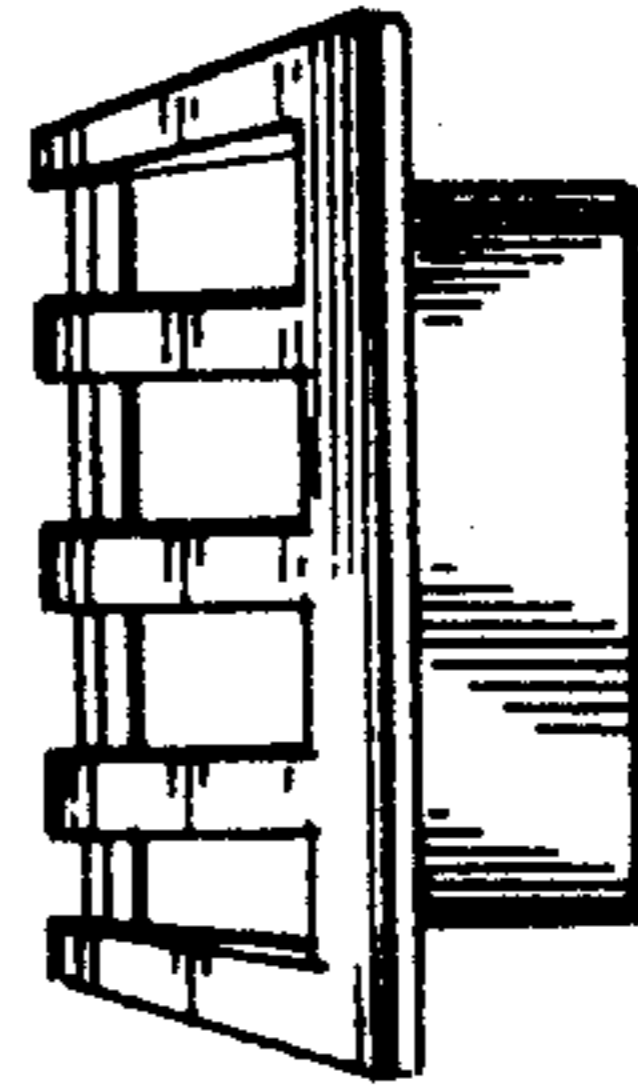


Fig. 5.




Fig. 9.

**Disclaimer**

D. 290,744.—*Warwick M. Whitley II*, Panama City, Fla. VENTURI LOUVERED VENT. Patent dated July 7, 1987. Disclaimer filed Mar. 16, 1988, by the assignee, *Attwood Corp.*

Hereby enters this disclaimer to the said claim of said patent.

[*Official Gazette May 24, 1988*]