

[54] SINK SPRAYER

[75] Inventor: Larry I. Fairchild, New Wilmington, Pa.

[73] Assignee: Universal-Rundle Corporation, New Castle, Pa.

[**] Term: 14 Years

[21] Appl. No.: 804,800

[22] Filed: Nov. 12, 1985

[52] U.S. Cl. D23/35

[58] Field of Search D23/17, 18, 34-39; 4/191, 192, 615, 653; 239/283, 525, 548, 562, 588

- D. 202,757 11/1965 Hitchcock .
- D. 207,440 4/1967 Bucknell .
- D. 228,908 10/1973 Juhlin .
- D. 233,606 11/1974 Rauh .
- D. 242,352 11/1976 Uyeda D23/35
- D. 253,069 10/1979 Ogilvie .
- D. 267,582 1/1983 MacKay et al. D23/35
- 2,200,503 5/1940 Judell et al. 239/588 X
- 4,091,998 5/1978 Peterson 239/588 X
- 4,396,156 8/1983 Southworth et al. .

Primary Examiner—James R. Largen
Attorney, Agent, or Firm—Wood, Dalton, Phillips,
Mason & Rowe

[57] CLAIM

The ornamental design for a sink sprayer, as shown and described.

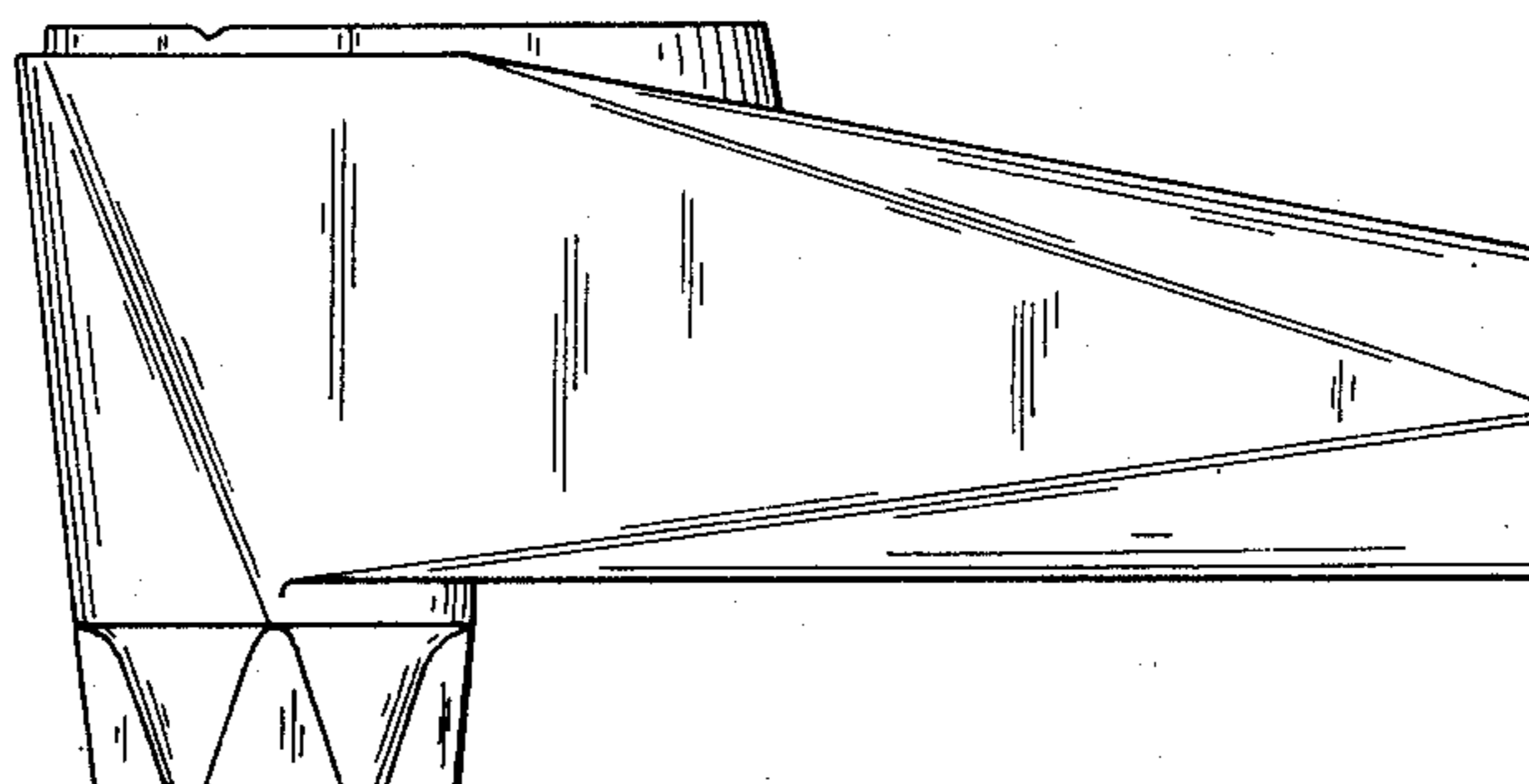
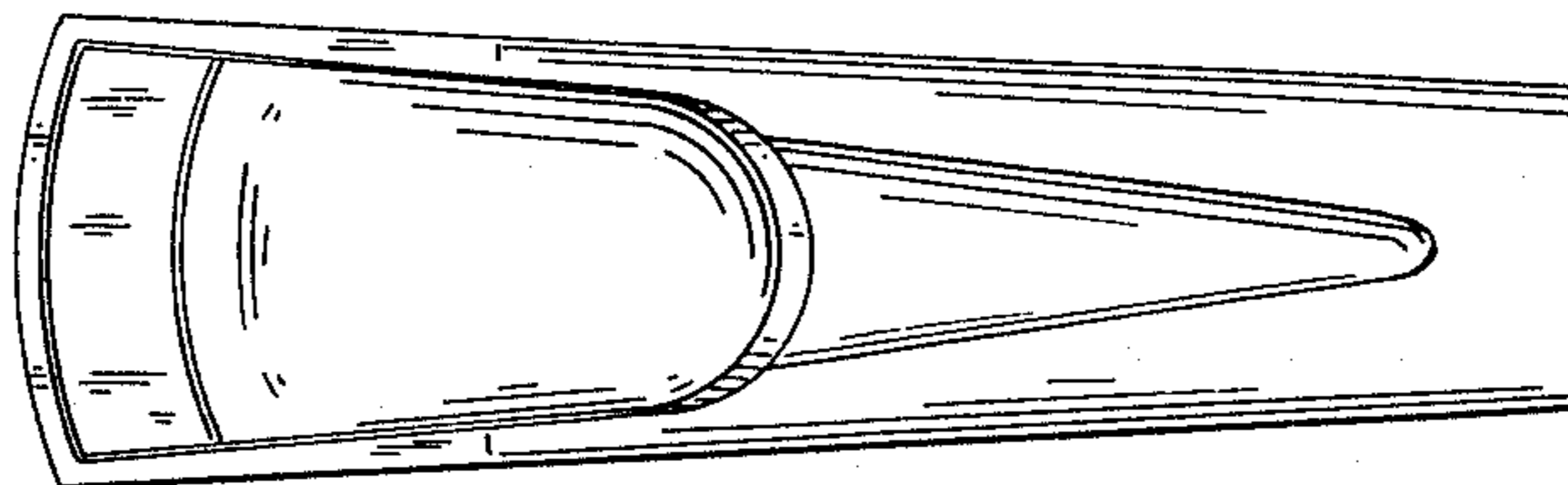
[56] References Cited

U.S. PATENT DOCUMENTS

- D. 141,185 5/1945 Stanitz .
- D. 142,992 11/1945 Dreyfuss .
- D. 143,765 2/1946 Stamitz .
- D. 153,685 5/1949 Henkel .
- D. 187,904 5/1960 Kellogg .
- D. 191,966 12/1961 Myers .
- D. 195,438 6/1963 Wing .

DESCRIPTION

FIG. 1 is a right side elevational view of a sink sprayer showing my new design, the left side being a mirror image of the right side shown;
FIG. 2 is a rear elevational view thereof;
FIG. 3 is a front elevational view thereof;
FIG. 4 is a top plan view thereof; and
FIG. 5 is a bottom plan view thereof.



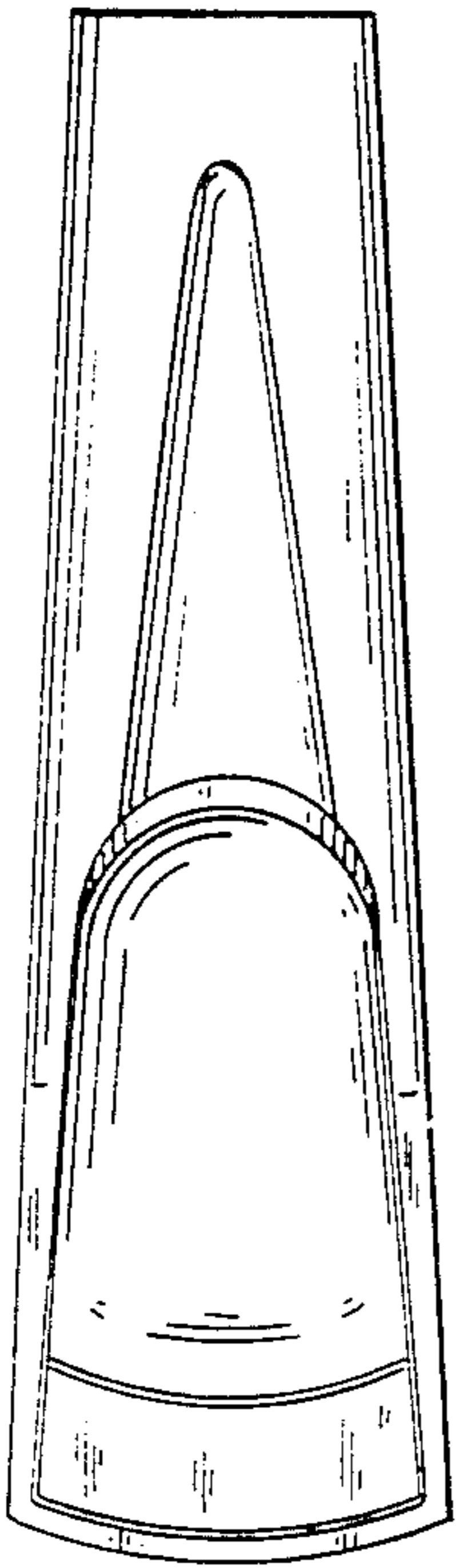


FIG. 2




FIG. 1

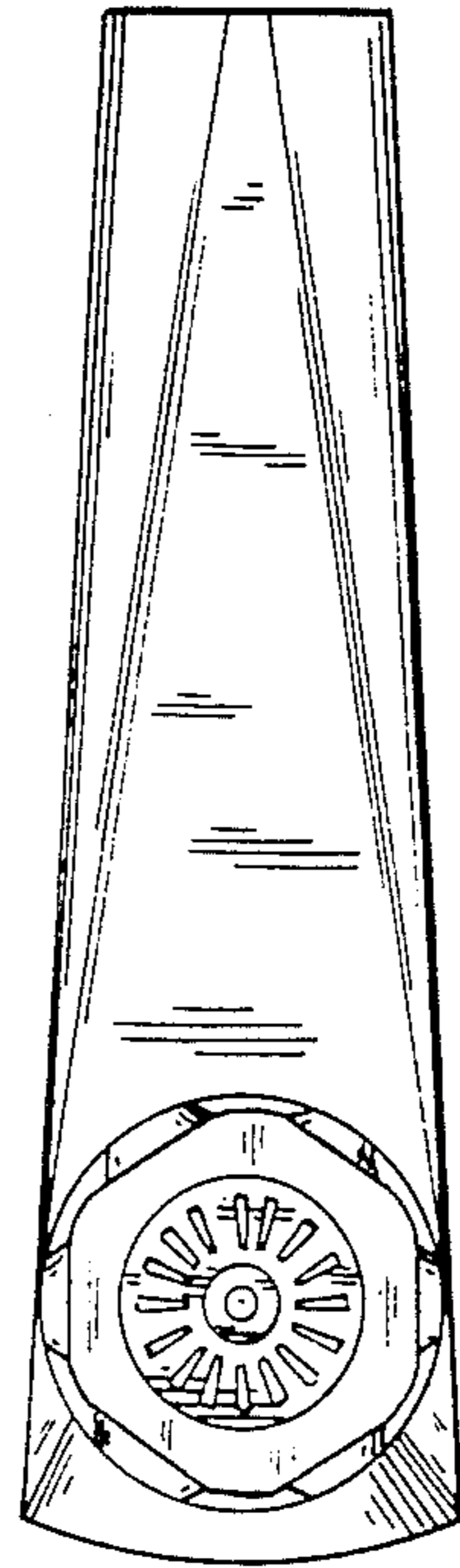


FIG. 3




FIG. 4

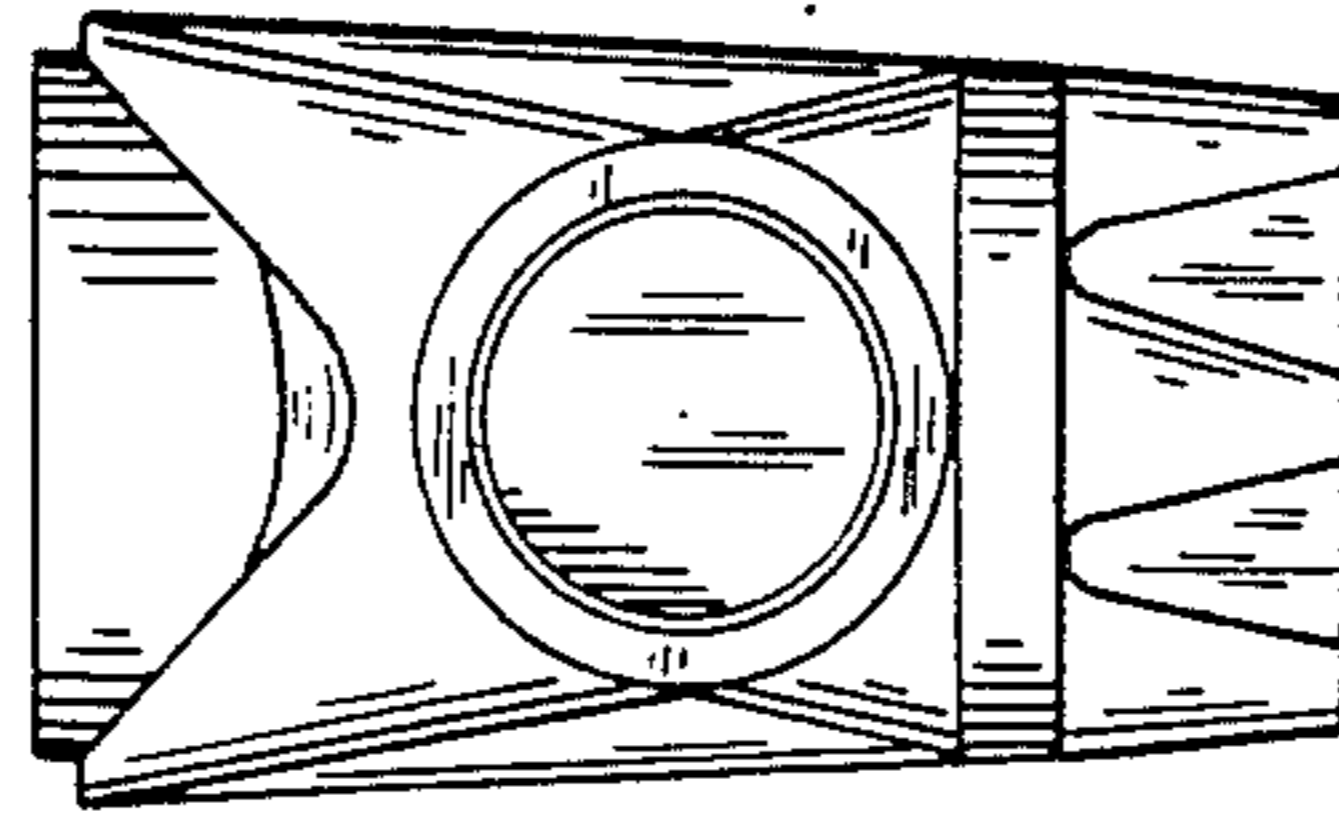


FIG. 5