

[54] **VENDING MACHINE**

[76] **Inventors: Kim D. Nyegaard; Ib Nyegaard, both of 8380 Miramar Rd., #200, San Diego, Calif. 92126**

[**] **Term: 14 Years**

[21] **Appl. No.: 655,143**

[22] **Filed: Sep. 27, 1984**

[52] **U.S. Cl. D20/1**

[58] **Field of Search D20/1-9; 194/205, 206, 210; 221/81, 13; 222/129.4; 235/381, 379-381**

[56] **References Cited**

U.S. PATENT DOCUMENTS

D. 137,822	5/1944	Schladermundt et al.	D20/4
2,376,403	5/1945	Thompson et al.	222/129.4 X
4,300,040	11/1981	Gould et al.	235/381
4,414,467	11/1983	Gould et al.	235/381

4,458,802	7/1984	Maciver et al.	221/81 X
4,494,675	1/1985	Stutsman	221/13
4,519,522	5/1985	McElwee	221/13
4,598,810	7/1986	Shore et al.	194/205

Primary Examiner—Bernard Ansher
Assistant Examiner—Linda Titolo
Attorney, Agent, or Firm—Charmasson & Holz

[57] **CLAIM**

The ornamental design for a vending machine, as shown and described.

DESCRIPTION

FIG. 1 is a front and left side perspective view of a vending machine, showing our new design; FIG. 2 is a right side elevational view thereof, the left side being a mirror image thereof; FIG. 3 is a front elevational view thereof; FIG. 4 is a rear elevational view thereof; FIG. 5 is a top plan view thereof; and FIG. 6 is a bottom plan view thereof.




Fig. 1




Fig. 2

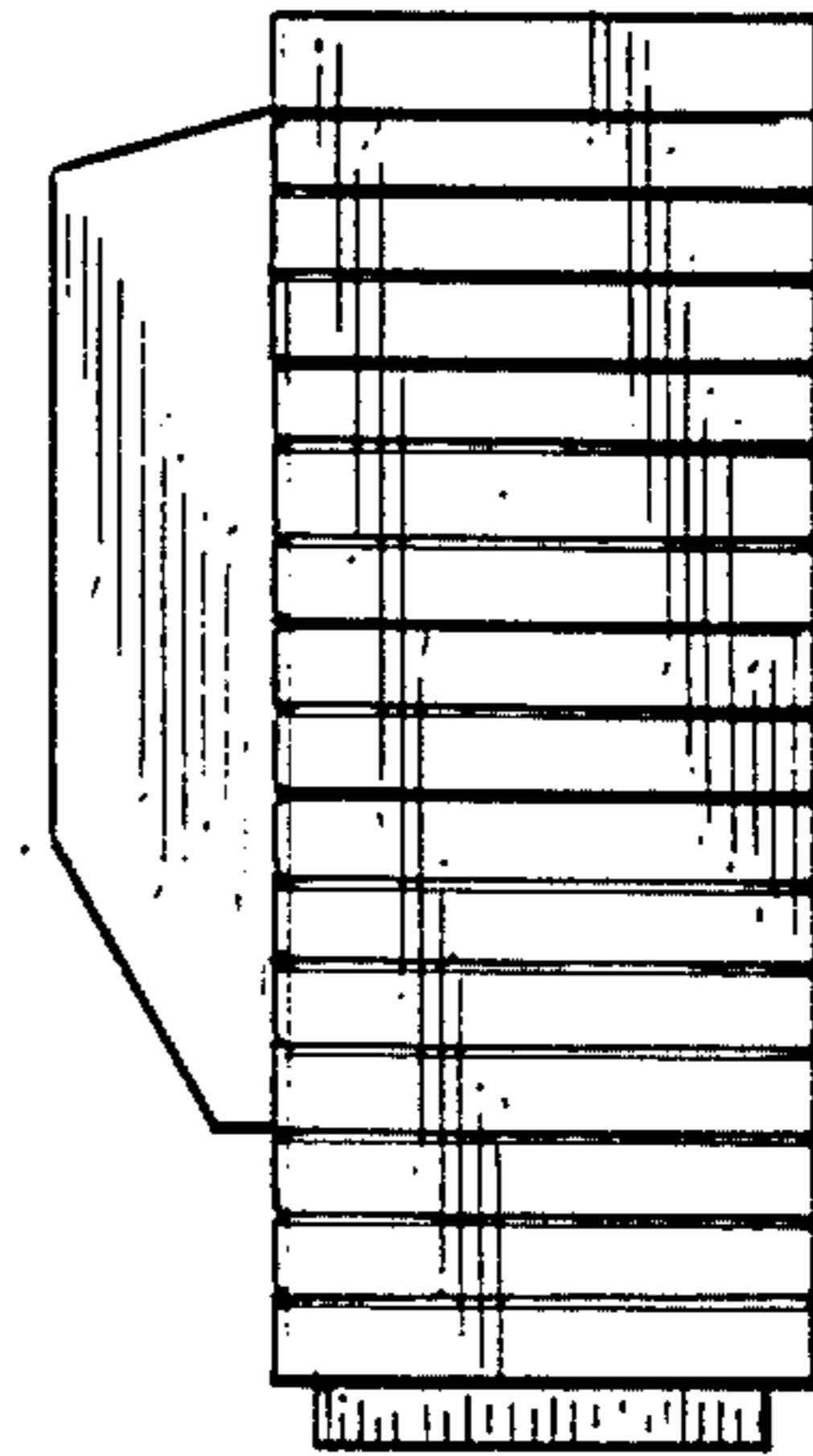


Fig. 3

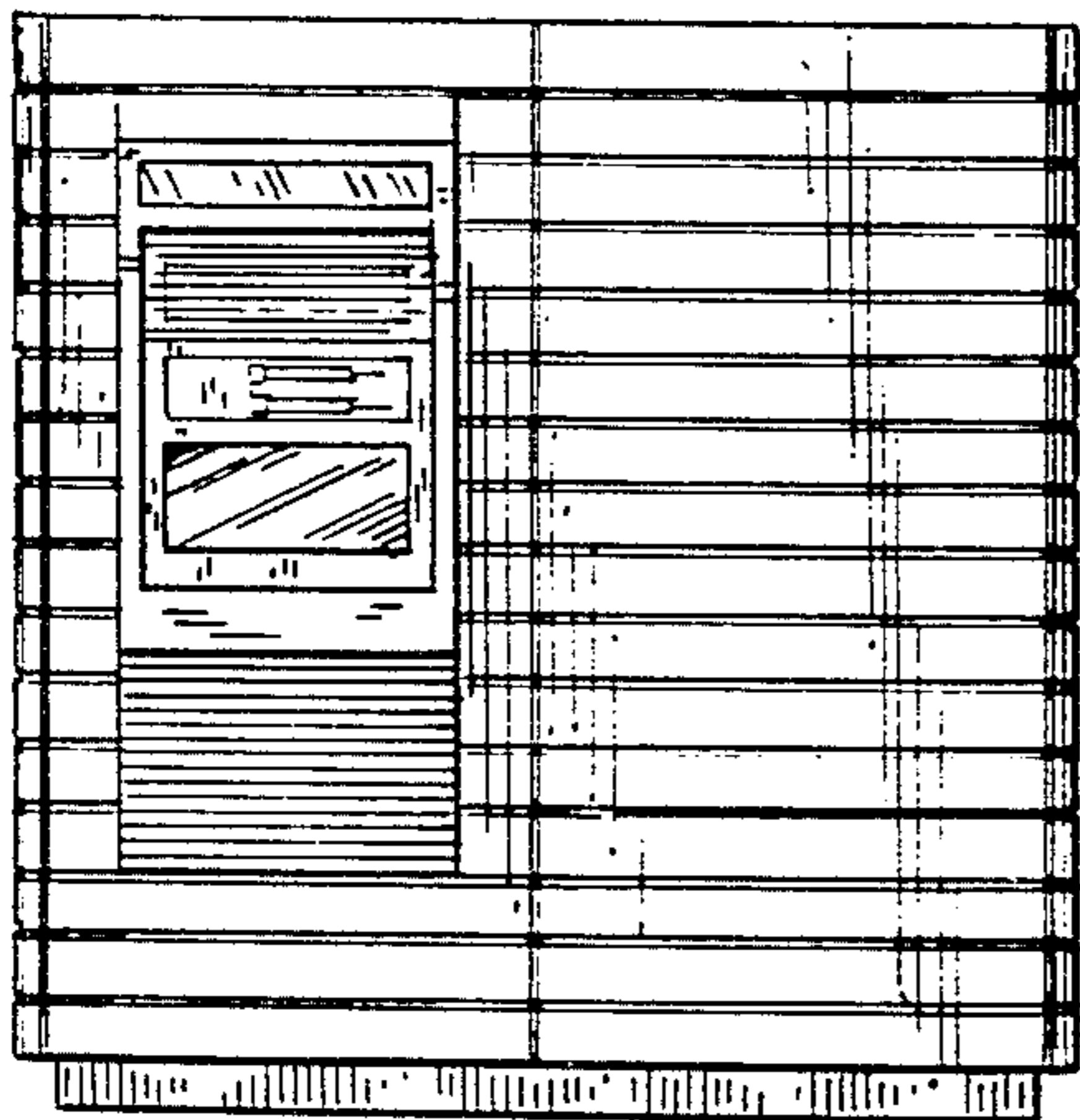


Fig. 4





Fig. 5

Fig. 6

